

# Non-Perturbative U(1) Gauge Theory at Finite Temperature

Bernd A. Berg<sup>a,b</sup> and Alexei Bazavov<sup>a,b</sup>

<sup>a)</sup> *Department of Physics, Florida State University, Tallahassee, FL 32306-4350*

<sup>b)</sup> *School of Computational Science, Florida State University, Tallahassee, FL 32306-4120*

(March 29, 2005)

We present numerical evidence that the deconfining phase transition of compact U(1) lattice gauge theory is second order, but for the lattices studied here not in the universality class of the 3d XY model. Within our numerical accuracy estimates of critical exponents from Monte Carlo simulations on  $N_\tau N_s^3 N_s \gg N_\tau$  lattices do not depend on  $N_\tau = 4, 5$  and 6. Assuming that this holds at for  $N_s \rightarrow \infty$  at all values  $N_\tau \geq 4$ , the subsequent limit  $N_\tau \rightarrow \infty$  allows to define from the confined phase a non-perturbative continuum quantum field theory at all temperatures  $T \geq 0$ .

PACS: 11.15.Ha, 12.38.Aw, 64.60.Ak, 64.60.Cn 64.60.Fr

Abelian, compact U(1) gauge theory has played a prominent role in our understanding of the permanent confinement of quarks. It was first investigated by Wilson in his 1974 milestone paper [1], which introduced lattice gauge theory (LGT). For a 4d hypercubic lattice his U(1) action reads

$$S(\{U\}) = \sum_{\square} S_{\square} \quad \text{with} \quad (1)$$

$$S_{\square} = \text{Re} (U_{i_1 j_1} U_{j_1 i_2} U_{i_2 j_2} U_{j_2 i_1})$$

where  $i_1, j_1, i_2$  and  $j_2$  label the sites circulating about the square  $\square$  and the  $U_{ij}$  are complex numbers on the unit circle,  $U_{ij} = \exp(i\phi_{ij})$ ,  $0 \leq \phi_{ij} < 2\pi$ .

Wilson concluded that at strong couplings the theory confines static test charges due to an area law for the path ordered exponentials of the gauge field around closed paths (Wilson loops). A hypothetical mechanism of confinement was identified by Polyakov [2], who attributed it in 3d Abelian gauge theory to the presence of a monopole plasma. For the 4d theory at weak coupling both Wilson and Polyakov expected a Coulomb phase in which the test charges are not confined.

So it comes as no surprise that 4d U(1) LGT was the subject of one of the very early Monte Carlo (MC) calculations in LGT [3]. One simulates a 4d statistical mechanics with Boltzmann factor

$$\exp[-\beta_g S(\{U\})] \quad (2)$$

and periodic boundary conditions (other boundary conditions are possible too, but are not considered here),  $\beta_g = 1/g^2$  is related to the gauge coupling  $g^2$ ,  $\beta_g = 0$  is the strong and  $\beta_g \rightarrow \infty$  the weak coupling limit. The study [3] allowed to identify the confined and deconfined phases. After some debate about the order of the phase transition, the bulk transition on symmetric lattices was suggested to be (weakly) first order [4], a result which was then substantiated by large scale simulations, see [5] and references therein. Other investigations followed up on the topological properties of the theory. The interested reader may trace this literature from [6].

The particle excitations of 4d U(1) LGT are called gauge balls and in the confined phase also glueballs. Their masses were first investigated by Berg and Panagiotakopoulos [7]. In the confined phase all masses decrease when one approaches the transition point. Crossing it, they rise in the Coulomb phase with exception of the axial vector mass, which is consistent with the presence of a massless photon in that phase. Twenty years later this picture was confirmed in Ref. [8] by beautiful MC simulations, relying on far more powerful computers and efficient noise reduction techniques. The first order nature of the transition prevents one from reaching a continuum limit, which is quite clearly seen in Fig. 7 of [8].

Remarkably, Jersak et al. [9] found in investigations of an extended U(1) Wilson action a scaling behavior of glueballs consistent with a second order phase transition. Most of their masses scale with a correlation length exponent (error bars are given in parenthesis and apply to the last digit(s) of the estimate)  $\nu_{ng} = 0.35(2)$ , while their scaling of the mass of the scalar  $J^{PC} = 0^{++}$  state is consistent with the Gaussian exponent  $\nu_g = 0.5$ . Universality of these results was found in the sense that compatible estimates were obtained for two rather distinct values of the additional parameter of the action, and the Gaussian exponent was also obtained in a simulation of the Wilson action in a spherical geometry [10]. These investigations left the question: Is there an underlying non-trivial quantum field theory of the confined phase? In this paper we present results, which open new perspectives.

We consider the Wilson action (1), choose units  $a = 1$  for the lattice spacing and perform MC simulations on  $N_\tau N_s^3$  lattices. Testing U(1) code for our biased Metropolis-heatbath updating (BMHA) [11], we noted on small lattices that the characteristics of the first order phase transition disappeared when we went from the  $N_\tau = N_s$  to a  $N_\tau N_s^3$ ,  $N_\tau < N_s$  geometry. This motivated us to embark on a finite size scaling (FSS) calculation of the critical exponents of U(1) LGT in the  $N_\tau N_s^3$ ,  $N_\tau = \text{constant}$ ,  $N_s \rightarrow \infty$  geometry. For a review of FSS methods and scaling relations see [14].

Later we learned about a pioneering paper by Vettorazzo and de Forcrand [12]. They present evidence

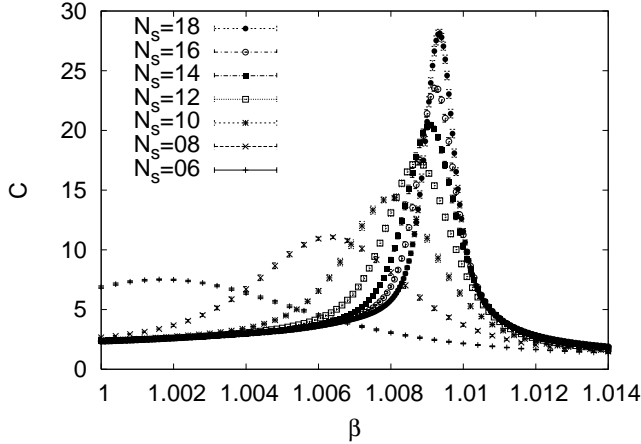


FIG. 1. Finite size dependence of the specific heat functions  $C(\beta)$  on  $6N_s^3$  lattices.

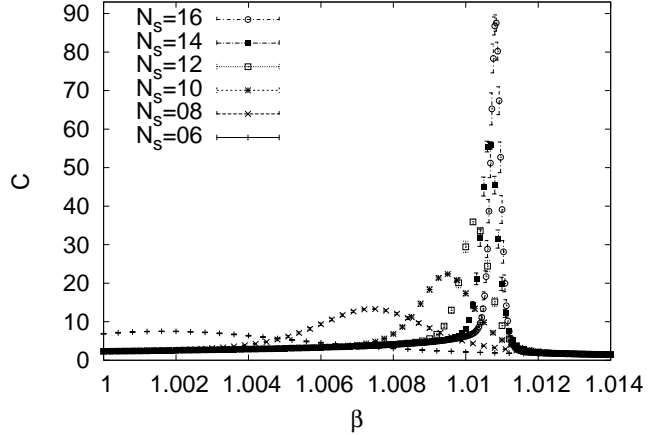


FIG. 2. Finite size dependence of the specific heat functions  $C(\beta)$  on  $N_\tau = N_s$  lattices.

that the transition is second order for  $N_\tau \leq 4$ ,  $N_s \rightarrow \infty$ , but first order for  $N_\tau = 6$  and 8. The latter claim is based on simulations on very large lattices. Differences in action values obtained after ordered and disordered starts support a non-zero latent heat in the infinite volume limit. For  $N_\tau = 6$  the spatial lattice sizes used are  $N_s = 48$  and 60 and their MC statistics shown consists of 5 000 sweeps per run using a heatbath algorithm with additional overrelaxation sweeps. For a second order phase transition the integrated autocorrelation time  $\tau_{\text{int}}$  scales approximately  $\sim N_s^2$  and we estimate from canonical simulations on smaller lattices  $\tau_{\text{int}} \approx 24\,000$  heatbath sweeps for  $N_\tau = 6$  and  $N_s = 48$ . A MC segment of the length of  $\tau_{\text{int}}$  delivers one statistically independent event [13]. Therefore, the run of [12] relies on about one event. Strong metastabilities are expected as soon as the Markov chain approaches the scaling region. For  $N_s = 60$  and the  $N_\tau = 8$  lattices the situation is even worse. We conclude that these data alone cannot decide the order of the transition.

Our temporal lattice extensions are  $N_\tau = 4, 5$  and 6. For  $N_s$  our values are 4, 5, 6, 8, 10, 12, 14, 16 and 18. Besides we have simulated symmetric lattices up to size  $16^4$ . Figures 1 and 2 show for various values of  $N_s$  the specific heat

$$C(\beta) = \frac{1}{6N} [\langle S^2 \rangle - \langle S \rangle^2] \quad \text{with } N = N_\tau N_s^3 \quad (3)$$

in the neighborhood of the phase transition for  $N_\tau = 6$  and on symmetric lattices. The  $\beta$  ranges in the figures are chosen to match. Each curve is from a single simulation of the lattice in a multicanonical ensemble [15], which is constructed to cover the neighborhood of the phase transition point. The simulation weights were calculated using a recursion of the Wang-Landau type [16]. Multicanonical simulations are not only for first but also for second order phase transitions an efficient way to control the transition region. Our multicanonical updating

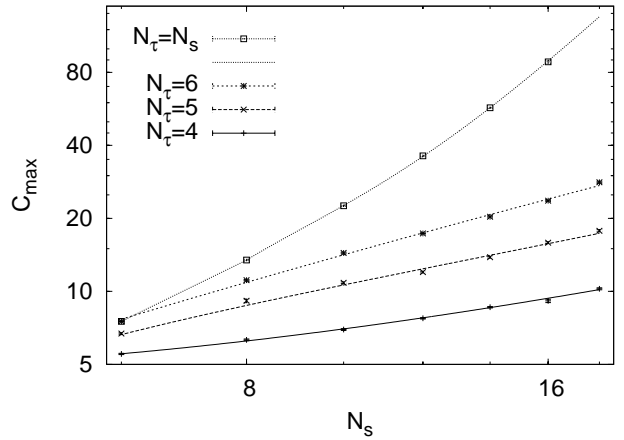


FIG. 3. Maxima of the specific heat.

was done with a BMHA [11], which gives a speed-up by a factor of three compared to the usual Metropolis-type multicanonical updating. This is substantial as our  $16^4$  lattice run takes about 80 days on a 2 GHz PC, i.e., 240 days without the BMHA. Using the logarithmic coding of [13] physical observables are reweighted to canonical ensembles and plotted with jackknife error bars.

In Fig. 3 we show all our specific heat maxima on a log-log scale. Our data for the symmetric lattices are for  $N_s \geq 8$  consistently described by a fit to the first-order transition form  $C_{\text{max}}(N_s)/(6N) = c_0 + a_1/N + a_2/N^2$ . The goodness of our fit is  $Q = 0.64$  (see, e.g., Ref. [13] for the definition and a discussion of  $Q$ ), and its estimate for the specific heat density is  $c_0 = 0.0001961$  (26). This is 10% higher than the  $c_0$  value reported in [5], where lattices up to size  $32^4$  should have reduced finite size corrections further. For  $N_\tau = 4, 5$  and 6 the curves in the figure are fits which become for  $N_s \rightarrow \infty$  linear in

$N_s$ ,  $C_{\max}(N_s) = a_1 N_s + a_0 + a_{-1}/N_s$ . For  $N_\tau = 4$  the goodness of this fit is  $Q = 0.20$  using our  $N_s \geq 6$  data. But for  $N_\tau = 5$  and 6 the  $Q$  values are unacceptably small, although the data scatter nicely about the curves.

For large  $N_s$  the maxima of the specific heat curves scale like (see [14])

$$C_{\max}(N_s) \sim N_s^{\alpha/\nu}, \quad (4)$$

where one has  $\alpha/\nu = 4$  in case of the first-order transition for  $N_\tau = N_s$ . In the  $N_\tau$  fixed,  $N_s \rightarrow \infty$  geometry the systems becomes effectively three-dimensional, so that  $\alpha/\nu = 3$  would be indicative of a first-order transition.

Besides the action we measured Polyakov loops and their low-momentum structure factors (see, e.g., Ref. [17] for the definition of structure factors). For U(1) LGT Polyakov loops are the  $U_{ij}$  products along the straight lines in  $N_\tau$  direction. Each Polyakov loop  $P_{\vec{x}}$  is a complex number on the unit circle, which depends only on the space coordinates, quite like a spin in 3d. We calculate the sum over all Polyakov loops on the lattice

$$P = \sum_{\vec{x}} P_{\vec{x}}. \quad (5)$$

From the maxima of the susceptibility of the absolute value  $|P|$ ,

$$\chi_{\max} = \frac{1}{N_s^3} [\langle |P|^2 \rangle - \langle |P| \rangle^2]_{\max} \sim N_s^{\gamma/\nu}, \quad (6)$$

one obtains the critical exponent  $\gamma/\nu$ , and  $(1-\beta)/\nu$  from the maxima

$$\chi_{\max}^\beta = \frac{1}{N_s^3} \frac{d}{d\beta} \langle |P| \rangle \Big|_{\max} \sim N_s^{(1-\beta)/\nu}. \quad (7)$$

The maxima of the structure factors scale  $\sim N_s^{2-\eta}$ .

The exponents can be estimated from two parameter fits (A)  $Y = a_1 N_s^{a_2}$ . Due to finite size corrections the goodness  $Q$  of these fits will be too small when all lattice sizes are included. The strategy is than not to overweight [18] the small lattices and to omit, starting with the smallest, lattices altogether until an acceptable  $Q \geq 0.05$  has been reached. Still the convergence of the thus obtained estimates towards their asymptotic values is rather slow with increasing lattice size. This can improve by including more parameters in the fit. So we used the described strategy also for three parameter fits (B)  $Y = a_0 + a_1 N_s^{a_2}$ . The penalty for including more parameters is in general increased instability against fluctuations of the data and, in particular, their error bars. For a number of our data sets this is already the case for fit B, so that an extension to more than three parameters makes no sense. We performed first the fit B for each data set, but did fall back to fit A when no consistency or stability was reached for a fit B including at least the five largest lattices. The thus obtained values are listed in table I. Table II gives additional information about the fits.

TABLE I. Estimates of critical exponents as explained in the text. Properties of the fits are summarized in table II.

$N_\tau$	$\alpha/\nu$	$\gamma/\nu$	$(1-\beta)/\nu$	$2-\eta$
4	1.15 (10)	1.918 (34)	1.39 (7)	1.945 (10)
5	0.97 (04)	2.086 (79)	1.51 (4)	1.955 (20)
6	1.31 (07)	1.968 (37)	1.59 (4)	1.901 (31)
n-t	1.15 (15)	1.95 (5)	1.55 (5)	1.95 (5)

TABLE II. Number of data used and type of fit (A or B as explained in text), goodness of fit  $Q$ .

$N_\tau$	$\alpha/\nu$	$\gamma/\nu$	$(1-\beta)/\nu$	$2-\eta$
4	7B, 0.25	7B, 0.21	7B, 0.25	8B, 0.78
5	4A, 0.76	6B, 0.40	4A, 0.80	7B, 0.23
6	3A, 0.09	7B, 0.09	4A, 0.83	5B, 0.42

Within our range of lattices there is evidence for a second order transition for each  $N_\tau$ . It is overwhelming for the observables derived from Polyakov loops. For example, in Fig. 4 we show our data for the maxima of the Polyakov loops susceptibility together with their fits used in table I (for the symmetric lattices the data are connected by straight lines). For fixed  $N_\tau$  we find an approximately quadratic increase with  $N_s$ , while there is a decrease for the symmetric lattices, which appears to converge towards a finite discontinuity.

Effectively the Polyakov loops describe a 3d spin system. So one would like to identify whether the observed transitions are in any of the known universality classes of 3d spin systems. At first thought the universality class of the 3d XY model comes to mind, because the symmetry is correct and it is easy to see that the  $N_\tau = 1$  gauge system decouples into a 3d XY model and a 3d U(1) gauge theory. Surprisingly the data of table I do not support the XY universality class. Although our estimates of  $\gamma/\nu$  agree with what is expected,  $\alpha/\nu$  is entirely off. For the XY model a small negative value is measured [14], while Fig. 3 shows that all our specific heat maxima increase steadily. We remark that the scenario appears to change for  $N_\tau < 4$ . The increase of the specific heat maxima becomes considerably weaker than for  $N_\tau = 4$  and at least for  $N_\tau = 2$  we have circumstantial evidence in favor of the 3d XY universality class. Our simulations for  $N_\tau = 2$  and 3 will be reported elsewhere.

In view of expected systematic errors due to our limited lattice sizes, one can state that our estimates of table I are consistent with the Gaussian values  $\alpha/\nu = 1$  and  $\gamma/\nu = 2$  (with error bars 0.3 for  $\alpha/\nu$  and 0.1 for  $\gamma/\nu$ ). Using the hyperscaling relation  $2 - \alpha = d\nu$  with  $d = 3$  yields  $\alpha = \nu = 1/2$ . The other estimates of exponents listed in table I provide consistency checks as they are linked to  $\alpha/\nu = 1$  and  $\gamma/\nu = 2$  by the scaling relations  $\alpha + 2\beta + \gamma = 2$  and  $\gamma/\nu = 2 - \eta$ . For the Gaussian exponents  $(1-\beta)/\nu = 1.5$  and  $\eta = 0$  follows, both consistent with the data of the table.

However, the problem with the Gaussian scenario is

## ACKNOWLEDGMENTS

We thank Philippe de Forcrand for communicating some information left out in [12] and Urs Heller for checking on one of our action distributions with his own MC code. This work was in part supported by the US Department of Energy under contract DE-FG02-97ER41022.

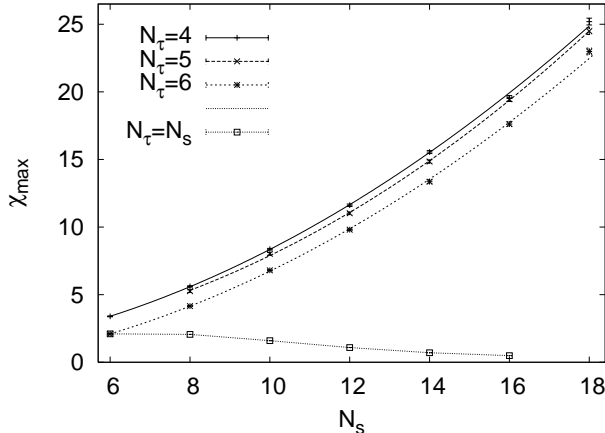


FIG. 4. Maxima of Polyakov loop susceptibilities.

that the Gaussian renormalization group fixed point in 3d has two relevant operators [19]. So one does not understand why the effective spin system should care to converge into this fixed point. Therefore, the most likely scenario [20] is a new non-trivial (n-t) fixed point with exponents accidentally close to 3d Gaussian. An illustration, which is consistent with the data, is given in the last row of table I. The mean values are constructed to fulfill the scaling relations and match with  $\nu = 0.482$ ,  $\alpha = 0.554$ ,  $\gamma = 0.94$ ,  $\beta = 0.253$ ,  $\eta = 0.05$ .

From a FSS point of view it appears natural that the character of the transition will not change anymore, once a value of  $N_\tau$  has been reached, which is sufficiently large to be insensitive to lattice artifacts. Up to normalizations data from  $N_\tau N_s^3$  and  $2N_\tau(2N_s)^3$ ,  $N_s > N_\tau$  lattices should then become quite similar. Assuming that there is indeed a critical point, which is for all  $N_\tau \geq 4$  in the same universality class, we can define a quantum continuum limit for any temperature  $T \geq 0$ . For each value of  $N_\tau$  we perform the limit  $N_s \rightarrow \infty$  first. Then we adjust the correlation length  $\xi$ , which sets the physical length scale  $[l]$  ( $a = 1/\xi \rightarrow 0$  in units of  $[l]$ ), by approaching the critical point  $\beta_g^c(N_\tau)$  from below ( $\beta_g < \beta_g^c$ ) so that

$$\frac{1}{aN_\tau} = \frac{\xi}{N_\tau} = \frac{\text{const}(\beta_g^c(N_\tau) - \beta_g)^{-\nu}}{N_\tau} = T_0 \quad (8)$$

holds in units  $[l^{-1}]$ , where  $T_0 > 0$  is a constant temperature. The limit  $N_\tau \rightarrow \infty$  defines a non-perturbative continuum quantum field theory of the confined phase.  $T = 0$  could either be reached by performing subsequently the limit  $T_0 \rightarrow 0$ , or by adjusting  $\beta_g$  in Eq. (8) so that  $\xi \sim N_\tau^x$ ,  $0 < x < 1$  holds ( $T_0 \rightarrow 0$  then). It would be interesting to use the machinery set up in Ref. [8] to study the glueball spectrum in the  $N_\tau N_s^3$ ,  $N_\tau \ll N_s$  geometry.

In summary, it seems that even after more than thirty years U(1) LGT as first set up by Wilson [1] is still good for novel developments.

- [1] K.G. Wilson, Phys. Rev. D **10**, 2445 (1974).
- [2] A.M. Polyakov, Phys. Lett. B **59**, 82 (1975).
- [3] M. Creutz, L. Jacobs, and C. Rebbi, Phys. Rev. D **20**, 1915 (1979).
- [4] J. Jersak, T. Neuhaus, and P.M. Zerwas, Phys. Lett. B **133**, 103 (1983).
- [5] G. Arnold, B. Bunk, T. Lippert, and K. Schilling, Nucl. Phys. B (Proc. Suppl.) **119**, 864 (2003) [hep-lat/0210010].
- [6] Y. Koma, M. Koma, and P. Majumdar, Nucl. Phys. B **692**, 209 (2004); M. Panero, JHEP **05**, 66 (2005).
- [7] B.A. Berg and C. Panagiotakopoulos, Phys. Rev. Lett. **52**, 94 (1984).
- [8] P. Majumdar, Y. Koma, and M. Koma, Nucl. Phys. B **677**, 273 (2004) [hep-lat/0309003].
- [9] J. Cox, J. Jersak, H. Pfeiffer, T. Neuhaus, P.W. Stephenson, and A. Seyfried, Nucl. Phys. B **545**, 607 (1999) [hep-lat/9808049] and references given therein.
- [10] J. Jersak, C.B. Lang, and T. Neuhaus, Phys. Rev. D **54**, 6909 (1996) [hep-lat/9606013].
- [11] A. Bazavov and B.A. Berg, Phys. Rev. D **71**, 114506 (2005).
- [12] M. Vettorazzo and P. de Forcrand, Phys. Lett. B **604**, 82 (2004).
- [13] B.A. Berg, *Markov Chain Monte Carlo Simulations and Their Statistical Analysis*, World Scientific, Singapore, 2004.
- [14] A. Pelissetto and E. Vicari, Phys. Rep. **368**, 549 (2002) [cond-mat/0012164].
- [15] B.A. Berg, and T. Neuhaus, Phys. Rev. Lett. **68**, 9 (1992).
- [16] F. Wang and D.P. Landau, Phys. Rev. Lett **86**, 2050 (2001).
- [17] H.E. Stanley, *Introduction to Phase Transitions and Critical Phenomena*, Clarendon Press, Oxford, 1971, pp. 98.
- [18] As MC runs on small lattices are “cheap”, one tends to have for them more accurate data than for the valuable large lattices. Care should be taken that the error to signal relations are similar for all included lattice sizes.
- [19] E.g., F.J. Wegner, in *Phase Transitions and Critical Phenomena*, C. Domb and M.S. Green editors (Academic Press, New York, 1976), p.59.
- [20] We can of course not entirely exclude that finite lattices mislead us and that really large systems turn either towards a first order transition or the 3d XY fixed point.