

# Nucleon mass: from lattice QCD to the chiral limit<sup>1</sup>

M. Procura, B. U. Musch, T. Wollenweber, T. R. Hemmert and W. Weise

*Physik-Department, Theoretische Physik  
Technische Universität München, D-85747 Garching, Germany*

## Abstract

Previous extrapolations of lattice QCD results for the nucleon mass to the physically relevant region of small quark masses, using chiral effective field theory, are extended and expanded in several directions: a detailed error analysis is performed; the consistency with the chiral perturbation theory analysis of pion-nucleon scattering data is examined; the dependence on finite lattice volume is investigated; the role of explicit  $\Delta(1232)$  degrees of freedom is explored. What emerges is a consistent and stable extrapolation scheme for pion masses below 0.6 GeV.

---

<sup>1</sup>Work supported in part by BMBF

# 1 Introduction

The mass of the nucleon is undoubtedly one of the most fundamental quantities in physics. In the limit of exact chiral  $SU(2) \times SU(2)$  symmetry, i.e. for vanishing  $u$ - and  $d$ -quark masses, the nucleon mass  $M_0$  emerges primarily from non-perturbative gluon dynamics via the trace anomaly:

$$M_0 = \langle N | \frac{\beta(g)}{2g} G_{\mu\nu}^a G_a^{\mu\nu} + m_s \bar{s}s | N \rangle \quad .$$

It involves the gluonic part of the trace of the QCD energy momentum tensor plus a strange quark contribution (omitting the anomalous dimension of the mass operator and a small contribution from heavy quarks). The actual physical nucleon mass,  $M_N = 0.94 \text{ GeV}$ , is expected to be not far displaced from  $M_0$ , given that the sigma term,

$$\sigma_N = \langle N | m_u \bar{u}u + m_d \bar{d}d | N \rangle \simeq M_N - M_0 \quad ,$$

has a value around 50 MeV (though with an uncertainty of about 20%).

In recent years the nucleon mass has been in the focus of steadily improving lattice QCD computations. Technical limitations have so far restricted lattice QCD results to quark masses larger than five times the physically relevant masses of the light quarks,  $m_{u,d} < 10 \text{ MeV}$ . Under such conditions, the nucleon masses produced on the lattice are considerably larger ( $M_N > 1.2 \text{ GeV}$ ) than the physical one. Systematic extrapolations guided by well-defined rules of low-energy QCD are necessary in order to bridge this gap. Several versions of such extrapolations have been developed in recent years [1, 2, 3]. They differ partly in details but agree on the basics, namely on the relevance of one-loop chiral pion-nucleon dynamics in determining the dependence of  $M_N$  on the pion mass  $m_\pi$ .

The connection between  $m_\pi$  and the  $u$ - and  $d$ -quark masses (for which we take their average,  $m_q = (m_u + m_d)/2$ ), is given in leading order by PCAC and the Gell-Mann–Oakes–Renner relation,  $m_\pi^2 f_\pi^2 = -2m_q \langle \bar{q}q \rangle$ , with the pion decay constant  $f_\pi$  and the chiral condensate  $\langle \bar{q}q \rangle$  both taken at the chiral limit. Accurate lattice QCD results for the pion mass as a function of the quark mass  $m_q$  [4, 5, 6] demonstrate that this leading linear relation between  $m_\pi^2$  and  $m_q$  remains remarkably stable even at large quark masses. Corresponding lattice data are consistent with one-loop chiral perturbation theory at next-to-leading order, up to  $m_\pi \sim 0.5 \text{ GeV}$  [4]. Moreover, the data continue to display the leading-order (linear) PCAC behavior even beyond this margin, for reasons not yet understood in detail. We will therefore accept this as a fact when we later compare our theoretical  $M_N(m_\pi)$  with lattice results.<sup>2</sup>

The present work relates to refs. [1, 8, 9]. It updates and extends previous investigations in several respects:

- The overall consistency of parameters and low-energy constants in the expansion of  $M_N(m_\pi)$  with those extracted from pion-nucleon scattering, is carefully examined.

---

<sup>2</sup>However, a recent analysis of meson mass lattice data indicates that future precision extrapolations should take higher-order corrections to the Gell-Mann–Oakes–Renner relation into account [7].

- The role of explicit  $\Delta(1232)$  degrees of freedom in the one-loop nucleon self-energy is studied.
- A systematic error analysis for the extrapolation from the lattice data through the physical point down to the chiral limit is performed.
- A study of finite volume effects in comparison with lattice data provides interesting additional constraints.

Issues of convergence when carrying chiral expansions over relatively large ranges of quark masses, will also be addressed.

The following section briefly summarizes the framework of the present approach, baryon chiral perturbation theory (B $\chi$ PT) using infrared regularization. We omit derivations of basic equations which have already been reported elsewhere [1]. Section 3 describes the detailed error analysis of the extrapolation from lattice data down to the physical region. Section 4 discusses connections with the analysis of low-energy pion-nucleon scattering. Section 5 introduces the  $\Delta(1232)$  as an explicit degree of freedom and examines its relevance to the chiral extrapolation of the nucleon mass. Section 6 investigates effects induced by varying the finite volume of the lattice, and section 7 completes the analysis by synthesizing all pieces of information, incorporating the dependence of  $M_N$  on both the pion mass and the finite lattice volume. Conclusions are drawn in section 8.

## 2 The nucleon mass in chiral perturbation theory

In previous work [1] we have investigated the quark mass dependence of the nucleon mass using chiral effective field theory in the two-flavor, pion-nucleon sector. A fit has been performed to lattice data selected according to the largest available lattice volumes and smallest accessible lattice spacings, in order to be as close as possible to the infinite volume and continuum limits for which these  $\chi$ PT calculations are designed. We first present a brief summary of this approach.

In ref. [1] a one-loop calculation has been performed, taking into account diagrams up to chiral order  $p^4$  in covariant B $\chi$ PT with infrared regularization [10]. The following result is obtained for  $M_N(m_\pi)$  when expanded in powers of  $m_\pi$ :

$$\begin{aligned}
M_N^{(4)} = & M_0 - 4c_1 m_\pi^2 - \frac{3g_A^2}{32\pi f_\pi^2} m_\pi^3 \\
& + \left[ 4e_1^{(4)}(\lambda) - \frac{3}{64\pi^2 f_\pi^2} \left( \frac{g_A^2}{M_0} - \frac{c_2}{2} \right) - \frac{3}{32\pi^2 f_\pi^2} \left( \frac{g_A^2}{M_0} - 8c_1 + c_2 + 4c_3 \right) \ln \frac{m_\pi}{\lambda} \right] m_\pi^4 \\
& + \frac{3g_A^2}{256\pi f_\pi^2 M_0^2} m_\pi^5 + \mathcal{O}(m_\pi^6) \quad .
\end{aligned} \tag{1}$$

This formula requires the following input:

- i) the nucleon axial vector coupling constant  $g_A$  and the pion decay constant  $f_\pi$ , both taken in the chiral ( $m_\pi = 0$ ) limit. In practice we use their physical values,  $g_A = 1.267$  and  $f_\pi = 92.4$  MeV, for guidance and examine variations around these values;

- ii) the nucleon mass in the chiral limit,  $M_0$ ;
- iii) the low-energy constants  $c_1$ ,  $c_2$  and  $c_3$ . Here  $c_1$  is closely linked to the pion-nucleon sigma term, while  $c_{2,3}$  encode information primarily on the  $\Delta(1232)$  excitation in P-wave pion-nucleon scattering;
- iv) a parameter  $e_1^{(4)}(\lambda)$ , combining three different couplings of the most general  $\mathcal{O}(p^4)$  B $\chi$ PT Lagrangian (see ref. [1]).  $e_1^{(4)}(\lambda)$  represents unresolved short distance dynamics. This term compensates the logarithmic dependence on the renormalization scale  $\lambda$  so as to ensure scale independence of the result.

The present work builds upon a successful fit of eq. (1) to unquenched two-flavor lattice results, referred to as “fit II” in ref. [1]. The input lattice data with improved Wilson fermions (points 19, 41, 8 and 23 in ref. [8] and appendix B) are chosen according to the following criteria: small lattice spacing,  $a < 0.15$  fm, and large spatial lattice size,  $m_\pi L > 5$ . We have considered only the smallest available pion masses,  $m_\pi < 0.6$  GeV. In order to avoid an under-determined fit we fix some parameters. In particular,  $c_1$  is eliminated by substituting the empirical nucleon mass into eq. (1) at the physical value of the pion mass,  $c_2$  is set equal to  $3.2 \text{ GeV}^{-1}$  as determined in [11], and  $c_3$  is fixed at  $-3.4 \text{ GeV}^{-1}$ , according to the  $NN$  phase shift analysis in ref.[12]. Employing the physical values  $f_\pi = 92.4 \text{ MeV}$ ,  $g_A = 1.267$ , only two parameters remain free:  $M_0$  and  $e_1^{(4)}(\lambda)$  (we chose a renormalization scale  $\lambda = 1 \text{ GeV}$  throughout this work). As a side remark, we note that the truncation of  $M_N^{(4)}$  at  $\mathcal{O}(m_\pi^4)$ , which coincides with the  $\mathcal{O}(p^4)$  result in heavy baryon chiral perturbation theory (HB $\chi$ PT) [2], gives results that are compatible with the analysis presented here.

The application of chiral perturbation theory to interpolations spanning a rather large interval of quark masses has always been a point of concern. In the next section we examine the degree of convergence as the calculation of the nucleon mass evolves order by order in the chiral expansion. In preparation of this study we first recall further basic results discussed in ref. [1]. At chiral order  $p^2$ , we have

$$M_N^{(2)} = M_0 - 4c_1 m_\pi^2 \quad (2)$$

and the one-loop expression at  $\mathcal{O}(p^3)$  using infrared regularization, expanded in powers of  $m_\pi$ , is

$$\begin{aligned} M_N^{(3)} = & M_0 - 4c_1 m_\pi^2 - \frac{3g_A^2}{32\pi f_\pi^2} m_\pi^3 + \left[ 4e_1^{(3)}(\lambda) - \frac{3g_A^2}{64\pi^2 f_\pi^2 M_0} \left( 1 + 2 \ln \frac{m_\pi}{\lambda} \right) \right] m_\pi^4 \\ & + \frac{3g_A^2}{256\pi f_\pi^2 M_0^2} m_\pi^5 + \mathcal{O}(m_\pi^6) \quad . \end{aligned} \quad (3)$$

Here,  $e_1^{(3)}(\lambda)$  absorbs the  $\lambda$ -dependence at  $\mathcal{O}(m_\pi^4)$ , which differs from that of  $e_1^{(4)}(\lambda)$  in eq. (1).

### 3 Error analysis

In this section a systematic error analysis is performed in order to test the reliability of the interpolation between lattice results and the physical nucleon mass based on eq. (1).

We are confronted with uncertainties from two different sources of errors, namely *input uncertainties* and *theoretical uncertainties*, which need to be distinguished throughout the analysis because they require different treatments. Input uncertainties result from statistical errors of lattice calculations<sup>3</sup> and from limited empirical information on low-energy constants. Theoretical uncertainties come from two sources: First, they arise because our fit function derives from a perturbative expansion and is therefore subject to corrections of higher order. Secondly, we are dealing with an effective field theory, which has a limited range of applicability. Our analysis is performed in two steps. First, we compare different orders in the perturbative expansion of  $M_N(m_\pi)$  focusing only on pion masses up to 0.6 GeV. This range is consistent with the conclusions drawn in ref. [2]. In a second step we treat input uncertainties.

Using  $c_1$  and  $M_0$  as given by the  $M_N^{(4)}$  best fit in table 1, we display, in fig. 1,  $M_N^{(2)}$  and examine  $M_N^{(3)}$  of eq. (3). The pattern of successive steps is certainly promising for  $m_\pi < 600$  MeV. Note that the parameter  $e_1^{(3)}(\lambda)$  in  $M_N^{(3)}$  and  $e_1^{(4)}(\lambda)$  in  $M_N^{(4)}$  have different  $\lambda$ -dependence. In contrast to ref. [1], we do not identify the two parameters at a specific scale. Instead  $e_1^{(3)}(\lambda)$  is fitted to lattice data, yielding  $e_1^{(3)}(1 \text{ GeV}) \simeq 0.48 \text{ GeV}^{-3}$ , a naturally sized value for that coupling. A more stringent test of convergence would have to involve an estimate of corrections from  $\mathcal{O}(p^5)$ . Then, however, the number of poorly constrained parameters would become prohibitively large. Alternatively, a consistency check of the low-energy constants required by the fit to the nucleon mass in comparison with the same constants deduced from the analysis of pion-nucleon scattering data provides a non-trivial test that will be performed in section 4.

Let us now study the numerical impact of input uncertainties for eq. (1). The relevant technical details are summarized in appendix A. The uncertainty in  $c_3$  is substantial but difficult to quantify. For the moment, we ignore uncertainties in  $c_2$  and  $c_3$  and defer this part of the discussion to sections 4 and 6. To start with,  $g_A$  and  $f_\pi$  are set equal to their values at the physical point. Fitting with this setup has led to the results of “fit II” in [1]. We now also take uncertainties in extracting the lattice pion mass into account, see appendix A.5. They turn out to have little effect. The resulting parameter values are listed in column (a) of table 1. The global error band for the pion mass dependence of the nucleon mass is the “statistical band” displayed in fig. 2.

The values of  $g_A$  and  $f_\pi$ , to be taken in the chiral limit, are expected to differ slightly from the values at the physical point. We assume to find these values in the intervals

$$g_A = 1.1 \dots 1.3, \quad f_\pi = 86.2 \text{ MeV} \dots 92.4 \text{ MeV} \quad . \quad (4)$$

The range for  $g_A$  is taken from [13]. For the lower boundary of  $f_\pi$ , we take the estimate from an analysis of the pion mass dependence of  $f_\pi$  in ref. [14]. Varying  $g_A$  and  $f_\pi$  within

---

<sup>3</sup>At the moment we cannot estimate the intrinsic systematic uncertainties in the lattice calculations.

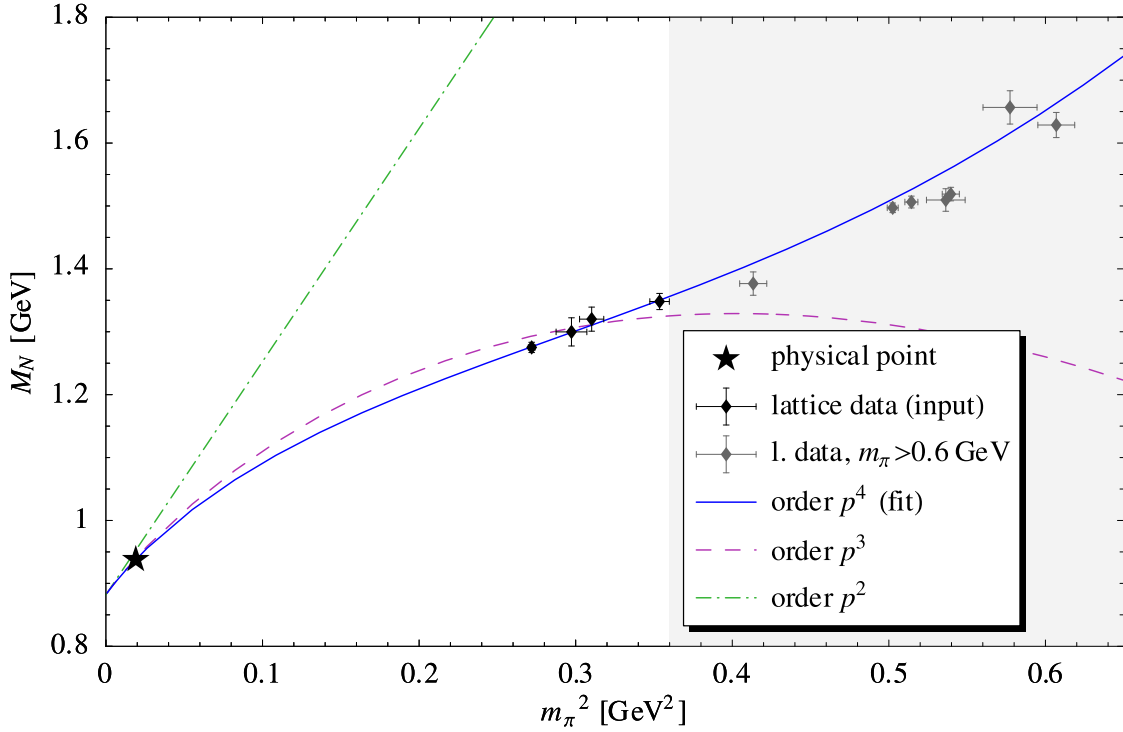


Figure 1: Nucleon mass as function of  $m_\pi^2$ . Shown is the best fit interpolation between lattice results and the physical point (star), performed at chiral order  $p^4$  using eq. (1) (solid curve), with input given in column (a) of table 1. The physical point is included. The lattice data points in the grey region have not been used as input. Also shown are intermediate steps at orders  $p^2$  and  $p^3$  according to eqs. (2), (3). The parameter  $e_1^{(3)}(\lambda)$  has been fitted to lattice data.

these intervals extends the error band to what is labeled “systematic envelope” in fig. 2 (see appendix A). The corresponding parameter bounds can be found in column (b) of table 1.

In the limit  $m_\pi \rightarrow 0$ , the error band remains narrow, reflecting our ability to determine  $M_0$  quite precisely. Of course, this prediction relies heavily on the inclusion of the physical point which is located close to the chiral limit. For pion masses below 0.6 GeV, i.e. left of the four selected lattice points, the band does not bulge much. As long as information about the physical point and the LECs is included,  $\chi$ PT provides a stable interpolant which is well-conditioned to make predictions within its range of validity.<sup>4</sup> However, the predictive power of our analysis in the region  $m_\pi > 600$  MeV is evidently low. The agreement between best-fit curve and lattice data up to  $m_\pi \approx 750$  MeV, a scale not small compared to the chiral symmetry breaking scale  $\Lambda_\chi \approx 4\pi f_\pi$ , has low statistical significance.<sup>5</sup>

<sup>4</sup>We refer to section 7 for a scenario without inclusion of the physical point.

<sup>5</sup>Complementary results for large quark masses are obtained using different methods, such as the Adelaide approach [3] and the chiral quark soliton model [15].

Table 1: Input and output parameters in the fits to large volume lattice data. Lattice pion mass errors have been taken into account. The pion-nucleon sigma term is obtained using  $\sigma_N = m_\pi^2 (\partial M_N / \partial m_\pi^2)$  with eq. (1).

		(a) statistical error		(b) systematic envelope	
$e_1^{(4)}(1 \text{ GeV})$	$(\text{GeV}^{-3})$	$0.74 \pm 0.18$	fitted	$0.27 \dots 1.14$	fitted
$M_0$	$(\text{GeV})$	$0.882 \pm 0.003$	fitted	$0.876 \dots 0.888$	fitted
$c_1$	$(\text{GeV}^{-1})$	$-0.93 \pm 0.04$	elim.	$-1.04 \dots -0.82$	elim.
$g_A$		1.267	fixed	1.1 ... 1.3	scanned
$f_\pi$	$(\text{MeV})$	92.4	fixed	86.2 ... 92.4	scanned
$c_2$	$(\text{GeV}^{-1})$	3.2	fixed	3.2	fixed
$c_3$	$(\text{GeV}^{-1})$	-3.4	fixed	-3.4	fixed
$\chi^2/\text{d.o.f.}$		0.13		0.1268 ... 0.1346	
$\sigma_N$	$(\text{MeV})$	$49 \pm 3$		44 ... 54	

Note that while the individual fit parameters in table 1 exhibit appreciable sensitivity to the input choice for  $g_A$  and  $f_\pi$ , the overall *shape* of the fit curve shows hardly any dependence on  $g_A, f_\pi$  in the range of interest for  $m_\pi$ , such that the “systematic envelope” in fig. 2 for the global error band is barely distinguishable from the band found for fixed  $g_A$  and  $f_\pi$ .

In ref. [16] an attempt was made to determine the impact of higher-order effects by plotting a band for  $M_N^{(4)}$ , selecting the chiral limit values of  $g_A$  and  $f_\pi$  from error intervals while all other parameters were kept fixed. However, when studying higher-order effects one must substitute the *pion mass dependent* functions  $g_A(m_\pi)$  and  $f_\pi(m_\pi)$ , constrained in such a way that they are consistent with lattice QCD results over the whole range of  $m_\pi$ . This has not been done and therefore the significance of the analysis [16] remains doubtful.

Our conclusion is instead that the interpolation based on  $\mathcal{O}(p^4)$  chiral perturbation theory is sufficiently stable for  $m_\pi \leq 0.6 \text{ GeV}$ .

## 4 Consistency with pion-nucleon scattering

In order to test whether our extrapolations from lattice results are physically meaningful, we compare them with pion-nucleon observables for which chiral expansions involve the same parameters but in different combinations. One such observable is the isospin-even  $\pi N$  S-wave scattering amplitude at threshold,  $T^+(m_\pi) \equiv 4\pi(1 + m_\pi/M_N)a^+$  where  $a^+$  is the corresponding scattering length. Empirically [17] one finds the anomalously small value  $T^+ = (-0.12 \pm 0.11) \text{ GeV}^{-1}$ . Chiral symmetry implies that the leading term of  $T^+$  at chiral order  $p$  vanishes. In HB $\chi$ PT the contributions at order  $p^2$  and  $p^3$  read [18]:

$$T^+ = \frac{2m_\pi^2}{f_\pi^2} \left( c_2 + c_3 - 2c_1 - \frac{g_A^2}{8M_0} \right) + \frac{3g_A^2 m_\pi^3}{64\pi f_\pi^4} + \mathcal{O}(p^4) \quad . \quad (5)$$

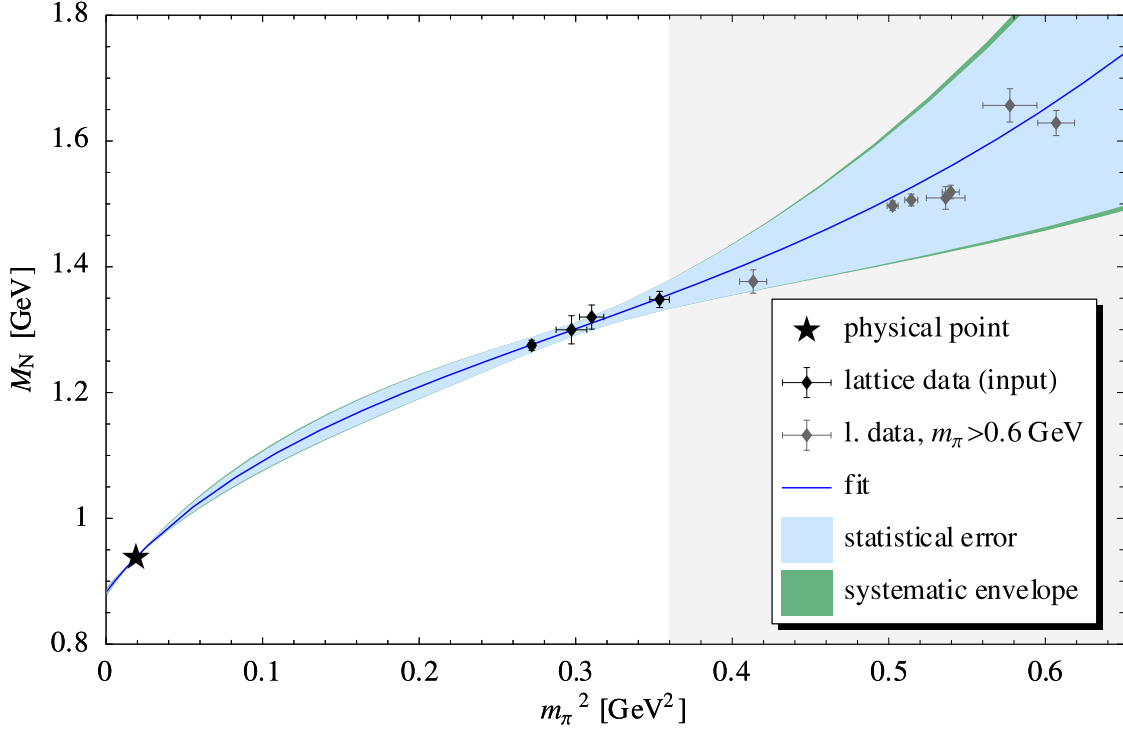


Figure 2: Error band at 68% confidence level (“statistical error”) and envelope of bands encoding input parameter uncertainties (“systematic envelope”).

The term of order  $p^4$ , supposedly small, involves a series of additional low-energy constants which are not well determined and therefore of no practical use for a detailed estimate.

Another suitable observable is the isospin-even, spin-averaged P-wave  $\pi N$  threshold amplitude,  $P_1^+(m_\pi) \equiv 4\pi(1 + m_\pi/M_N)(4a_{33} + 2a_{31} + 2a_{13} + a_{11})$ , given in terms of the P-wave scattering volumes  $a_{2I,2J}$  in channels with spin/isospin  $J, I = 1/2$  or  $3/2$ . Empirically, one finds  $P_1^+ = (1044 \pm 38) \text{ GeV}^{-3}$  in [19]. In HB $\chi$ PT, the terms up to chiral order  $p^3$  are [18]:

$$P_1^+ = \frac{2}{f_\pi^2} \left( c_2 \frac{m_\pi}{M_0} - c_3 \right) + \frac{g_A^2 m_\pi}{4f_\pi^2 M_0^2} - \frac{g_A^2 m_\pi}{12\pi f_\pi^4} \left( g_A^2 + \frac{77}{32} \right) + \mathcal{O}(p^4) \quad , \quad (6)$$

where one should note that  $P_1^+$  enters in the scattering amplitude with an extra factor involving pion momenta,  $\vec{q} \cdot \vec{q}'$ , of order  $p^2$  in the chiral counting.

Further independent information can be drawn from the pion-nucleon sigma term,

$$\sigma_N = \langle N | m_u \bar{u}u + m_d \bar{d}d | N \rangle = m_q \frac{\partial M_N}{\partial m_q} \quad . \quad (7)$$

Making use of the Gell-Mann–Oakes–Renner relation, one obtains:

$$\sigma_N \simeq m_\pi^2 \frac{\partial M_N}{\partial m_\pi^2} = -4c_1 m_\pi^2 + \dots \quad (8)$$

Ref. [20] provides us with the empirical value  $\sigma_N = (45 \pm 8)$  MeV.

The empirical  $T^+$ ,  $P_1^+$  and  $\sigma_N$  set constraints on the low-energy constants *at the physical pion mass*, i.e. at  $m_\pi = m_\pi^{\text{phys}}$ . The requirement that these constraints be simultaneously fulfilled implies  $c_3 \simeq -(5 \pm 1) \text{ GeV}^{-1}$  if one uses the  $\mathcal{O}(p^3)$  HB $\chi$ PT formulae eqs. (5), (6). It might then appear that  $c_3$  determined from  $\pi N$  scattering is incompatible with the value  $c_3 = -3.4 \text{ GeV}^{-1}$  deduced from  $NN$  scattering and used as input previously. However, a closer look reveals that the  $\Delta(1232)$  dominance of  $c_3$  can account in large part for this difference. The spin-isospin averaged P-wave scattering volume is well known [21, 22] to be dominantly proportional to  $(\Delta^2 - \omega^2)^{-1}$ , where the pion energy  $\omega$  equals  $m_\pi$  at threshold. The fact that the delta-nucleon mass difference,  $\Delta = M_\Delta - M_N$ , is barely twice the physical pion mass,  $m_\pi^{\text{phys}}$ , is at the origin of the strong energy dependence of the P-wave  $\pi N$  amplitude. A determination of  $c_3$ , first by comparison with  $\pi N$  threshold data and secondly by examining its role in peripheral  $NN$  phase shifts, will therefore lead to different conclusions concerning  $c_3$ , the  $NN$  situation being effectively closer to the limit of a static pion field with  $\omega = 0$  [23].

Assuming  $\Delta(1232)$  dominance, the ratio between  $c_3$  in the chiral limit and  $c_3^{\pi N}$  determined from  $\pi N$  threshold information, is approximately  $1 - (m_\pi/\Delta)^2 \approx 3/4$ . This accounts for much of the apparent discrepancy between the two cases. In essence, this difference just reflects the in-effectiveness of HB $\chi$ PT to deal with the well-known strong energy dependence of the  $\pi N$  amplitude which is then “hidden” by absorbing a large correction of order  $m_\pi^2/\Delta^2$  into  $c_3$  when using the  $\mathcal{O}(p^3)$  HB $\chi$ PT result of eqs. (5), (6) for its determination. We therefore consider the large value of  $c_3 \approx -5 \text{ GeV}^{-1}$  an artifact of the HB $\chi$ PT expansion.

The pion loop correction to the nucleon mass prefers a value of  $c_3$  smaller than the one determined from threshold P-wave  $\pi N$  scattering. To verify this statement, consider the contribution to the nucleon mass from an intermediate state with a pion and a  $\Delta(1232)$  (see fig. 3). While this diagram is worked out in section 5, the following reasoning already suffices to clarify the essential physics. The non-relativistic  $\Delta(1232)$  propagator, appearing in the integral taken over the pion loop momentum, reduces to  $(\omega_q + \Delta)^{-1}$  with  $\omega_q = \sqrt{\vec{q}^2 + m_\pi^2}$ . Therefore, in contrast to the P-wave  $\pi N$  amplitude, this term decreases with increasing pion mass. Thus the value of  $c_3$  needed for a correct description of the nucleon mass is effectively lowered.

The  $\Delta(1232)$  contribution to  $c_3$  in the chiral limit is

$$c_3^\Delta = -\frac{4c_A^2}{9\Delta}, \quad (9)$$

where  $c_A = g_{\pi N \Delta} f_\pi / (2M_0)$  in terms of the  $\pi N \Delta$  coupling constant  $g_{\pi N \Delta}$ , and all constants ( $f_\pi$ ,  $\Delta$ ,  $M_0$ ) are understood to be taken in the chiral limit. With the frequently used empirical coupling  $c_A \simeq 1.5$ , see section 5.2, we have  $c_3^\Delta \simeq -3.4 \text{ GeV}^{-1}$ , which agrees with  $c_3$  extracted from the  $NN$  scattering analysis. We can interpret this value as being representative for the  $c_3$  to be used in the extrapolation of lattice results for  $M_N$ . The value relevant at the physical  $\pi N$  threshold is larger than this by about a factor 4/3, leading to  $c_3^{\pi N} \simeq -4.5 \text{ GeV}^{-1}$ , which is indeed consistent with the value deduced from low-energy pion-nucleon scattering using  $\mathcal{O}(p^3)$  HB $\chi$ PT.

We point out here that the set of values  $M_0 = 0.883 \text{ GeV}$ ,  $c_1 = -0.89 \text{ GeV}^{-1}$ ,  $c_2 = 2.98 \text{ GeV}^{-1}$ ,  $c_3 = -3.55 \text{ GeV}^{-1}$ ,  $e_1^{(4)}(1 \text{ GeV}) = 0.46 \text{ GeV}^{-3}$ ,  $g_A = 1.1$  and  $f_\pi = 92.4 \text{ MeV}$  represents an optimal fit to lattice data, gives a curve right in the center of our statistical error band fig. 2, and satisfies the empirical constraints for  $\sigma_N$ ,  $T^+$  and  $P_1^+$  *provided that  $c_3$  in eqs. (5), (6) is replaced by  $(4/3)c_3 \equiv c_3^{\pi N}$* . We note that the factor  $4/3$  is to be understood as representing the substantial contribution  $\sim m_\pi^4$  in eqs. (5), (6) arising from the  $\Delta(1232)$  propagator structure. Our intermediate conclusion is that the parameters required by the “best fit” to lattice results for  $M_N$  are consistent with those from the analysis of  $\pi N$  and  $NN$  low-energy data once  $c_3$  is corrected for the difference between chiral limit and physical pion threshold. These considerations will be strengthened as we now further examine the role of the  $\Delta(1232)$  and investigate the systematics of finite volume effects.

## 5 Explicit $\Delta(1232)$ degrees of freedom

An effective field theory which includes only pion and nucleon as explicit degrees of freedom encodes implicitly contributions from the  $\Delta(1232)$  resonance through low-energy constants, e.g.  $c_3$ , but its interpretation requires caution, as elaborated in the previous section. Working at limited perturbative order, “freezing” the  $\Delta(1232)$  and relegating its effects to higher order terms can lead to a rather in-effective chiral expansion, given that the delta-nucleon mass difference is only about a quarter of the chiral symmetry breaking scale,  $\Lambda_\chi \approx 4\pi f_\pi$ . It has been shown that including the  $\Delta(1232)$  as an *explicit* degree of freedom in spin-dependent quantities like the magnetic moments or the axial coupling of the nucleon promotes important quark-mass dependent contributions to low orders in the perturbative calculation, leading to well-behaved chiral extrapolation functions, see e.g. refs. [24, 13]. For the case of the nucleon mass explicit  $\Delta(1232)$  treatment turns out to be less crucial. However, it helps us in clarifying the role of the  $p^4$ -effects in eq.(1), which are dominated by the couplings  $c_i$ .

### 5.1 Formalism

We work in the Lorentz covariant formulation of the so-called small scale expansion (SSE) introduced in ref. [25]. In this scheme the delta-nucleon mass difference in the  $SU(2)$  chiral limit,  $\Delta = M_\Delta - M_0$ , is included in the power-counting, together with the pion mass and soft external momenta, as a small scale generically labeled  $\epsilon$  [26].

We evaluate the  $\mathcal{O}(\epsilon^3)$  leading one-loop contribution to the nucleon self-energy involving the propagation of the  $\Delta(1232)$ , fig. 3.<sup>6</sup> This requires the leading chiral pion-nucleon-delta effective Lagrangian

$$\mathcal{L}_{\pi N \Delta} = -\frac{c_A}{f_\pi} \bar{\Psi}_\mu^i \partial^\mu \pi^i \Psi_N + \text{h.c.} \quad , \quad (10)$$

---

<sup>6</sup>In ref. [9] the  $\Delta(1232)$  contributions to the nucleon mass have been calculated at next-to-leading one-loop level,  $\mathcal{O}(\epsilon^4)$ , and have been compared to lattice data. For a leading one-loop calculation in a different framework see ref. [27].

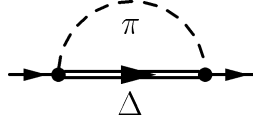


Figure 3: Leading-one-loop diagram for the nucleon self-energy with an intermediate  $\Delta$  (1232).

where  $\Psi_\mu^i$  is the Rarita-Schwinger field representing the  $\Delta(1232)$  and  $\Psi_N$  is the nucleon field. In our calculations we employ the following propagator for the free spin-3/2 isospin-3/2 field [9]:

$$\mathcal{G}_{\mu\nu}^{ij}(p) = -i \frac{\not{p} + M_\Delta}{p^2 - M_\Delta^2 + i\epsilon} \frac{p^2}{M_\Delta^2} P_{\mu\nu}^{3/2} \xi_{3/2}^{ij}, \quad (11)$$

where  $P_{\mu\nu}^{3/2}$  and  $\xi_{3/2}^{ij}$  are the spin- and isospin-3/2 projection operators, respectively. Using the propagator (11), the computation of the one-loop  $\Delta(1232)$  contribution to the nucleon self-energy in infrared regularization requires the standard loop integrals <sup>7</sup>

$$iI_\Delta(p^2) = \int \frac{d^d k}{(2\pi)^d} \frac{1}{(m_\pi^2 - k^2 - i\epsilon)[M_\Delta^2 - (p - k)^2 - i\epsilon]},$$

$$i\Delta_\pi = \int \frac{d^d k}{(2\pi)^d} \frac{1}{(m_\pi^2 - k^2 - i\epsilon)}.$$

Here  $d$  denotes the space-time dimension. Both previous integrals diverge as  $d \rightarrow 4$ .

The  $\mathcal{O}(\epsilon^3)$  graph in fig.3 leads to a correction to the mass of the nucleon, cf. [9]:

$$\delta M_N^\Delta = - \frac{c_A^2 (d-2)}{4f_\pi^2 (d-1) M_0 M_\Delta^2} \times$$

$$\left\{ I_\Delta(M_0^2) (M_0^2 - 2M_\Delta M_0 + M_\Delta^2 - m_\pi^2)(M_0^2 + 2M_\Delta M_0 + M_\Delta^2 - m_\pi^2)^2 \right.$$

$$\left. + \Delta_\pi \left[ M_0^2 \left( M_0^2 + 2M_\Delta M_0 + 4m_\pi^2 \frac{d-1}{d} \right) - (M_\Delta^2 - m_\pi^2)(2M_\Delta M_0 + M_\Delta^2 - m_\pi^2) \right] \right\} \quad (12)$$

where  $d = 4$  is set after removal of the singularities from  $I_\Delta$  and  $\Delta_\pi$ . The resulting expression for the nucleon mass at order  $\epsilon^3$  is then of the form

$$M_N = M_0 - 4c_1 m_\pi^2 + \delta M_N^{\pi N} + \delta M_N^\Delta + \text{counter terms}, \quad (13)$$

---

<sup>7</sup>See ref.[10] for details. In distinction from this reference, we do not identify the regularization scale with  $M_0$ , which is a parameter in our approach.

where  $\delta M_N^{\pi N}$  is the nucleon mass-shift at order  $p^3$  in the scheme with  $\pi N$  degrees of freedom only, cf. eq.(3). We note that we recover the non-relativistic  $\mathcal{O}(\epsilon^3)$  SSE result for the nucleon mass<sup>8</sup> by just keeping the leading term in the  $1/M_0$  expansion in eq.(13) with eq.(12) inserted.

In a first approach we truncate at order  $1/M_0$  the result of eq. (13). In addition to the term  $-4 e_\Delta m_\pi^4 \bar{\Psi}_N \Psi_N$ , the SSE-scheme provides two counter terms at this order<sup>9</sup>

$$\mathcal{L}_{\pi N}^{(3)} = \bar{\Psi}_N [B_1 \Delta^3 + 4B_2 m_\pi^2 \Delta] \Psi_N + \dots \quad (14)$$

which are sufficient for renormalization. The finite parts of the renormalized couplings  $B_{1,2}$  are then set such that the chiral expansion of  $M_N(m_\pi)$  at order  $\epsilon^3$  begins with

$$M_N = M_0 - 4 c_1 m_\pi^2 + \mathcal{O}(m_\pi^3) . \quad (15)$$

Imposing this condition, one obtains

$$\begin{aligned} B_1^r(\lambda) &= \frac{16 c_A^2}{3(4\pi f_\pi)^2} \left[ \frac{1}{3} \left( 1 + \frac{\Delta}{M_0} \right) - \left( 1 + \frac{\Delta}{2M_0} \right) \ln \frac{2\Delta}{\lambda} \right] \\ B_2^r(\lambda) &= \frac{c_A^2}{(4\pi f_\pi)^2} \left[ \frac{\Delta}{M_0} + \left( 2 + \frac{\Delta}{M_0} \right) \ln \frac{2\Delta}{\lambda} \right] . \end{aligned} \quad (16)$$

It follows that

$$\begin{aligned} M_N &= M_0 - 4 c_1 m_\pi^2 - \frac{3g_A^2 m_\pi^3}{32\pi f_\pi^2} - \frac{3 m_\pi^4}{64 \pi^2 f_\pi^2 M_0} (g_A^2 + 3c_A^2) \\ &\quad - \frac{m_\pi^4}{32\pi^2 f_\pi^2 M_0} (3g_A^2 + 10c_A^2) \ln \frac{m_\pi}{\lambda} + 4 e_\Delta(\lambda) m_\pi^4 \\ &\quad - \frac{c_A^2 m_\pi^2 \Delta}{12\pi^2 f_\pi^2} \left( 1 + \frac{\Delta}{2M_0} \right) - \frac{c_A^2}{6\pi^2 f_\pi^2} (2\Delta^3 - 3m_\pi^2 \Delta) \left( 1 + \frac{\Delta}{2M_0} \right) \ln \frac{m_\pi}{2\Delta} \\ &\quad - \frac{c_A^2}{3\pi^2 f_\pi^2} \left( 1 + \frac{\Delta}{2M_0} \right) (\Delta^2 - m_\pi^2)^{3/2} \ln \left( \frac{\Delta}{m_\pi} + \sqrt{\frac{\Delta^2}{m_\pi^2} - 1} \right) \end{aligned} \quad (17)$$

The last formula is valid for  $m_\pi \leq \Delta$ . Since in our numerical analysis we take as input lattice data at pion masses larger than the physical one, we need also the analytic continuation of the expressions above to  $m_\pi \geq \Delta$ . This is done with the replacement

$$\sqrt{\Delta^2 - m_\pi^2} \ln \left( \frac{\Delta}{m_\pi} + \sqrt{\frac{\Delta^2}{m_\pi^2} - 1} \right) \rightarrow -\sqrt{m_\pi^2 - \Delta^2} \arccos \frac{\Delta}{m_\pi} .$$

In the next section we will also analyse the non-truncated  $\mathcal{O}(\epsilon^3)$  result of eq.(13) with eq.(12), keeping the full tower of  $1/M_0^n$  recoil corrections. We introduce the same counter

---

<sup>8</sup>See, e.g., the calculation in ref.[28], which in addition contains an “effective” coupling, like  $e_1^{(3)}$  in section 2.

<sup>9</sup>The constants  $B_1$  and  $B_2$  used here are denoted  $B_{32}$  and  $B_{23}$ , respectively, in ref. [9].

term structures as for the truncated expression and accept uncompensated regularization scale dependence  $\sim m_\pi^6$  and  $\sim m_\pi^8$  in this case. The finite parts of the renormalized  $B_i$  are again determined by imposing eq.(15).

## 5.2 Numerical results

Using as input our selected set of lattice data discussed in section 2, we now analyze the  $\mathcal{O}(\epsilon^3)$  expressions for  $M_N(m_\pi)$  introduced in the previous section: the  $\mathcal{O}(1/M_0)$ -truncated eq. (17) and the “full” expression with its residual scale dependence. We fix the renormalization scale again at  $\lambda = 1$  GeV. The mass splitting  $\Delta$  is identified with its value at the physical pion mass. The axial vector nucleon-delta coupling  $c_A$  is treated as input quantity, determined from the decay width of the  $\Delta(1232)$  as follows. In the rest frame of the decaying delta we have the relativistic expression:

$$\Gamma_{\Delta \rightarrow N\pi} = \frac{c_A^2 q^3}{6\pi f_\pi^2} \frac{(M_\Delta + M_N)^2 - m_\pi^2}{4M_\Delta^2}, \quad (18)$$

where  $q$  is the pion or nucleon momentum in that frame. At the delta mass and width corresponding to its pole position [29],  $M_\Delta - i\Gamma_\Delta/2 = (1210 - i50)$  MeV, one finds  $c_A \simeq 1.5$ . We fit again the three remaining unknown parameters:  $M_0$ ,  $c_1$  and  $e_\Delta(1 \text{ GeV})$ .

In table 2, “fit delta I” refers to eq. (17), while “fit delta II” to the relativistic untruncated expression. We fit to the four data with  $m_\pi < 600$  MeV including the physical point, see fig.4. In “fit delta II” the output parameters  $M_0$  and  $c_1$  remain stable (within error bars) if we vary the input scale  $\lambda$  between 0.5 and 1.5 GeV. Thus the residual scale dependence is indeed under control. In light of the discrepancies between the two fits, we must conclude that the truncation of eq.(17) at order  $1/M_0$  neglects terms which seem to play a significant role. This situation is different in the  $\mathcal{O}(p^3)$  B $\chi$ PT calculation discussed in ref.[1], where truncating at  $1/M_0$  represents a very good approximation to the full result.<sup>10</sup>

In fig. 4 we plot the curves corresponding to “fit delta I” and “fit delta II”, together with the 68% error band of the  $\mathcal{O}(p^4)$  B $\chi$ PT result in section 3 previously drawn in fig. 2. At that confidence level, B $\chi$ PT at  $\mathcal{O}(p^4)$  and  $\mathcal{O}(\epsilon^3)$  covariant SSE are compatible for the whole range of pion masses under study. Treating the  $\Delta(1232)$  as an explicit, propagating field is therefore not essential for a satisfactory description of the quark mass dependence of the nucleon mass. The reason, as mentioned previously, is that the  $\pi\Delta$  loop integral in fig.3 involves a denominator  $(\omega_q + \Delta)^{-1}$ , characteristic of the crossed (u-channel) delta pole in the pion-nucleon scattering amplitude. Thus the virtual  $\Delta(1232)$ , being far off-shell, has a short propagation length. Therefore an equally successful interpolating function can be obtained by “freezing” the delta effects into low-energy constants, working at fourth chiral order, with a value for the coupling  $c_3$  governed by delta-dominance, as discussed in section 4.

---

<sup>10</sup>With the present data situation for pion masses below 600 MeV, it is not possible to use the  $\mathcal{O}(\epsilon^4)$  SSE result of ref.[9] for further studies, as this would require three more poorly constrained  $N\Delta$ ,  $\Delta\Delta$  couplings.

These conclusions hold for any choice of the input parameters  $g_A$ ,  $f_\pi$ ,  $c_A$  and  $\Delta$  within phenomenologically meaningful limits. In order to check the sensitivity with respect to variations of the delta-nucleon mass difference we have performed fits for  $\Delta = 293$  MeV and 330 MeV. The former corresponds to the  $90^\circ$   $\pi N$  phase-shift in the spin-3/2 isospin-3/2 channel, while the latter is motivated as a chiral limit value in ref.[9].

Table 2: Fit results for  $M_N(m_\pi)$  in covariant SSE, at leading-one-loop order. “Fit delta I” refers to the formula truncated at order  $1/M_0$ , “fit delta II” to the “full” expression with residual scale dependence. The input parameters are  $c_A = 1.5$ ,  $g_A = 1.267$ ,  $f_\pi = 92.4$  MeV and  $\Delta = 271.1$  MeV. The renormalized effective coupling  $e_\Delta$  entering at  $\mathcal{O}(m_\pi^4)$  has a different regularization scale dependence in the two cases.

	$M_0$ (GeV)	$c_1$ (GeV $^{-1}$ )	$e_\Delta(1 \text{ GeV})$ (GeV $^{-3}$ )	$\chi^2/\text{d.o.f.}$
fit delta I	$0.894 \pm 0.004$	$-0.76 \pm 0.05$	$4.5 \pm 0.1$	0.19
fit delta II	$0.873 \pm 0.004$	$-1.08 \pm 0.05$	$2.8 \pm 0.2$	0.43

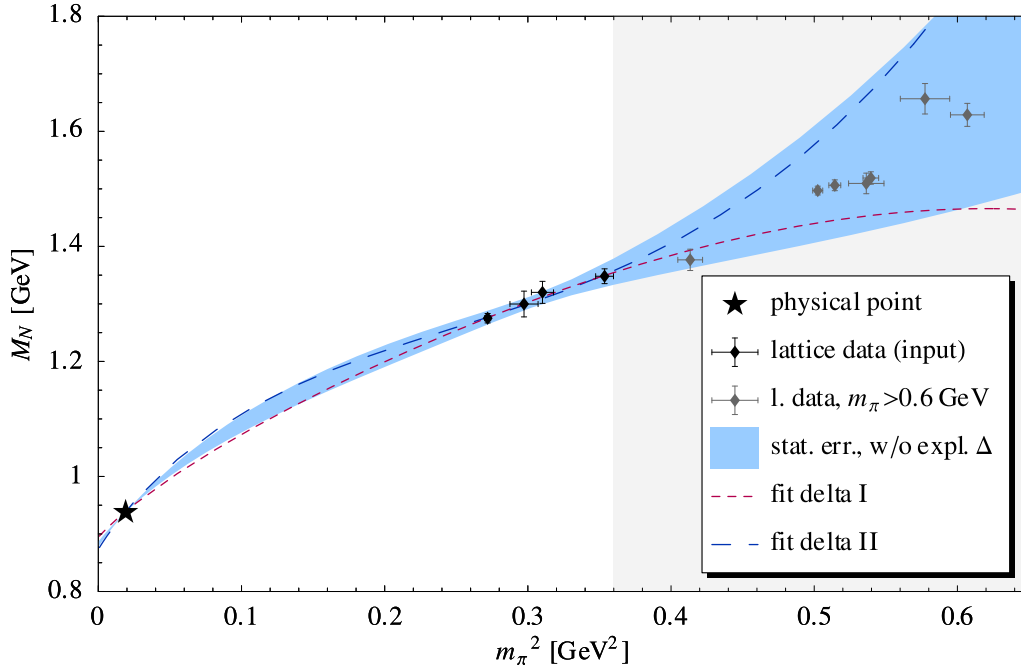


Figure 4: Best fit curves based on the formula at order  $\epsilon^3$  in SSE. The short-dashed curve refers to “fit delta I”, while the long-dashed curve corresponds to “fit delta II” in table 2. For comparison, we plot the 68% statistical error band of the  $\mathcal{O}(p^4)$  B $\chi$ PT result shown in fig. 2.

## 6 Volume Dependence

### 6.1 Implementing finite lattice sizes

So far we had to restrict ourselves to the largest available lattice sizes. However,  $\chi$ PT is also able to describe deviations from the infinite-volume limit due to the finite spatial extent of the simulation volume  $L^3$  [30]. Combining the  $L$ - and  $m_\pi$ -dependence in our analysis of the nucleon mass enables us to enlarge the input data base for our analysis.

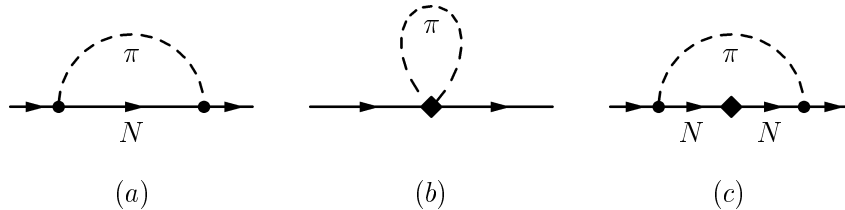


Figure 5: One-loop graphs of  $\mathcal{O}(p^3)$  (a) and  $\mathcal{O}(p^4)$  (b, c) contributing to the nucleon self-energy in  $B\chi$ PT (without explicit  $\Delta(1232)$  degrees of freedom). The solid dot (diamond) denotes a vertex from first (second) order  $\pi N$  Lagrangian.

With pion loop momenta restricted to the discrete values permitted by periodic boundary conditions, the  $\mathcal{O}(p^4)$   $B\chi$ PT result for the mass difference  $\delta M_N$  between finite and infinite volume has been published in ref. [8]. At order  $p^3$  one obtains from diagram (a) of fig. 5 using infrared regularization

$$\delta^{(3)} M_N = \frac{3g_A^2 M_0 m_\pi^2}{16\pi^2 f_\pi^2} \left[ \int_0^1 dx + \int_1^\infty dx \right] \sum_{\vec{n} \in \mathbb{Z}^3 \setminus \{\vec{0}\}} K_0 \left( L|\vec{n}| \sqrt{M_0^2 x^2 + m_\pi^2 (1-x)} \right), \quad (19)$$

where the integral from 1 to infinity is taken in accordance to the prescription in ref.[10].

The  $\mathcal{O}(p^4)$  contribution stems solely from the tadpole graph [8], diagram (b) of fig. 5, and reads

$$\delta^{(4)} M_N = \frac{3m_\pi^4}{4\pi^2 f_\pi^2} \sum_{\vec{n} \in \mathbb{Z}^3 \setminus \{\vec{0}\}} \left( (2c_1 - c_3) \frac{K_1(L|\vec{n}|m_\pi)}{L|\vec{n}|m_\pi} + c_2 \frac{K_2(L|\vec{n}|m_\pi)}{(L|\vec{n}|m_\pi)^2} \right). \quad (20)$$

Here  $K_0$ ,  $K_1$  and  $K_2$  are modified Bessel functions. Eqs. (19), (20) have been worked out in the so called “ $p$ -régime”, namely for  $m_\pi L \gg 1$ . In ref. [8] the parameters of eq. (1) have been fitted for large volumes,  $L \simeq 2$  fm. The resulting predictions for the finite volume effects at  $\mathcal{O}(p^4)$  showed a surprisingly good agreement with dynamical improved Wilson data of the QCDSF, UKQCD and JLQCD collaborations, even down to  $L \approx 1$  fm. Here we use eqs. (19), (20) for a global fit of lattice data in different simulation volumes.

We note that no new parameters enter in the finite-volume corrections  $\delta M_N$ , and that  $c_1$ ,  $c_2$  and  $c_3$  appear in combinations different from those in the infinite volume formula (1).

Thus the  $m_\pi$ - and  $L$ -dependence complement each other in constraining these parameters. The nucleon mass in the finite volume reads

$$M_N(m_\pi, L) = M_N(m_\pi) + \delta^{(3)} M_N(m_\pi, L) + \delta^{(4)} M_N(m_\pi, L) , \quad (21)$$

where  $M_N(m_\pi)$  is the order  $p^4$  result of eq. (1), corresponding to the limit  $L \rightarrow \infty$ . For the numerical evaluation of  $\delta M_N(m_\pi, L)$ , it is precise enough to terminate the infinite sums at  $|\vec{n}| = 8$  and  $|\vec{n}| = 6$  in eqs. (19) and (20), respectively. The integral in eq. (19) is computed numerically.

Appendix B lists the lattice data used for this purpose and explains our selection criteria. The mass  $m_\pi$  in eq. (21) is the pion mass in the infinite volume. For each set of lattice simulations, we have identified the infinite volume pion masses with  $m_\pi$  at the largest volume ( $L \gtrsim 2$  fm). Eq. (21) is used to determine low energy parameters by fitting to finite volume lattice data following the same statistical strategy as described in section 3. We can now afford to release  $c_3$  and determine it from the fit. Also, we accommodate an uncertainty about  $c_2$  in a range from  $3.1 \text{ GeV}^{-1}$  to  $3.3 \text{ GeV}^{-1}$ , which encompasses results from several HB $\chi$ PT fits at  $\mathcal{O}(p^3)$  to experimental  $\pi N$  scattering data, see table 4 in [31]. The output parameters listed in table 3 are then used to draw

- best-fit curve and 68% confidence level error bands based on the infinite-volume expression eq. (1), see fig. 6.
- $L$ -dependence at fixed  $m_\pi$  based on eq. (21), see fig. 7.

Remarkably,  $c_3$  comes out low in magnitude, compatible with  $NN$  scattering results [12], the outcome of ref. [1] and the finite volume study of ref. [8]. In the previous infinite-volume analysis, it could be argued that  $c_3$  and the counter term parameter  $e_1^{(4)}(\lambda)$  can be played against each other, given that  $e_1^{(4)}$  remains essentially unconstrained. The  $L$ -dependence now provides a further condition which definitively points to the “small”  $c_3$  discussed previously in section 4.

Table 3: Input and output parameters for the finite volume fit.

		(a) statistical error		(b) systematic envelope	
$e_1^{(4)}(1 \text{ GeV})$	( $\text{GeV}^{-3}$ )	$0.60 \pm 0.09$	fitted	$0.22 \dots 0.90$	fitted
$c_3$	( $\text{GeV}^{-1}$ )	$-2.9 \pm 0.6$	fitted	$-4.3 \dots -1.4$	fitted
$M_0$	(GeV)	$0.884 \pm 0.006$	fitted	$0.873 \dots 0.898$	fitted
$c_1$	( $\text{GeV}^{-1}$ )	$-0.88 \pm 0.09$	elim.	$-1.03 \dots -0.69$	elim.
$g_A$		1.267	fixed	$1.10 \dots 1.30$	scanned
$f_\pi$	(MeV)	92.4	fixed	$86.2 \dots 92.4$	scanned
$c_2$	( $\text{GeV}^{-1}$ )	3.2	fixed	$3.1 \dots 3.3$	scanned
$\chi^2/\text{d.o.f.}$		0.75		$0.69 \dots 0.82$	
$\sigma_N$	(MeV)	$47.6 \pm 4.7$		$36 \dots 57$	

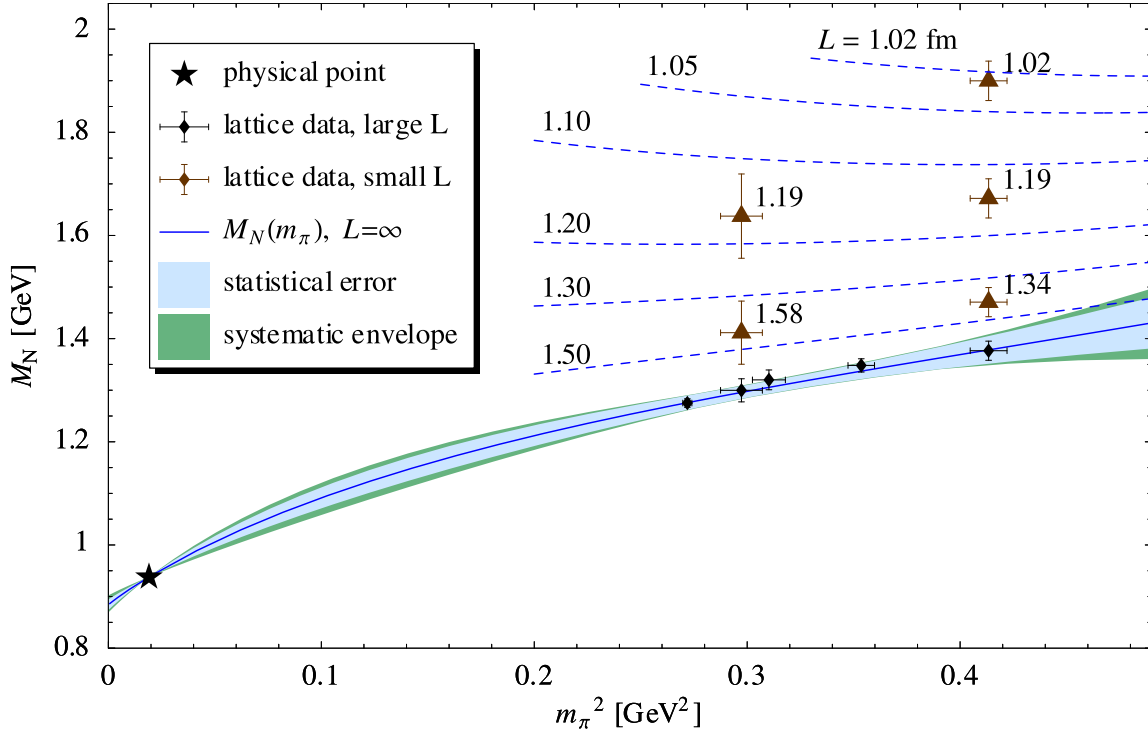


Figure 6: Finite volume lattice data and inferred nucleon mass  $M_N(m_\pi, L)$ . All lattice points shown here are used as input for the fit, cf. table in appendix B. The solid curve, the 68% statistical error band and the systematic envelope project the full information, including the finite volume data, onto the infinite volume limit, eq. (1). The calculated finite volume dependence is shown by the dashed curves.

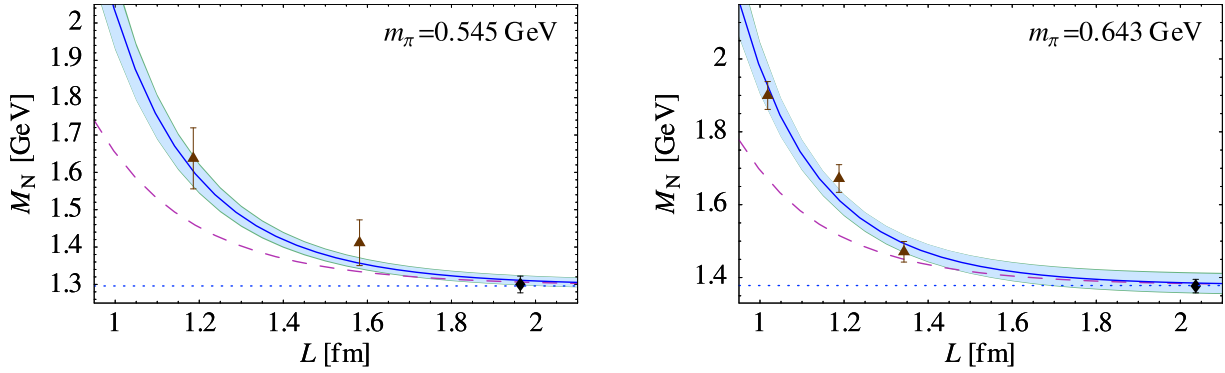


Figure 7:  $L$  dependence of the fit function and error bands for fixed pion masses. The horizontal dotted lines are the infinite volume limit of the fit function. The dashed lines represent the  $\mathcal{O}(p^3)$  contribution to the finite volume correction.

## 6.2 Finite size effects with explicit $\Delta(1232)$

In order to check the influence of the  $\Delta(1232)$  resonance also in the finite volume case, we present a calculation of finite size effects in SSE at  $\mathcal{O}(\epsilon^3)$  with infrared regularization.

The basic ingredients have already been given in section 5. The contribution from the diagram, fig. 3, to the difference  $\delta M_N$  between finite and infinite volume becomes [32]:

$$\delta_{\text{SSE}}^{(3)} M_N = \frac{c_A^2 M_0^3}{6\pi^2 f_\pi^2 M_\Delta^2} \left[ \int_0^1 dx + \int_1^\infty dx \right] \sum_{\vec{n} \in \mathbb{Z}^3 \setminus \{\vec{0}\}} \left( 1 - x + \frac{M_\Delta}{M_0} \right) \times \left[ y(x) K_0 \left( L |\vec{n}| \sqrt{y(x)} \right) - \frac{\sqrt{y(x)}}{L |\vec{n}|} K_1 \left( L |\vec{n}| \sqrt{y(x)} \right) \right] \quad (22)$$

where  $y(x) \equiv M_0^2(x-1)x + M_\Delta^2 x + m_\pi^2(1-x)$ , for details we refer to [32]. The finite volume mass-shift at order  $\epsilon^3$  result is then given as:

$$\delta^{\text{SSE}} M_N(m_\pi, L) = \delta^{(3)} M_N(m_\pi, L) + \delta_{\text{SSE}}^{(3)} M_N(m_\pi, L) \quad (23)$$

It has to be added to the infinite volume result of eq. (13). Here we do not perform any truncation in the expansion in powers of  $1/M_0$ . Eq.(23) is used with the parameters from “fit delta II” to predict the finite volume effects of the nucleon mass with explicit  $\Delta(1232)$ .

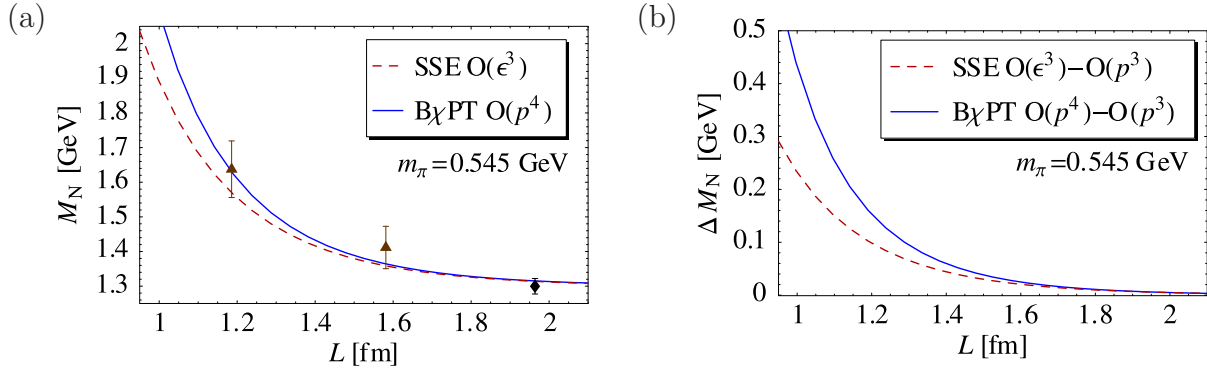


Figure 8: (a) The box length  $L$  dependence of the nucleon mass in relativistic SSE  $\mathcal{O}(\epsilon^3)$  compared to the B $\chi$ PT  $\mathcal{O}(p^4)$  result and lattice data at fixed pion mass  $m_\pi = 545$  MeV. (b) Comparison of  $\delta_{\text{SSE}}^{(3)} M_N(m_\pi, L)$  in eq.(22) and  $\delta^{(4)} M_N(m_\pi, L)$  in eq. (20).

In fig. 8(a) we show a comparison between SSE at  $\mathcal{O}(\epsilon^3)$  and B $\chi$ PT at  $\mathcal{O}(p^4)$  with the parameters listed in table 1. Both curves are compatible with lattice data. As in the infinite volume case, the inclusion of explicit  $\Delta$  degrees of freedom is not essential to reproduce the trend shown by the lattice data, in the sense that effects of the  $\Delta$  can be absorbed in low-energy constants at order  $p^4$ . In order to quantify the contribution of the  $\Delta(1232)$  to the tadpole diagram in B $\chi$ PT, we compare  $\delta_{\text{SSE}}^{(3)} M_N$  in eq. (22) and  $\delta^{(4)} M_N$  in eq. (20) for  $m_\pi = 545$  MeV, see fig. 8 (b). The overall result gives additional support to our arguments in section 4, emphasizing the delta-dominance in the low energy constants entering the tadpole at  $\mathcal{O}(p^4)$ . However, below  $L = 1.5$  fm the contribution of  $\mathcal{O}(p^4)$  B $\chi$ PT is slightly larger than the  $\mathcal{O}(\epsilon^3)$  SSE result.

## 7 Synthesis

In the previous sections we have investigated various different issues concerning chiral extrapolations of the nucleon mass: its detailed dependence on the quark mass, questions of statistical significance, finite volume effects and - as an important condition - the consistency with low-energy pion-nucleon scattering observables. In most parts of this analysis the physical nucleon mass has been used as a constraint, given that the limited number of lattice data generated with the largest available lattice volumes provides only a very restricted data base.

It has furthermore been demonstrated in the preceding section that useful additional information comes from the finite-volume dependence of the nucleon mass. The systematics expected from chiral perturbation theory, namely that the pion cloud of the nucleon reacts sensitively to a shrinkage of the lattice volume by increasing the nucleon mass, agrees quantitatively with lattice QCD results.

With two independent variables at hand, the pion mass  $m_\pi$  and the lattice size  $L$ , one can now make use of an enlarged data base and extrapolate down to small quark masses *without* introducing the physical nucleon mass as an extra constraint. Figure 9 shows the results of such a study. Two scenarios have been chosen for comparison, with two different sets of low-energy constants  $c_i$  as input compiled in table 4. In both cases the finite-volume data with  $L < 2$  fm have been included in the fit procedure, in addition to the large- $L$  data shown in fig. 9. The spin-isospin averaged S- and P-wave  $\pi N$  threshold amplitudes are evaluated in parallel, using the rule that  $c_3$  in the chiral limit is saturated by  $\Delta(1232)$  contributions, as elaborated in section 4. The set denoted “scenario 2” evidently meets the constraints imposed by pion-nucleon scattering data quite well. The fits show that  $M_0$  and  $e_1^{(4)}$  are well-determined, and the narrow uncertainty band permits making precise statements at the physical pion mass. While the presently available sets of lattice data are still less than optimal, the synthesis of pion mass and volume dependences promises to be useful in constraining chiral extrapolations.

Table 4: Input parameters and resulting output for the nucleon mass extrapolation based on finite volume lattice data. Also listed are the threshold pion-nucleon amplitudes  $T^+$  and  $P_1^+$ . Consistency with empirical values for these observables is achieved by substituting  $c_3 \rightarrow (4/3)c_3$  in their chiral expansions, as discussed in section 4.

		scenario 1	scenario 2	
$e_1^{(4)}(1 \text{ GeV})$	(GeV <sup>-3</sup> )	$0.38 \pm 0.04$	$0.62 \pm 0.04$	fitted
$M_0$	(GeV)	$0.837 \pm 0.017$	$0.924 \pm 0.017$	fitted
$c_1$	(GeV <sup>-1</sup> )	-1.0	-0.95	fixed
$c_2$	(GeV <sup>-1</sup> )	3.2	3.0	fixed
$c_3$	(GeV <sup>-1</sup> )	-3.4	-3.65	fixed
$g_A$		1.2	1.2	fixed
$f_\pi$	(MeV)	90	90	fixed
$\sigma_N$	(MeV)	$55.42 \pm 0.13$	$49.73 \pm 0.14$	
$M_N(m_\pi^{\text{phys}})$	(GeV)	$0.899 \pm 0.017$	$0.981 \pm 0.017$	
$T^+(c_3 \rightarrow (4/3)c_3)$	(GeV <sup>-1</sup> )	$2.984 \pm 0.021$	$0.101 \pm 0.017$	
$P_1^+(c_3 \rightarrow (4/3)c_3)$	(GeV <sup>-3</sup> )	$949.4 \pm 3.0$	$1010.5 \pm 2.3$	

## 8 Conclusions

In this work chiral extrapolations of lattice QCD results for the nucleon mass have been extended in several directions, with the following conclusions to be drawn:

i) A detailed error analysis demonstrates the statistical significance and stability of these extrapolations for pion masses below 0.6 GeV.

ii) For the results to be physically meaningful, it is important to verify that the low-energy constants of the chiral pion-nucleon effective Lagrangian which control this extrapolation are consistent with those extracted from  $\pi N$  and  $NN$  observables. This is indeed demonstrated to be the case, provided that the  $\Delta(1232)$  dominance of the P-wave  $\pi N$  parameter  $c_3$  is properly accounted for.

iii) Unlike the situation with spin observables such as the nucleon axial coupling constant  $g_A$ , it is not crucial to introduce the  $\Delta(1232)$  as an explicit, propagating degree of freedom when dealing with the mass of the nucleon. The off-shell propagation length of the  $\Delta$  in the  $\pi\Delta$  loop correction to the nucleon mass is sufficiently short that its effects can be absorbed in low-energy constants, with the caution exercised as stated in ii).

iv) A highly useful additional source of information from lattice QCD results, apart from their quark mass (or  $m_\pi$ ) dependence, is their variation with the finite lattice size  $L$ . The observed systematics of this variation supports the underlying chiral dynamics framework, in terms of pion-nucleon degrees of freedom, for the extrapolation to small quark masses. This systematics also reduces ambiguities in constraining input low-energy constants. In particular, the P-wave  $\pi N$  parameter  $c_3$  preferred by the chiral extrapolation of the nucleon mass turns out to be compatible with the one deduced from  $NN$  scattering phases shifts. The larger value found from fits to threshold pion-nucleon scattering data is well understood

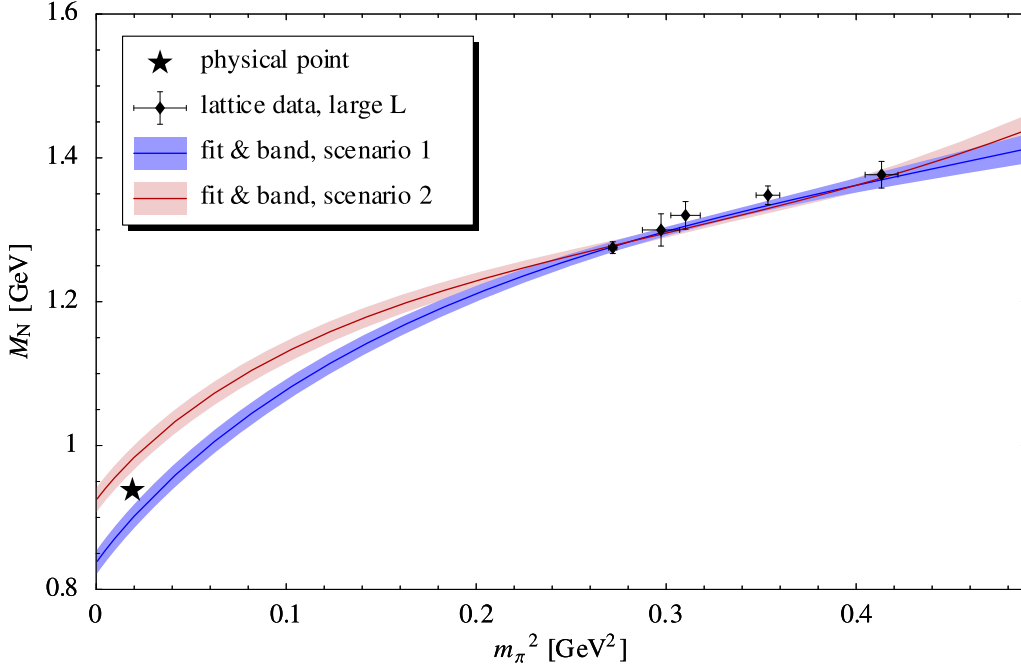


Figure 9: Chiral extrapolation of finite volume lattice data down to the physical pion mass, with parameters fixed as in table 4. Shown are the resulting 68% local statistical error bands for the nucleon mass extrapolated to infinite volume. The band width can be directly interpreted as the error of a prediction at each given pion mass, see appendix A.4. Only those lattice data points corresponding to large volumes with  $L > 2$  fm are displayed.

in terms of the  $\Delta(1232)$  dominance of the P-wave  $\pi N$  dynamics.

In summary, chiral effective field theory extrapolations of the nucleon mass from lattice QCD to the physically relevant region of small quark masses and further on to the chiral limit are beginning to reach a high degree of consistency with other independent low-energy observables. In order to further improve the accuracy of such investigations, it is an important task for the future (apart from expanding the lattice QCD data base to smaller pion masses) to perform *simultaneous* systematic extrapolations of several observables using a single consistent set of low-energy constants in the underlying effective Lagrangian.

# Appendix

## A Details of error analysis

### A.1 Confidence regions and global error band

The information provided by the  $N$  lattice data points is of the general form

$$“M_N \text{ at } m_\pi = x_j \pm \Delta x_j \text{ has values } y_j \pm \Delta y_j” \quad \text{for } j = 1, \dots, N$$

For simplicity, let us first ignore the errors  $\Delta x_j$ . We assume the errors in the  $y_j$  to be uncorrelated and distributed normally, one standard deviation being  $\Delta y_j$ . We denote our fit function  $f(x; p, u)$ , with parameters collected in  $p = (p_1, \dots, p_n)$  and  $u = (u_1, \dots, u_m)$ . The parameters  $p$  are those which we will estimate from lattice data. For the other parameters  $u$ , most prominently  $g_A$  and  $f_\pi$ , we take estimates from literature. During the statistical analysis of uncertainties in  $p$ , we keep  $u$  fixed. Therefore, we will omit  $u$  in our notation.

Having agreed on a confidence level  $\text{CL} \in (0, 1)$ , we are looking for a *confidence region*  $R_{\text{CL}}$  fulfilling

$$P[p^{\text{true}} \in R_{\text{CL}}] = \text{CL} ,$$

i.e. the probability to find the true parameters  $p^{\text{true}}$  in the confidence region is CL. Throughout this work we choose  $\text{CL} = 68\%$  which corresponds to one standard deviation for Gaussian distributed errors.

As described in [33, 34, 7], the  $\chi^2$  method offers a way to construct such regions in good approximation. Using  $\chi^2(y|p) \equiv \sum_{j=1}^N (y_j - f(x_j; p))^2 / \Delta y_j^2$  we choose

$$R_{\text{CL}} := \{p : \chi^2(y|p) \leq \chi_{\text{opt}}^2(y) + \chi_{\text{CL},n}^2\}$$

where  $\chi_{\text{opt}}^2(y) \equiv \chi^2(y|p^{\text{est}}(y))$  is the global minimum of  $\chi^2(y|p)$  with respect to  $p$  occurring at  $p^{\text{est}}(y)$ . The increment  $\chi_{\text{CL},n}^2$  is a fixed number depending on the confidence level CL and the number of parameters  $n$ . It is calculated by solving

$$W_{\chi^2}^{(n)}(\chi_{\text{CL},n}^2) = \text{CL}$$

where  $W_{\chi^2}^{(n)}(t)$  is the cumulative  $\chi^2$  distribution for  $n$  degrees of freedom.

We have checked that, for our purposes,  $\chi^2$  is approximately quadratic in  $p$  around the minimum, i.e.  $\chi^2(p^{\text{est}} + \delta p) \approx \chi^2(p^{\text{est}}) + \frac{1}{2} \delta p_k A_{k,l} \delta p_l$ . For each pion mass  $x$ , we determine the minimal and maximal values of the fit function,  $f_{\text{min}}(x)$  and  $f_{\text{max}}(x)$ , which can be found in the confidence region  $R_{\text{CL}} = \{p^{\text{est}} + \delta p : \frac{1}{2} \delta p_k A_{k,l} \delta p_l \leq \chi_{\text{CL},n}^2\}$ . Shading the region between  $f_{\text{min}}(x)$  and  $f_{\text{max}}(x)$  results in a global “statistical error band” such as shown in fig. 2. It sweeps over all interpolating functions allowed by statistics within the confidence level.

The error matrix  $E^{\text{CL},n}$  and the gradient  $v(x)$  of the interpolating function  $f(x)$  are defined as

$$E^{\text{CL},n} \equiv 2 \chi_{\text{CL},n}^2 A^{-1} , \quad v_k(x) \equiv \left. \frac{\partial f(x; p)}{\partial p_k} \right|_{p=p^{\text{est}}} .$$

Denoting  $\Delta f(x) \equiv \sqrt{v(x)^\top E^{\text{CL},n} v(x)}$ , the global error band is approximately given by  $f_{\max,\min}(x) = f(x; p^{\text{est}}) \pm \Delta f(x)$ .

## A.2 Mathematica Code Sample

A quick way to obtain a statistical error band is provided by the following **Mathematica** 5.2 code snippet. The function `ErrorBand[data,model,vars,params,npar,CL]` returns a list containing expressions for  $f_{\min}(x)$  and  $f_{\max}(x)$ . The first four arguments `data`, `model`, `vars` and `params` correspond to those in the **Mathematica** function `NonlinearRegress`: `model` contains  $f(x;p)$ , `vars` lists the independent variable(s)  $x$ , and `params` specifies the parameters  $p$ , optionally together with initial values for the search. Here `data` is a list of tuples of the form  $\{x_j, y_j, \Delta y_j\}$ , i.e. it has an additional column specifying the one-standard-deviation errors  $\Delta y_j$ . `npar` is typically set to `Length[params]` so as to generate the global error band, but it must be set to 1 when a local error band as discussed in section A.4 is desired. The confidence level `CL` defaults to 68%, corresponding to one standard deviation. If options are given, they are passed to `NonlinearRegress`.

Please note that `ErrorBand[...]` uses an error matrix which is only a good approximation when the model  $f(x;p)$  is sufficiently linear in the parameters  $p$  and the fit is good, cf. eq. (4.62) in ref. [7]. A direct calculation of the error matrix, as done, for example, by MINUIT, does not suffer from this limitation.

```
<< Statistics'NonlinearFit'
<< Statistics'NormalDistribution';

ChiSqrThresh[n_, CL_] :=
  x /. Solve[CDF[ChiSquareDistribution[n], x] == CL, x][[1]];

ErrorBand[data_, model_, vars_, params_, npar_, CL_:0.68269, options___] :=
  Module[{reg, emat, grad, thr, err, p},
    thr = ChiSqrThresh[npar, CL];
    reg = NonlinearRegress[Drop[data, {}], {-1}], model, vars, params,
      Weights->1/(Last/@data)^2, RegressionReport->{BestFit,
        BestFitParameters, EstimatedVariance, AsymptoticCovarianceMatrix},
      options];
    (* extract approximation to error matrix *)
    emat = thr * (AsymptoticCovarianceMatrix/.reg)[[1]] /
      (EstimatedVariance /. reg);
    (* gradient of fit function with respect to the parameters *)
    p = (Flatten/@(List/@params))[[All, 1]];
    grad = (D[model, #]&/@p) /. (BestFitParameters/.reg);
    (* calculate parabolic error *)
    err=Sqrt[grad.emat.grad];
    {(BestFit/.reg)-err, (BestFit/.reg)+err}
  ];
```

### A.3 Systematic envelope

Up to here we have neglected uncertainties concerning the fixed parameters  $u$ , such as  $g_A$  and  $f_\pi$ . While we have a good guess about acceptable ranges for their values, we have no knowledge about possible correlations of these error estimates. Therefore we scan the whole range of acceptable values of  $u$  on a grid, perform the complete statistical error analysis for each choice of  $u$  and pick the extreme values of  $f_{\min}(x)$  and  $f_{\max}(x)$ . We call the resulting region the “systematic envelope” in our plots.

### A.4 Single-parameter errors and local error band

Confidence intervals for any parameter dependent quantity  $q(p)$  satisfying

$$P [q_{\min} \leq q(p^{\text{est}}) \leq q_{\max}] = \text{CL}$$

can be generated in good approximation using the  $\chi^2$  method:

$$[q_{\min}, q_{\max}] = \{ q(p) : \chi^2(y|p) \leq \chi_{\text{opt}}^2(y) + \chi_{\text{CL},1}^2 \}$$

where now the single-parameter increment  $\chi_{\text{CL},1}^2$  has to be employed. For a confidence level  $\text{CL} = 68\%$  corresponding to a one standard deviation error,  $\chi_{\text{CL},1}^2 = 1$ .

A simple case of such a parameter dependent quantity  $q(p)$  is a specific parameter  $p_k$  itself. With the quadratic approximation of  $\chi^2$  from above, the the single-parameter errors appear on the diagonal of  $E^{\text{CL},1}$ :  $(\Delta p_k)^2 = E_{k,k}^{\text{CL},1}$ . Mind that the multi-parameter confidence region is not enclosed in the box of single-parameter error bounds [34].

As another important case, consider a *local* error band, formed by plotting the single-parameter confidence interval for  $f(x; p)$  at every  $x$ . It is narrower than the corresponding global band and needs to be interpreted differently. Its construction is identical to that of the global band, except that now the error threshold is  $\chi_{\text{CL},1}^2$ , and the error matrix is  $E^{\text{CL},1}$ . We opt to show such a band in fig. 9, where we want to read off the error of our nucleon mass prediction directly.

### A.5 Errors in the pion mass

The errors  $\Delta x_j$  in the pion mass can be treated by setting up  $\chi^2$  as

$$\chi^2(p, \delta x) = \sum_{j=1}^N \left( \left[ \frac{f(x_j + \delta x_j; p) - y_j}{\Delta y_j} \right]^2 + \left[ \frac{\delta x_j}{\Delta x_j} \right]^2 \right)$$

The minimization and error treatment must now be performed on  $n + N$  parameters  $p, \delta x$ . Since we are not interested in the joint confidence region of  $p$  and  $\delta x$ , but only in the confidence region of  $p$ , it makes sense to continue using the threshold value  $\chi_{\text{CL},n}^2$  and to keep  $\chi^2$  minimized with respect to the  $\delta x$  at all times [7].

We can avoid too many parameters by making an approximation. Assuming that  $f(x_j + \delta x_j | p)$  is approximately linear in  $\delta x_j$  for  $\delta x_j \lesssim \Delta x_j$  and minimizing  $\chi^2$  with respect to the  $\delta x_j$  yields [7]

$$\chi_{\text{eff}}^2(p) = \sum_{j=1}^N \frac{[f(x_j; p) - y_j]^2}{[\Delta y_j]^2 + [f(x_j + \Delta x_j/2 | p) - f(x_j - \Delta x_j/2 | p)]^2} \quad (24)$$

Within our approximation,  $\chi_{\text{eff}}^2$  has the same minimum as the original, full  $\chi^2$ . For hypothesis testing, the number of degrees of freedom remains  $2N - (N - n) = N - n$ . For confidence regions for  $p$ , the  $\chi^2$  increment is  $\chi_{\text{CL},n}^2$  as before.

## B Lattice Data

Here we list two-flavor lattice data for the nucleon mass  $M_N$  taken from [8], [35] and selected according to the criteria described in the text. The index numbers in the first column comply with those in the compilation [8].

no.	collaboration	$\beta$	$\kappa$	$a$ [fm]	$L$ [fm]	$m_\pi$ [GeV]	$M_N$ [GeV]	large $L$
19	CP-PACS	2.1	0.1382	0.111	2.68	0.5214(21)	1.2751(82)	×
41	JLQCD	5.2	0.1355	0.098	1.96	0.5453(91)	1.300(23)	×
36	JLQCD	5.2	0.1355	0.099	1.58	0.560(16)	1.412(62)	
31	JLQCD	5.2	0.1355	0.099	1.19	0.655(32)	1.637(82)	
8	QCDSF	5.25	0.13575	0.092	2.21	0.5570(70)	1.320(20)	×
23	CP-PACS	2.2	0.1368	0.092	2.22	0.5946(53)	1.348(13)	×
56	[35]	5.6	0.1575	0.085	2.04	0.6429(68)	1.377(19)	×
55	[35]	5.6	0.1575	0.084	1.34	0.660(12)	1.471(29)	
54	[35]	5.6	0.1575	$\sim 0.085$	1.19	0.709(11)	1.672(38)	
53	[35]	5.6	0.1575	$\sim 0.085$	1.02	0.832(22)	1.900(39)	

The conversion into physical units was performed setting the Sommer scale  $r_0 = 0.5 \text{ fm}$  [8]. Its systematic uncertainties need to be estimated by further lattice studies, and are not discussed throughout this work. The table is divided by horizontal lines into “volume groups” characterized by the same value of simulation parameters  $\beta$  and  $\kappa$ . These data have been taken from refs. [8, 35] and selected according to the following cuts:  $L > 1 \text{ fm}$ ,  $a < 0.15 \text{ fm}$ . In addition, the point of largest simulation volume in each group must fulfill  $m_\pi < 0.65 \text{ GeV}$  and  $m_\pi L > 5$ . The lattice data from [35] have been generated with a standard, unimproved Wilson fermion action. Even though, lattice artefacts are shown [35] to be small for the points we select here, in virtue of the fine lattice spacing. For points 53 and 54, no calculation has been performed for the Sommer radius  $r_0/a$  which is needed to determine the lattice spacing  $a$ . In accordance with ref. [35],  $a$  for these two points is copied from point 56.

# References

- [1] M. Procura, T. R. Hemmert and W. Weise, Phys. Rev. **D69**, 034505 (2004).
- [2] V. Bernard, T. R. Hemmert and U.-G. Meißner, Nucl. Phys. **A732**, 149 (2004).
- [3] *see, e.g.*, D. B. Leinweber, A. W. Thomas and R. D. Young, Phys. Rev. Lett. **92**, 242002 (2004) *and references given therein*.
- [4] M. Lüscher, PoS **LAT2005** (2005) 002, [arXiv:hep-lat/0509152](#).
- [5] M. Göckeler, [arXiv:hep-lat/0412013](#).
- [6] S. Aoki *et al.* [JLQCD Collaboration], Phys. Rev. **D68** 054502 (2003).
- [7] B. Musch, Diploma Thesis, Technische Universität München (2005), [arXiv:hep-lat/0602029](#).
- [8] A. Ali Khan *et al.* [QCDSF-UKQCD Collaboration], Nucl. Phys. **B689**, 175 (2004).
- [9] V. Bernard, T. R. Hemmert and U.-G. Meißner, Phys. Lett. **B622**, 141 (2005).
- [10] T. Becher and H. Leutwyler, Eur. Phys. J. **C9**, 643 (1999).
- [11] N. Fettes, U.-G. Meißner and S. Steininger, Nucl. Phys. **A640**, 199 (1998).
- [12] D. R. Entem and R. Machleidt, Phys. Rev. **C 66**, 014002 (2002).
- [13] T. R. Hemmert, M. Procura and W. Weise, Phys. Rev. **D68**, 075009 (2003), *and* M. Procura, B. U. Musch, T. R. Hemmert and W. Weise, Nucl. Phys. Proc. Suppl. **153**, 229 (2006).
- [14] G. Colangelo and S. Dürr, Eur. Phys. J. **C33**, 543 (2004).
- [15] K. Goeke, J. Ossmann, P. Schweitzer and A. Silva, [arXiv:hep-lat/0505010](#).
- [16] S. R. Beane, Nucl. Phys. **B695**, 192 (2004).
- [17] T. E. O. Ericson, B. Loiseau and A. W. Thomas, Phys. Rev. **C66**, 014005 (2002).
- [18] V. Bernard, N. Kaiser and U.-G. Meißner, Nucl. Phys. **A615**, 483 (1997).
- [19] R. Koch, Nucl. Phys. **A448**, 707 (1986),  
R. Koch and E. Pietarinen, Nucl. Phys. **A336**, 331 (1980), *and*  
N. Fettes and E. Matsinos, Phys. Rev. **C55**, 464 (1997), *as compiled in*  
K. Torikoshi and P. J. Ellis, Phys. Rev. **C67** 015208 (2003).
- [20] J. Gasser, H. Leutwyler and M. E. Sainio, Phys. Lett. **B253**, 252 (1991).
- [21] G. E. Brown and W. Weise, Phys. Rept. **22**, 279 (1975).

- [22] T. E. O. Ericson and W. Weise, *Pions and Nuclei*, Claredon Press, Oxford, 1988.
- [23] N. Kaiser, S. Gerstendörfer and W. Weise, Nucl. Phys. **A637**, 395 (1998) 395
- [24] T. R. Hemmert and W. Weise, Eur. Phys. J. **A15**, 487 (2002).
- [25] V. Bernard, T. R. Hemmert and U.-G. Meißner, Phys. Lett. **B565**, 137 (2003).
- [26] T. R. Hemmert, B. R. Holstein and J. Kambor, J. Phys. **G24**, 1831 (1998).
- [27] V. Pascalutsa and M. Vanderhaeghen, [arXiv:hep-ph/0511261](https://arxiv.org/abs/hep-ph/0511261).
- [28] M. Göckeler *et al.* [QCDSF collaboration], Phys. Rev. **D71**, 034508 (2005).
- [29] S. Eidelman *et al.*, *The Review of Particle Physics*, Phys. Lett. **B592**, 1 (2004).
- [30] J. Gasser and H. Leutwyler, Nucl. Phys. **B307**, 763 (1988).
- [31] N. Fettes and U.-G. Meißner, Nucl. Phys. **A676**, 311 (2000).
- [32] T. Wollenweber, Diploma Thesis, Technische Universität München 2005.
- [33] W. T. Eadie, D. Drijard, F. James, M. Roos and B. Sadoulet, *Statistical Methods in Experimental Physics*, North-Holland (1971).
- [34] F. James, *MINUIT - Function Minimization and Error Analysis, Reference Manual, Version 94.1*, CERN Program Library Long Writeup D506 (1998).
- [35] B. Orth, T. Lippert and K. Schilling, Phys. Rev. **D72**, 014503 (2005).