

# SU(3)-breaking effects in kaon and hyperon semileptonic decays from lattice QCD<sup>1</sup>

D. BEĆIREVIĆ<sup>1</sup>, D. GUADAGNOLI<sup>2</sup>, G. ISIDORI<sup>3</sup>, V. LUBICZ<sup>4,5</sup>,  
G. MARTINELLI<sup>2</sup>, F. MESCIA<sup>3,4</sup>, M. PAPINUTTO<sup>6</sup>, S. SIMULA<sup>5</sup>,  
C. TARANTINO<sup>4,5</sup> AND G. VILLADORO<sup>2</sup>

<sup>1</sup>LPT, Université Paris Sud, Centre d'Orsay, F-91405 Orsay-Cedex, France

<sup>2</sup>Dip. di Fisica, Università di Roma "La Sapienza", and INFN, Sezione di Roma, P.le A. Moro 2, I-00185 Rome, Italy

<sup>3</sup>INFN, Laboratori Nazionali di Frascati, Via E. Fermi 40, I-00044 Frascati, Italy

<sup>4</sup>Dip. di Fisica, Università di Roma Tre, Via della Vasca Navale 84, I-00146 Rome, Italy

<sup>5</sup>INFN, Sezione di Roma III, Via della Vasca Navale 84, I-00146, Rome, Italy

<sup>6</sup>NIC/DESY Zeuthen, Platanenallee 6, D-15738 Zeuthen, Germany

## Abstract

We discuss the result of a recent quenched lattice calculation of the  $K \rightarrow \pi$  vector form factor at zero-momentum transfer, relevant for the determination of  $|V_{us}|$  from  $K \rightarrow \pi l \nu$  decays. Using suitable double ratios of three-point correlation functions, we show that it is possible to calculate this quantity at the percent-level precision. The leading quenched effects are corrected for by means of quenched chiral perturbation theory. The final result,  $f_+^{K^0\pi^-}(0) = 0.960 \pm 0.005_{\text{stat}} \pm 0.007_{\text{syst}}$ , turns out to be in good agreement with the old quark model estimate made by Leutwyler and Roos. In this paper, we discuss the phenomenological impact of the lattice result for the extraction of  $|V_{us}|$ , by updating the analysis of  $K \rightarrow \pi l \nu$  decays with the most recent experimental data. We also present a preliminary lattice study of hyperon  $\Sigma^- \rightarrow n l \nu$  decays, based on a similar strategy.

---

<sup>1</sup>Based on talks given at: *DAΦNE 2004: Physics at meson factories*, Laboratori Nazionali di Frascati (Italy), June 7-11, 2004; *VIII International Conference on "Electron-Nucleus Scattering"*, Marciana Marina (Italy), June 21-25, 2004; *Lattice 2004*, Fermi National Accelerator Laboratory, Batavia, Illinois (USA), June 21-26, 2004; *ICHEP 2004*, Beijing (China), August 16-22, 2004.

# 1 Introduction

Semileptonic decays of kaons and hyperons are of great phenomenological interest, as they provide a determination of the CKM matrix element  $|V_{us}|$  [1]. Whereas the most precise estimate of  $|V_{us}|$  is presently obtained from  $K \rightarrow \pi \ell \nu$  ( $K_{\ell 3}$ ) decays, the studies of hyperon decays provide an important, independent approach [2]. Other methods to extract  $|V_{us}|$  are based on leptonic kaon decays [3, 4] and  $\tau$  decays [5].

The analysis of the experimental data on  $K \rightarrow \pi \ell \nu$  ( $K_{\ell 3}$ ) [6] and hyperon [2] decays gives access to the quantity  $|V_{us}| \cdot f_V(0)$ , where  $f_V(0)$  is the vector form factor at zero-momentum transfer for each decay, i.e.  $f_V(0) = f_+(0)$  for  $K_{\ell 3}$  decays and  $f_V(0) = f_1(0)$  for hyperon decays. Vector current conservation guarantees that, in the SU(3)-symmetric limit,  $f_+(0) = 1$  and  $f_1(0) = -1$  for the  $\Sigma^- \rightarrow n \ell \nu$  transition. A good theoretical control on these decays is obtained via the Ademollo-Gatto (AG) theorem [7], which states that  $f_V(0)$  is renormalized only by terms of at least second order in the breaking of the SU(3)-flavor symmetry. The estimate of the difference of  $f_V(0)$  from its SU(3)-symmetric value represents the main source of theoretical error and, in the case of  $K_{\ell 3}$  decays, it dominates the overall uncertainty in the determination of  $|V_{us}|$ .

The amount of SU(3) breaking due to light quark masses can be investigated in the framework of Chiral Perturbation Theory (ChPT), where the form factors can be systematically expanded as  $f_V(0) = 1 + f_2 + f_3 + \dots$ , with  $f_n = \mathcal{O}(M_K^n/\Lambda_\chi^n)$  and  $\Lambda_\chi \sim 1$  GeV. In the meson sector, only the even terms of this expansion appear. Moreover, thanks to the AG theorem, the first non-trivial term can be computed unambiguously in terms of  $M_K$ ,  $M_\pi$  and  $f_\pi$ :  $f_2 = -0.023$  in the  $K^0 \rightarrow \pi^-$  case [8]. At higher orders, the estimate becomes more difficult due to the presence of local effective operators whose couplings are essentially unknown. The next-to-leading order correction,  $f_4$ , was evaluated many years ago by Leutwyler and Roos [8]. By employing a general parameterization of the SU(3) breaking effects in the meson wave functions, they obtained  $f_4 = -0.016 \pm 0.008$ . This result still represents the reference value adopted by the PDG [6]. It yields the estimate  $f_+(0) = 0.961 \pm 0.008$ .

The complete ChPT calculation of  $f_4$  for  $K \rightarrow \pi$  decays has been recently performed [9, 10]. The whole result is the sum of a loop amplitude (including both genuine two-loop terms and one-loop diagrams with  $\mathcal{O}(p^4)$  couplings) and a local term that involves a combination of the (unknown)  $\mathcal{O}(p^6)$  chiral coefficients. The loop amplitude exhibits a large scale dependence [11], which is compensated for by the corresponding variation of the  $\mathcal{O}(p^6)$  couplings, to yield a scale-independent  $f_4$ . An important observation by Bijnens and Talavera [9] is that the combination of  $\mathcal{O}(p^6)$  constants appearing in  $f_4$  could be constrained in principle by experimental data on the slope and curvature of the scalar form factor. The required level of experimental precision, however, is far from what can be presently achieved. Thus, for the time being, the only analytic estimates of the form factor are provided by either the Leutwyler-Roos result or other model dependent calculations [11, 12], and the large scale dependence of the  $\mathcal{O}(p^6)$  loop amplitude [11] seems to indicate that the  $\pm 0.008$  error might be underestimated.

As for hyperon decays, the chiral expansion converges less rapidly (also the odd  $f_i$  are permitted) and the theoretical estimate is quite involved, already at the lowest order. The

corrections  $f_2$  can be unambiguously determined only in the limit in which baryons are treated as heavy particles and the octet-decuplet splitting is treated as a large scale [13]. This splitting, however, is just of the order of the  $K$ -meson mass, and it was shown that the intermediate decuplet states can partially cancel the (formally leading) octet contribution [14]. Nothing is known about the higher orders terms. In addition, relativistic corrections, proportional to inverse powers of the “heavy-baryon” mass  $m_B$ , have not been investigated so far. Since numerically  $m_B \sim 4\pi f_\pi$ , these contributions are expected to be of the same order of magnitude of the chiral corrections. Therefore, SU(3)-breaking effects in  $f_1(0)$  are mainly estimated at present by using phenomenological models [15], which yield corrections of the order of a few percent.

It is clear that a reliable estimate of  $|V_{us}|$ , from either kaon or hyperon semileptonic decays, can be only based on a first principle determination of the SU(3)-breaking effects. Such a determination can be provided by lattice QCD, a non-perturbative approach based only on the fundamental theory. The first lattice calculation, with significant accuracy, of the SU(3)-breaking effects in  $K \rightarrow \pi$  transitions has been recently performed [16] (see also [17]-[20]). A new strategy has been proposed and successfully applied in the quenched approximation in order to reach the challenging goal of about 1% error on  $f_+(0)$ .

The aim of this paper is twofold. We first present the quenched lattice result for  $K_{\ell 3}$  decays [16] and discuss its impact on the extraction of  $|V_{us}|$ , particularly in the light of the most recent experimental determinations. Second, we present the results of an exploratory study of hyperon decays based on the same strategy [21]. This study has shown that the same level of statistical accuracy reached for  $K_{\ell 3}$  decays can be also achieved for hyperon decays. In this latter case, however, further investigations within ChPT are required in order to better control the extrapolation to the physical meson masses, necessary in lattice calculations, and to reach a level of systematic accuracy comparable to the one achieved in the  $K_{\ell 3}$  case.

## 2 Semileptonic $K \rightarrow \pi \ell \nu$ decay

### 2.1 Lattice result and phenomenological implications

The  $K^0 \rightarrow \pi^-$  form factors of the weak vector current  $V_\mu = \bar{s}\gamma_\mu u$  are defined as

$$\langle \pi(p') | V_\mu | K(p) \rangle = f_+(q^2)(p + p')_\mu + f_-(q^2)(p - p')_\mu, \quad (1)$$

where  $q = p - p'$ . As usual,  $f_-(q^2)$  can be expressed in terms of the scalar form factor

$$f_0(q^2) \equiv f_+(q^2) + \frac{q^2}{M_K^2 - M_\pi^2} f_-(q^2), \quad (2)$$

so that by construction  $f_0(0) = f_+(0)$ .

The procedure developed in Ref. [16] to reach the challenging goal of a about 1% error on  $f_+(0)$ , is based on the following three main steps:

- 1) precise evaluation of the scalar form factor  $f_0(q^2)$  at  $q^2 = q_{\max}^2 = (M_K - M_\pi)^2$ ;

	$\delta_{SU(2)}^K$ (%)	$\delta_{\text{em}}^{K\ell}$ (%)	
		3-body	full
$K_{e3}^+$	$2.31 \pm 0.22$	$-0.35 \pm 0.16$	$-0.10 \pm 0.16$
$K_{e3}^0$	0	$+0.30 \pm 0.10$	$+0.55 \pm 0.10$
$K_{\mu 3}^+$	$2.31 \pm 0.22$	$-0.05 \pm 0.20$	$+0.20 \pm 0.20$
$K_{\mu 3}^0$	0	$+0.55 \pm 0.20$	$+0.80 \pm 0.20$

Table 1: *Summary of the isospin-breaking factors entering Eq. (4):  $\delta_{\text{em}}^{K\ell}$  [3 body] denotes the correction for the inclusive rate excluding the radiative events outside the  $K_{\ell 3}$  Dalitz Plot [11, 22];  $\delta_{\text{em}}^{K\ell}$  [full] denotes the correction for the fully inclusive rate [23].*

- 2) extrapolation of  $f_0(q_{\text{max}}^2)$  to  $f_0(0) = f_+(0)$ ;
- 3) subtraction of leading chiral logs and extrapolation of  $f_+(0)$  to the physical meson masses.

These steps are described in the next subsections and details of the simulation can be found in Ref. [16]. Here we present our final result for the form factor at zero momentum transfer and discuss its phenomenological implications, particularly in the light of the most recent experimental results.

By following the procedure outlined above, we obtain the result [16]

$$f_+^{K^0\pi^-}(0) = 0.960 \pm 0.005_{\text{stat}} \pm 0.007_{\text{syst}}, \quad (3)$$

where the systematic error does not include the estimate of quenched effects beyond  $\mathcal{O}(p^4)$ . Eq. (3) compares well with the value  $f_+^{K^0\pi^-}(0) = 0.961 \pm 0.008$  quoted by the PDG [6] and based on the Leutwyler-Roos quark model estimate of  $f_4$  [8], thus putting the evaluation of the  $K \rightarrow \pi$  vector form factor on a firmer theoretical basis.

The result in (3), as well as the Leutwyler-Roos estimate, refers to the  $K^0 \rightarrow \pi^-$  form factor in absence of electromagnetic corrections. This quantity is a convenient and well-defined common normalization for all the four physical photon-inclusive  $K_{\ell 3}$  decay widths ( $K = \{K^+, K^0\}$ ,  $\ell = \{e, \mu\}$ ). By using this definition we can write

$$\Gamma(K_{\ell 3}) = \frac{G_F^2 M_K^5}{128\pi^3} |V_{us}|^2 S_{\text{ew}} |f_+^{K^0\pi^-}(0)|^2 C_K^2 I_K^\ell(\lambda_i) [1 + \delta_{SU(2)}^K + \delta_{\text{em}}^{K\ell}]^2, \quad (4)$$

where  $G_F = 1.1664 \times 10^{-5} \text{ GeV}^{-2}$ ,  $C_K = 1$  ( $2^{-1/2}$ ) for neutral (charged) kaon decays,  $I_K^\ell(\lambda_i)$  is the kinematical integral evaluated in the absence of electromagnetic corrections and  $S_{\text{ew}} = 1.0232$  is the universal short-distance electromagnetic correction renormalized at the scale  $\mu = M_\rho$ . The residual long-distance component of the electromagnetic corrections (which also need to be evaluated at  $\mu = M_\rho$  in order to cancel the scale dependence of  $S_{\text{ew}}$ ) is encoded in  $\delta_{\text{em}}^{K\ell}$ . Note that  $\delta_{\text{em}}^{K\ell}$  depends both on the channel and on possible experimental cuts applied to the soft-photon radiation. Finally, the strong isospin-breaking correction due to  $m_u \neq m_d$  is encoded in  $\delta_{SU(2)}^K$ . The values of these channel-dependent corrections, which can be extracted by the recent analysis of Refs. [11, 22, 23], are reported in Table 1.

Inverting Eq. (4) we get

$$|V_{us}| \cdot f_+^{K^0\pi^-}(0) = \left[ \frac{128\pi^3\Gamma_K^\ell}{G_F^2 M_K^5 S_{\text{ew}} C_K^2 I_K^\ell(\lambda_i)} \right]^{1/2} \frac{1}{1 + \delta_{SU(2)}^K + \delta_{\text{em}}^{K\ell}}, \quad (5)$$

which could lead to four independent determination of  $|V_{us}| \cdot f_+^{K^0\pi^-}(0)$  from the four  $K_{\ell 3}$  modes. Three of these determinations have recently been updated by several experiments. A collection of these recent results is presented in Table 2 and illustrated in Fig. 1. In this plot we also show the averages of the old results quoted by the PDG. The new data consistently point toward a value of  $|V_{us}| \cdot f_+^{K^0\pi^-}(0)$  substantially larger with respect to the one derived by the old PDG results. The value of  $|V_{us}|$  extracted from these new data, combined with our estimate of  $f_+^{K^0\pi^-}(0)$ , is

$$|V_{us}| = 0.2250 \pm 0.0020_{f_+(0)} \pm 0.0005_{\text{exp}} = 0.2250 \pm 0.0021. \quad (6)$$

Interestingly, this result is perfectly consistent with the value derived by CKM unitarity, thus solving a long-standing problem (see e.g. Ref. [30]). Using the accurate determination of  $|V_{ud}|$  from nuclear  $0^+ \rightarrow 0^+$  and nucleon beta decays,  $|V_{ud}| = 0.9740 \pm 0.0005$  [29], one finds indeed  $|V_{us}|^{\text{unit.}} \simeq \sqrt{1 - |V_{ud}|^2} = 0.2265 \pm 0.0022$ .

Given our close agreement with the Leutwyler-Roos result, the solution of the CKM unitarity problem perfectly holds also if their estimate of  $f_+^{K^0\pi^-}(0)$  is adopted. On the other hand, the consistency is substantially worse with the value  $f_+^{K^0\pi^-}(0) = 0.976 \pm 0.010$  of Ref. [9]. It is also worth to mention that the estimate  $f_+^{K^0\pi^-}(0) = 0.981 \pm 0.010$  of Ref. [11] is not independent from the one of Ref. [9], and *should not* be used in conjunction with Eq. (4) and/or compared with our result. The difference between Ref. [11] and most other analyses is due to a *partial inclusion* of the electromagnetic corrections in the form factor (concerning SU(3) breaking effects, they simply use the results of Ref. [9]). In our treatment, as well as in the analysis performed by the KTeV Collaboration [25], all the electromagnetic corrections are explicitly factorized out. This approach has the advantage of separating the hard theoretical problem of estimating SU(3) breaking effects (identical for the four decay modes), from the less severe (but channel-dependent) issue of estimating electromagnetic corrections.

## 2.2 Evaluation of $f_0(q^2)$ at $q^2 = q_{\text{max}}^2 = (M_K - M_\pi)^2$

In the next subsections we discuss the strategy of the lattice calculation of the vector form factor. A more exhaustive discussion and all details of the numerical simulation can be found in Ref. [16].

By following a procedure originally proposed in Ref. [31] to study heavy-light form factors, the scalar form factor  $f_0(q^2)$  can be calculated very efficiently at  $q^2 = q_{\text{max}}^2 = (M_K - M_\pi)^2$  (i.e.  $\vec{p} = \vec{p}' = \vec{q} = 0$ ) from the double ratio of three-point correlation functions with both mesons at rest:

$$R_0(t_x, t_y) \equiv \frac{C_0^{K\pi}(t_x, t_y, \vec{0}, \vec{0}) C_0^{\pi K}(t_x, t_y, \vec{0}, \vec{0})}{C_0^{KK}(t_x, t_y, \vec{0}, \vec{0}) C_0^{\pi\pi}(t_x, t_y, \vec{0}, \vec{0})}, \quad (7)$$

	$K_{e3}^+$		$K_{\mu 3}^L$	
	E865	NA48(*)	KTeV	KLOE(*)
BR(%)	5.13(10)	5.14(6)	27.01(9)	27.02(25)
$ V_{us}  \cdot f_+^{K^0\pi^-}(0)$	0.2190(23)	0.2192(15)	0.2157(11)	0.2157(14)
	$K_{e3}^0$			
	KTeV[ $K_L$ ]	NA48[ $K_L$ ]	KLOE[ $K_L$ ](*)	KLOE[ $K_S$ ](*)
BR(%)	40.67(11)	40.10(45)	39.85(35)	0.0709(11)
$ V_{us}  \cdot f_+^{K^0\pi^-}(0)$	0.2160(9)	0.2145(15)	0.2138(13)	0.2164(17)

Table 2: Summary of recent results on  $K_{e3}$  decays obtained by BNL-E865 [24], KTeV [25], NA48 [26] and KLOE [27] and corresponding values of  $|V_{us}| \cdot f_+(0)$ . The results marked by (\*) are still preliminary. The values of  $|V_{us}| \cdot f_+^{K^0\pi^-}(0)$  have been computed using the PDG values for the lifetimes [6] and using, in all channels, the slopes fitted by KTeV with a polar fit [28].

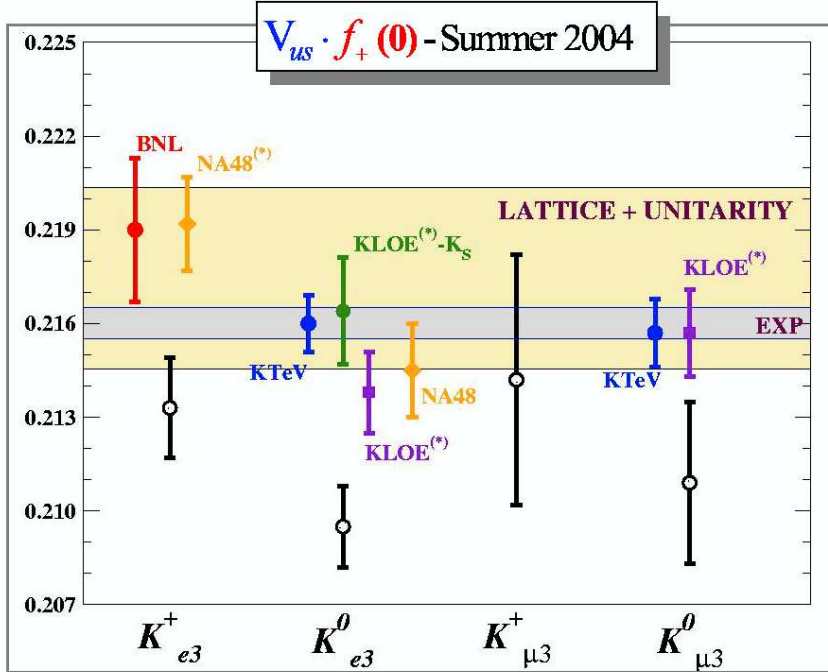


Figure 1: Experimental results for  $|V_{us}| \cdot f_+(0)$ . The gray (darker) band indicates the average of the new experimental results,  $|V_{us}| \cdot f_+(0) = 0.2160 \pm 0.0005$ , whereas the yellow (lighter) band represents the unitarity prediction combined with our determination of the vector form factor:  $|V_{us}|^{\text{unit.}} \cdot f_+(0) = 0.2175 \pm 0.0029$  (see text). The lower (black) points without labels are the old PDG values.

where the three-point correlation function for the  $K \rightarrow \pi$  transition is defined as

$$C_\mu^{K\pi}(t_x, t_y, \vec{p}, \vec{p}') = \sum_{\vec{x}, \vec{y}} \langle O_\pi(t_y, \vec{y}) \widehat{V}_\mu(t_x, \vec{x}) O_K^\dagger(0) \rangle \cdot e^{-i\vec{p}\cdot\vec{x} + i\vec{p}'\cdot(\vec{x}-\vec{y})} \quad (8)$$

with  $\widehat{V}_\mu$  being the renormalized lattice weak vector current and  $O_\pi^\dagger = \bar{d}\gamma_5 u$ ,  $O_K^\dagger = \bar{d}\gamma_5 s$  the meson interpolating fields.

When the vector current and the two interpolating fields are separated far enough from each other, the contribution of the ground states dominates the correlation functions, yielding

$$R_0(t_x, t_y) \xrightarrow[(t_y - t_x) \rightarrow \infty]{t_x \rightarrow \infty} \frac{\langle \pi | \bar{s}\gamma_0 u | K \rangle \langle K | \bar{u}\gamma_0 s | \pi \rangle}{\langle K | \bar{s}\gamma_0 s | K \rangle \langle \pi | \bar{u}\gamma_0 u | \pi \rangle} = [f_0(q_{\max}^2)]^2 \frac{(M_K + M_\pi)^2}{4M_K M_\pi}. \quad (9)$$

Thus from this ratio the scalar form factor at maximum  $q^2$  can be directly determined.

There are several crucial advantages in the use of the double ratio (7). First, there is a large reduction of statistical uncertainties, because fluctuations in the numerator and the denominator are highly correlated. Second, the matrix elements of the meson sources cancel between numerator and denominator. Third, the double ratio is independent from both the renormalization constant and the  $\mathcal{O}(a)$ -improvement coefficient of the vector current, where  $a$  is the lattice spacing. Therefore  $R_0$  suffers from discretization effects only at order  $a^2$ . Finally, the double ratio is equal to unity in the SU(3)-symmetric limit at all orders in  $a$ . Thus the deviation of  $R_0$  from unity depends on the physical SU(3) breaking effects on  $f_0(q_{\max}^2)$  as well as on discretization errors, but the latter are at least of order  $a^2(m_s - m_\ell)^2$ . In other words, our result for  $f_0(q_{\max}^2)$  is not affected by the whole discretization error on the three-point correlation function, but only by its smaller SU(3)-breaking part. Similar considerations apply also to the quenching error, because the double ratio  $R_0(t_x, t_y)$  is correctly normalized to unity in the SU(3)-symmetric limit also in the quenched approximation.

From the plateau of the double ratio (9) the values of  $f_0(q_{\max}^2)$  are determined with a statistical uncertainty smaller than 0.1%, as it is illustrated in Fig. 2.

## 2.3 Extrapolation of $f_0(q_{\max}^2)$ to $f_0(0) = f_+(0)$

The extrapolation of  $f_0(q^2)$  from  $q_{\max}^2$  to  $q^2 = 0$  requires the knowledge of the slope of  $f_0$ , and thus the study of the  $q^2$ -dependence of the scalar form factor. An important remark is that, in order to get  $f_0(0)$  at the percent level, the precision required for the slope can be much lower ( $\simeq 30\%$ ), because the values of  $q_{\max}^2$  in the numerical simulation can be chosen very close to  $q^2 = 0$ .

For each set of quark masses two- and three-point correlation functions have been calculated for mesons with various momenta in order to extract the  $q^2$  dependence of both  $f_0(q^2)$  and  $f_+(q^2)$ . The latter turns out to be well determined on the lattice with a statistical error of about  $5 \div 20\%$  and its  $q^2$ -dependence is very well described by a pole-dominance fit,  $f_+(q^2) = f_+(0)/[1 - \lambda_+ q^2]$ . On the contrary, for the scalar form factor the uncertainties are about 5 times larger. As explained in Ref. [16] the precision in the extraction of  $f_0(q^2)$  can

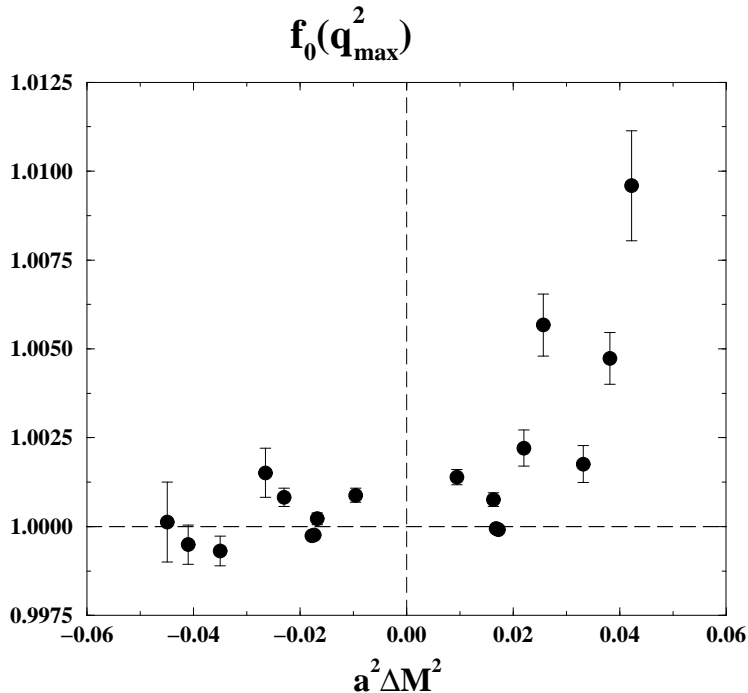


Figure 2: Values of  $f_0(q_{\max}^2)$ , obtained in Ref. [16] using Eq. (9), versus the SU(3)-breaking parameter  $a^2 \Delta M^2 \equiv a^2(M_K^2 - M_\pi^2)$ .

be significantly improved by constructing new suitable double ratios

$$R_i(t_x, t_y) = \frac{C_i^{K\pi}(t_x, t_y, \vec{p}, \vec{p}')}{C_0^{K\pi}(t_x, t_y, \vec{p}, \vec{p}')} \frac{C_0^{KK}(t_x, t_y, \vec{p}, \vec{p}')}{C_i^{KK}(t_x, t_y, \vec{p}, \vec{p}')}, \quad (10)$$

(with  $i = 1, 2, 3$ ) from which a determination of the ratio of the form factors  $f_0(q^2)/f_+(q^2)$  is obtained. The advantages of the double ratios (10) are similar to those already pointed out for the double ratio (7), namely: i) a large reduction of statistical fluctuations; ii) the independence of the improved renormalization constant of the vector current, and iii)  $R_i \rightarrow 1$  in the SU(3)-symmetric limit. We stress that the introduction of the matrix elements of degenerate mesons in Eq. (10) is crucial to largely reduce statistical fluctuations, because it compensates the different fluctuations of the matrix elements of the spatial and time components of the weak vector current.

Thanks to the ratios (10) the statistical uncertainties on  $f_0(q^2)$  become about  $5 \div 20\%$ . The quality of the results is shown in Fig. 3 for one of the combinations of quark masses used in Ref. [16]. The points are paired because both  $K \rightarrow \pi$  and  $\pi \rightarrow K$  transitions are considered.

In order to extrapolate the scalar form factor to  $q^2 = 0$  we have considered three different possibilities, namely a polar, a linear and a quadratic fit:

$$f_0(q^2) = f_0^{(pol.)}(0)/(1 - \lambda_0^{(pol.)} q^2), \quad (11)$$

$$f_0(q^2) = f_0^{(lin.)}(0) \cdot (1 + \lambda_0^{(lin.)} q^2), \quad (12)$$



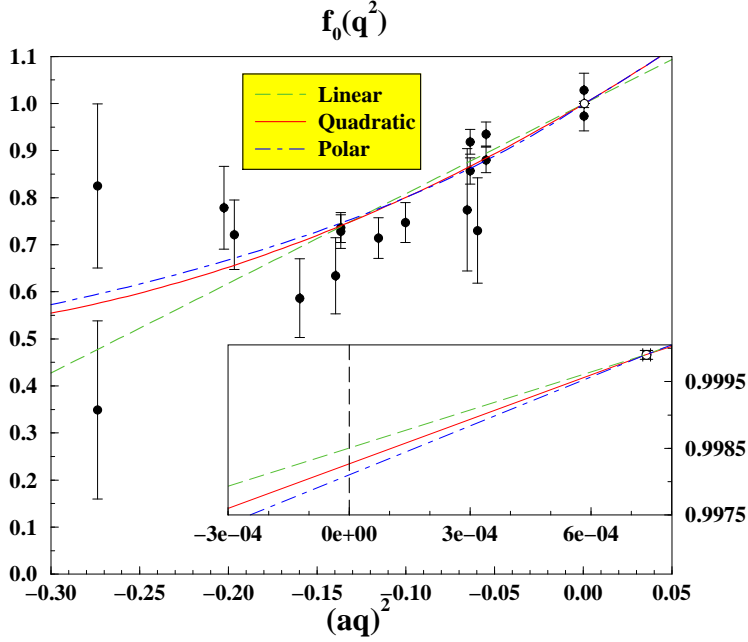


Figure 3: The form factor  $f_0(q^2)$  obtained from the double ratios (10) for  $q^2 < q_{\max}^2$  (full dots) and from the double ratio (7) at  $q^2 = q_{\max}^2$  (open dot), for the quark mass combination  $k_s = 0.13390$  and  $k_\ell = 0.13440$ . The dot-dashed, dashed and solid lines correspond to the polar, linear and quadratic fits given in Eqs. (11-13), respectively. The inset is an enlargement of the region around  $q^2 = 0$ .

$$f_0(q^2) = f_0^{(quad.)}(0) \cdot (1 + \lambda_0^{(quad.)} q^2 + c_0 q^4). \quad (13)$$

These fits are shown in Fig. 3 and provide values of both  $f_0(0)$  and the slope  $\lambda_0$ , which are consistent with each other within the statistical uncertainties.

Lattice artifacts on  $f_0(0)$ , due to the finiteness of the lattice spacing, start at  $\mathcal{O}(a^2)$  and are proportional to  $(m_s - m_\ell)^2$ , like the physical SU(3)-breaking effects. Indeed, the determination of  $f_0(q_{\max}^2)$  is affected only by discretization errors of  $\mathcal{O}[a^2(m_s - m_\ell)^2]$ , because the double ratio (7) is  $\mathcal{O}(a)$ -improved and symmetric with respect to the exchange  $m_s \leftrightarrow m_\ell$  in the weak vertex. In addition, since  $q_{\max}^2$  is proportional to  $(m_s - m_\ell)^2$ ,  $\mathcal{O}(a^2)$  effects in the extrapolation from  $q_{\max}^2$  to  $q^2 = 0$  also vanish quadratically in  $(m_s - m_\ell)$ . Being in our calculation  $a^{-1} \simeq 2.7$  GeV, we expect discretization errors to be sensibly smaller than the physical SU(3)-breaking effects.

The results obtained for  $f_0(0)$  agree well with a quadratic dependence on  $a^2 \Delta M^2$ , where  $\Delta M^2 = M_K^2 - M_\pi^2$ , as expected from both physical and lattice artifact contributions. This feature is clearly visible in Fig. 4, where the values of  $f_0(0)$  obtained from the quadratic fit (13), are plotted.

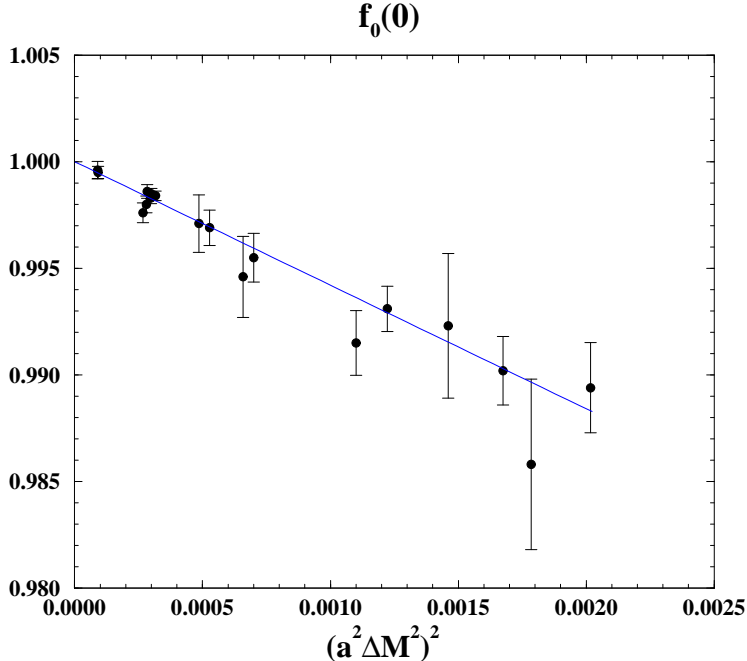


Figure 4: Values of  $f_0(0) = f_+(0)$ , obtained from the quadratic fit (13), versus  $(a^2 \Delta M^2)^2$ . The solid line is the result of the linear fit  $f_0(0) = 1 - A (a^2 \Delta M^2)^2$  where  $A$  is a mass-independent parameter.

## 2.4 Results for the slopes

Our results for the slope  $\lambda_0$ , extrapolated to the physical meson masses (using a linear dependence in the quark masses) and given in units of  $M_{\pi^+}^2$ , yield:  $\lambda_0^{(pol.)} = 0.0122(22)$ ,  $\lambda_0^{(lin.)} = 0.0089(11)$  and  $\lambda_0^{(quad.)} = 0.0115(26)$ . Our “polar” value  $\lambda_0^{(pol.)}$  is consistent with the recent determination from KTeV  $\lambda_0^{(pol.)} = 0.01414 \pm 0.00095$  [28] and represents a true theoretical prediction, having been obtained before the KTeV result were published.

As far as the vector form factor is concerned, the values obtained for its slope  $\lambda_+$  (employing the polar parametrization) agree well with the inverse of the squared  $K^*$ -meson mass, for each combination of the simulated quark masses. A simple linear extrapolation in terms of the quark masses to the physical values yields  $\lambda_+ = 0.026 \pm 0.002$  in units of  $M_{\pi^+}^2$ , which is consistent with the PDG value  $\lambda_+ = 0.028 \pm 0.002$  [6] (obtained from linear fits to the vector form factor). The agreement is even better with the recent KTeV result obtained using a polar fit:  $\lambda_+ = 0.02502 \pm 0.00037$  [28]. Accurate determinations of the slopes  $\lambda_+$  and  $\lambda_0$  have recently been reported also by ISTRAP+ [32] and NA48 ( $\lambda_+$  only) [33]. The results obtained by means of linear parameterizations are in good agreement with those obtained by KTeV. The situation of the quadratic fit to the vector form factor is more controversial. For the polar form, which is the one suggested also by the lattice calculation (that explores a large range in  $q^2$ ), the NA48 result is in agreement with the one obtained by KTeV, whereas this parameterization has not been investigated by ISTRAP+. The choice of the polar form seems to be the best compromise among the various results, and for this reason it has been

used in extracting the experimental values of  $|V_{us}| \cdot f_+(0)$  presented in Table 2.

## 2.5 Extrapolation of $f_+(0)$ to the physical masses

In order to determine the physical value of  $f_+(0)$  the lattice results of Fig. 4 are extrapolated to the physical kaon and pion masses. The problem of the chiral extrapolation is substantially simplified if the AG theorem (which also holds in the quenched approximation) is taken into account and if the leading (quenched) chiral logs are subtracted. Thus in [16] the following quantity is introduced

$$R(M_K, M_\pi) = \frac{1 + f_2^q(M_K, M_\pi) - f_+(0; M_K, M_\pi)}{(a^2 \Delta M^2)^2}, \quad (14)$$

where  $f_2^q$  represents the leading non-local contribution, determined by pseudoscalar meson loops within quenched ChPT, calculated in Ref. [16]. The subtraction of  $f_2^q$  is a well defined procedure being finite and scale-independent. It should be emphasized that this subtraction in Eq. (14) does not imply necessarily a good convergence of (quenched) ChPT at  $\mathcal{O}(p^4)$  for the meson masses used in the lattice simulation. The aim of this procedure is to access directly on the lattice the quantity  $1 + f_2^q - f_+(0)$ , defined in such a way that its chiral expansion starts at  $\mathcal{O}(p^6)$ , independently of the values of the meson masses. After the subtraction of  $f_2^q$  we expect that, in the range of masses considered in the lattice simulation, the ratio  $R(M_K, M_\pi)$  receives large contributions from  $\mathcal{O}(p^6)$  local operators in the effective theory. At the same time, the quadratic dependence on  $a^2 \Delta M^2$ , driven by the AG theorem, is already factorized out. Hence  $R(M_K, M_\pi)$  should be a quantity well suited for a smooth polynomial extrapolation in the meson masses. It turns out, indeed, that the dependence of  $R(M_K, M_\pi)$  on the meson masses is well described by a simple linear fit:

$$R^{(lin.)}(M_K, M_\pi) = c_{11} + c_{12}[(aM_K)^2 + (aM_\pi)^2], \quad (15)$$

whereas the dependence on  $\Delta M^2$  is found to be negligible. In order to check the stability of the results, quadratic and logarithmic fits have been also considered:

$$R^{(quad.)}(M_K, M_\pi) = c_{21} + c_{22}[(aM_K)^2 + (aM_\pi)^2] + c_{23}[(aM_K)^2 + (aM_\pi)^2]^2, \quad (16)$$

$$R^{(log.)}(M_K, M_\pi) = c_{31} + c_{32} \log[(aM_K)^2 + (aM_\pi)^2]. \quad (17)$$

In Fig. 5 it is shown that linear, quadratic and logarithmic functional forms provide equally good fits to the lattice data with consistent results also at the physical point.

Combining our estimate of  $R(M_K, M_\pi)$  at the physical meson masses with the unquenched value of  $f_2$  ( $f_2 = -0.023$  [8]), we finally obtain the result [16]

$$f_+^{K^0 \pi^-}(0) = 0.960 \pm 0.005_{\text{stat}} \pm 0.007_{\text{sys}}, \quad (18)$$

which has been anticipated in Eq. (3). Note that the systematic error does not include an estimate of quenched effects beyond  $\mathcal{O}(p^4)$ . Removing this error represents one of the major goal of future lattice studies of  $K_{\ell 3}$  decays. The error quoted in Eq. (18) is mainly due to

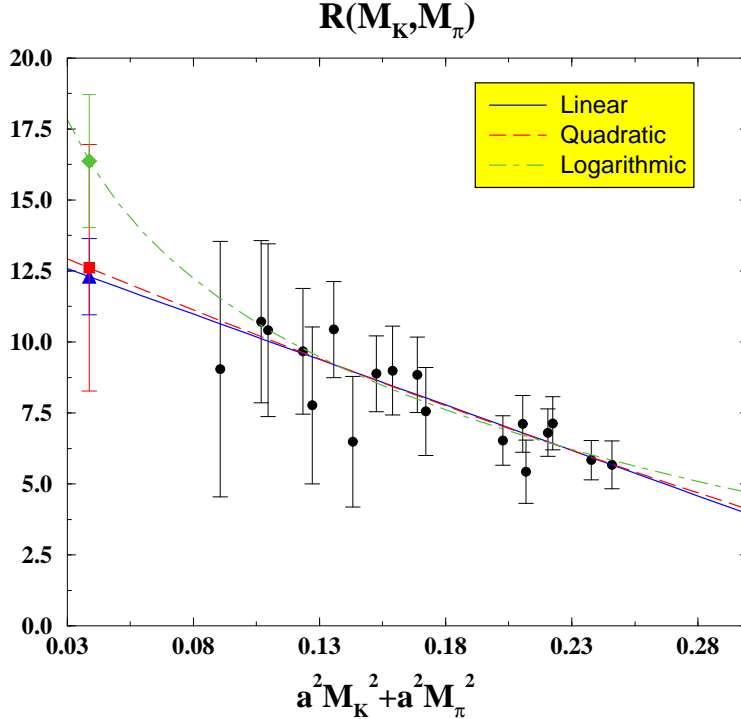


Figure 5: Comparison among linear (15), quadratic (16) and logarithmic (17) fits of the ratio  $R(M_K, M_\pi)$  as a function of  $[a^2 M_K^2 + a^2 M_\pi^2]$ . Triangle, square and diamond are the values of  $R(M_K, M_\pi)$  extrapolated to the physical meson masses. For illustrative purposes we have chosen the case in which a quadratic fit in  $q^2$  is used to extrapolate the scalar form factor to  $q^2 = 0$ .

the uncertainties resulting from the functional dependence of the scalar form factor on both  $q^2$  and the meson masses. It can be further reduced by using larger lattice volumes (leading to smaller lattice momenta) as well as smaller meson masses. We stress again that in our estimate of  $f_+(0)$  discretization effects start at  $\mathcal{O}(a^2)$  and are also proportional to  $(m_s - m_\ell)^2$ , as the physical SU(3)-breaking effects. Thus our result is not affected by the whole discretization error on the three-point correlation function, but only by its smaller SU(3)-breaking part. Discretization errors on  $[f_+(0) - 1 - f_2]$  are estimated to be few percent of the physical term, i.e. well within the systematic uncertainty quoted in Eq. (18). For a more refined estimate of these effects, calculations at different values of the lattice spacing are required.

### 3 Semileptonic $\Sigma^- \rightarrow n\ell\nu$ decay

Semileptonic hyperon decays represent the “baryonic way” to a precise determination of  $|V_{us}|$ . In this Section we present the results of a preliminary lattice study of the vector form factor  $f_1(0)$  for the  $\Sigma^- \rightarrow n\ell\nu$  decay, based on a strategy similar to the one developed for

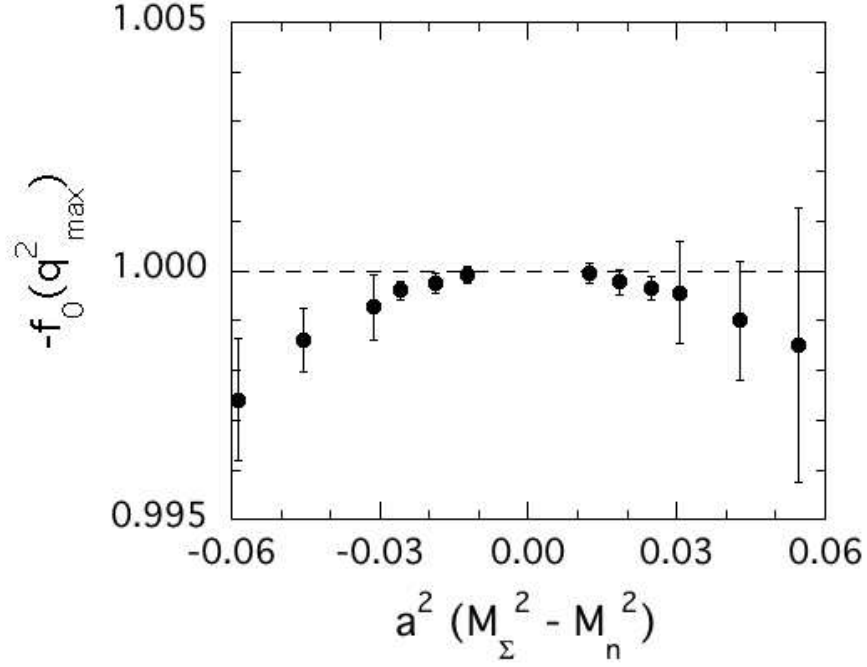


Figure 6: Results for  $f_0(q_{max}^2)$ , for hyperon  $\Sigma^- \rightarrow n\ell\nu$  decays, versus  $a^2(M_\Sigma^2 - M_n^2)$ .

kaon decays. More details on this calculation can be found in Ref. [21].

The relevant matrix element of the weak vector current can be decomposed in terms of the following structures

$$\langle n(p') | \bar{u}\gamma^\mu s | \Sigma^-(p) \rangle = \bar{u}_n(p') \left\{ \gamma^\mu f_1(q^2) - \frac{i\sigma^{\mu\nu} q_\nu}{M_n + M_\Sigma} f_2(q^2) + \frac{q^\mu}{M_n + M_\Sigma} f_3(q^2) \right\} u_\Sigma(p) \quad (19)$$

with  $q = p - p'$ . As in the case of  $K_{\ell 3}$  decays, one introduces the scalar form factor  $f_0(q^2)$ :

$$f_0(q^2) = f_1(q^2) + \frac{q^2}{M_\Sigma^2 - M_n^2} f_3(q^2), \quad (20)$$

so that  $f_0(0) = f_1(0)$ . Note that the SU(3)-symmetric value of  $f_1(0)$  is given by a Clebsch-Gordan coefficient, equal to  $(-1)$  for the  $\Sigma^- \rightarrow n$  transition.

The value of  $f_0(q^2)$  at  $q_{max}^2 = (M_\Sigma - M_n)^2$  can be extracted using the double ratio (7), which now reads as

$$R_0(t_x, t_y) \xrightarrow[\substack{t_x \rightarrow \infty \\ (t_y - t_x) \rightarrow \infty}]{} \frac{\langle n | \bar{s}\gamma_0 u | \Sigma \rangle \langle \Sigma | \bar{u}\gamma_0 s | n \rangle}{\langle \Sigma | \bar{s}\gamma_0 s | \Sigma \rangle \langle n | \bar{u}\gamma_0 u | n \rangle} = [f_0(q_{max}^2)]^2. \quad (21)$$

The results obtained for  $f_0(q_{max}^2)$  are shown in Fig. 6, where the high precision reached ( $\lesssim 0.1\%$ ) can be appreciated.

Given the high accuracy reached at  $q_{max}^2$  as well as the closeness of the values of  $q_{max}^2$  to  $q^2 = 0$ , it is enough to study the  $q^2$ -dependence of  $f_{0,1}(q^2)$  with an accuracy of about  $10 \div 20\%$

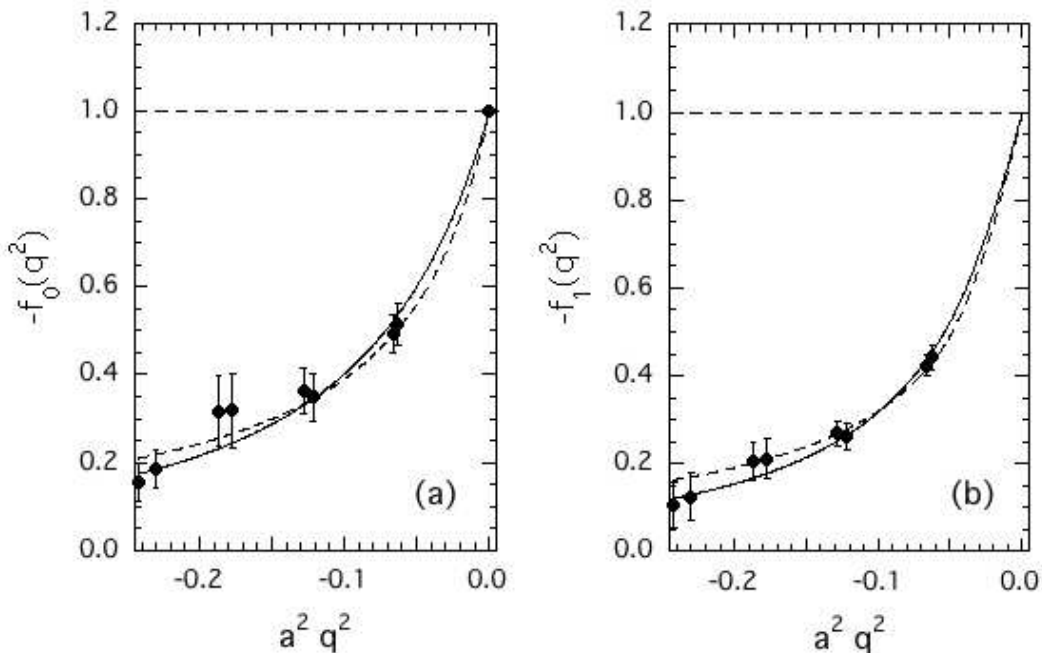


Figure 7: Results for  $f_0(q^2)$  (a) and  $f_1(q^2)$  (b) versus  $a^2 q^2$ . The dashed and solid lines represent respectively a monopole and a dipole fit to the lattice data, [see Eq. (22)].

in order to reach the percent precision on  $f_0(0)$ . As in the case of mesons, the standard form factor analysis provides values of  $f_1(q^2)$  quite well determined, whereas for  $f_0(q^2)$  one has to resort to the double ratios (9), which give access to the quantity  $f_0(q^2)/f_1(q^2)$ . In Fig. 7 we present the values of  $f_0(q^2)$  and  $f_1(q^2)$  obtained for a specific combination of quark masses. The points are paired because both  $\Sigma^- \rightarrow n$  and  $n \rightarrow \Sigma^-$  transitions are considered.

In order to get the value  $f_0(0) = f_1(0)$ , the results for  $f_0(q^2)$  and  $f_1(q^2)$  are fitted by using either a monopole or a dipole functional form,

$$F^{(mon.)}(q^2) = \frac{A}{1 - q^2/B} \quad , \quad F^{(dip.)}(q^2) = \frac{C}{(1 - q^2/D)^2} \quad , \quad (22)$$

which nicely describe the lattice data, see Fig. 7. In the case of the vector form factor, the dipole parameter  $\sqrt{D}$  agrees with the  $K^*$  meson mass within  $\simeq 15\%$  accuracy. It should be mentioned that, from a theoretical point of view, the dipole parameterization of the form factors is only meant to represent, in an effective way, the contribution of several resonances. It is found that a dipole behaviour describes well the results of the electroproduction and neutrino experiments for  $\Delta S = 0$  transitions. Thus, it might also provide a good description of the data in the  $\Delta S = 1$  case [2, 34].

In Fig. 8 we collect the results obtained for  $f_1(0)$ . They clearly exhibit the nice linear dependence expected from the AG theorem. Thus  $SU(3)$ -breaking effects are resolved with a good precision even within the limited statistics used in Ref. [21].

As already pointed out in the Introduction, the evaluation of the leading chiral correction  $f_2$  for the baryon form factor  $f_1(0)$  is more involved with respect to the case of  $K_{\ell 3}$  decays.

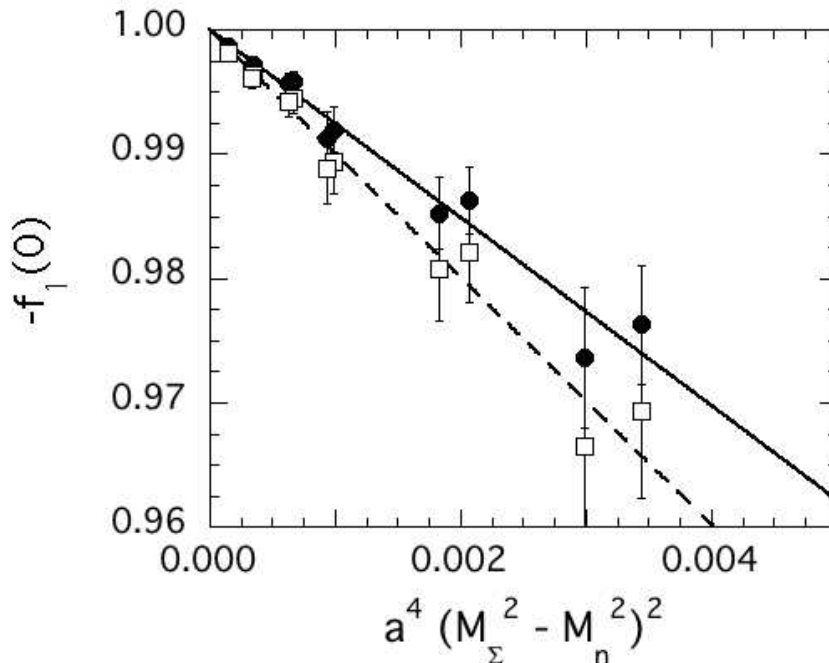


Figure 8: Results for  $f_1(0)$  versus  $a^4(M_\Sigma^2 - M_n^2)^2$ , obtained by performing a monopole (open squares) or a dipole (full circles) interpolation in  $q^2$ . The dashed and solid lines are linear fits, according to the AG theorem [7].

We believe that the high-precision results obtained for hyperon decays encourage a more refined calculation of  $f_2$ , both in the quenched and unquenched theory, which would permit to control the chiral extrapolation of  $f_1(0)$  at a level of accuracy comparable to the one achieved for  $f_+(0)$  in Ref. [16]. Work in this direction is in progress.

## 4 Conclusions

We have presented quenched lattice studies of the  $K \rightarrow \pi$  and  $\Sigma \rightarrow n$  vector form factors at zero-momentum transfer,  $f_+(0)$  and  $f_1(0)$ , respectively. Our calculations are the first ones obtained by using a non-perturbative method based only on QCD, except for the quenched approximation. The main goal is the determination of the SU(3)-breaking effects on  $f_+(0)$  and  $f_1(0)$ , which is necessary to extract  $|V_{us}|$  from  $K_{\ell 3}$  and hyperon decays. In order to reach the required level of precision we have employed the double ratio method originally proposed in Ref. [31] for the study of heavy-light form factors. We have found that this approach yields a determination of the scalar form factor  $f_0(q^2)$  at  $q^2 = q_{\max}^2$  with a statistical uncertainty well below 1% for both mesons and baryons.

A second step is the extrapolation of the scalar form factor to  $q^2 = 0$ . This has been performed by fitting the accurate results obtained using suitable double ratios of three-point correlation functions. The values of  $f_+(0)$  and  $f_1(0)$  obtained in this way are determined within the percent level of precision, which is the one required for a significant determination

of  $|V_{us}|$ .

In the case of  $K_{\ell 3}$  decays, the leading chiral artifacts of the quenched approximation, represented by  $f_2^q$ , have been corrected for by means of an analytic calculation in quenched ChPT. After this subtraction, the lattice results are smoothly extrapolated to the physical meson masses, and we obtain

$$f_+^{K^0\pi^-}(0) = 0.960 \pm 0.005_{\text{stat}} \pm 0.007_{\text{syst}} , \quad (23)$$

where the systematic error does not include an estimate of quenched effects beyond  $\mathcal{O}(p^4)$ . Removing this error represents one of the major goal of future lattice studies of  $K_{\ell 3}$  decays. In this paper we have addressed in some details the impact of the lattice result on the determination of  $|V_{us}|$ . By considering only the new experimental data on  $K_{\ell 3}$  decay widths from BNL-E865 [24], KTeV [25], NA48 [26] and KLOE [27], we find  $|V_{us}| = 0.2250 \pm 0.0021$ , in excellent agreement with CKM unitarity. The results of a preliminary lattice study of hyperon decays, based on a similar strategy, have been also presented.

## Acknowledgements

The work of G.I. and F.M. is partially supported by IHP-RTN, EC contract No. HPRN-CT-2002-00311 (EURIDICE).

## References

- [1] N. Cabibbo, Phys. Rev. Lett. **10** (1963) 531. M. Kobayashi and T. Maskawa, Prog. Theor. Phys. **49** (1973) 652.
- [2] N. Cabibbo, E.C. Swallow and R. Winston, Phys. Rev. Lett. **92** (2004) 251803 [hep-ph/0307214]; Ann. Rev. Nucl. Part. Sci. **53** (2003) 39 [hep-ph/0307298].
- [3] C. Aubin *et al.* [MILC Collaboration], hep-lat/0407028.
- [4] W. J. Marciano, hep-ph/0402299.
- [5] E. Gamiz, M. Jamin, A. Pich, J. Prades and F. Schwab, hep-ph/0408044.
- [6] PDG: S. Eidelmann *et al.*, Phys. Lett. **B592** (2004) 1.
- [7] M. Ademollo and R. Gatto, Phys. Rev. Lett. **13** (1964) 264.
- [8] H. Leutwyler and M. Roos, Z. Phys. **C25** (1984) 91.
- [9] J. Bijnens and P. Talavera, Nucl. Phys. **B669** (2003) 341 [hep-ph/0303103].
- [10] P. Post and K. Schilcher, Eur. Phys. J. **C25** (2002) 427 [hep-ph/0112352].
- [11] V. Cirigliano, H. Neufeld and H. Pichl, Eur. Phys. J. **C35** (2004) 53 [hep-ph/0401173].
- [12] M. Jamin, J. A. Oller and A. Pich, JHEP **0402** (2004) 047 [hep-ph/0401080].
- [13] J. Anderson and M.A. Luty, Phys. Rev. **D47** (1993) 4975 [hep-ph/9301219].



- [14] E. Jenkins and A.V. Manohar, Phys. Lett. **B259** (1991) 353.
- [15] J.F. Donoghue, B.R. Holstein and S.W. Klimt, Phys. Rev. **D35** (1987) 934. F. Schlumpf, Phys. Rev. **D51** (1992) 2262. R. Flores-Mendieta, E. Jenkins and A.V. Manohar, Phys. Rev. **D58** (1998) 094028.
- [16] D. Becirevic *et al.*, hep-ph/0403217. Accepted for publication on Nucl. Phys. B.
- [17] V. Lubicz *et al.*, Proceedings of *DAΦNE 2004: Physics at meson factories*, Laboratori Nazionali di Frascati (Italy), June 7-11, 2004.
- [18] D. Becirevic *et al.*, Proceedings of *VIII International Conference on "Electron-Nucleus Scattering"*, Marciana Marina (Italy), June 21-25, 2004.
- [19] D. Becirevic *et al.* [SPQ<sub>CD</sub>R Collaboration], Proceedings of *Lattice 2004*, Fermi National Accelerator Laboratory, Batavia, Illinois (USA), June 21-26, 2004.
- [20] F. Mescia, Proceedings of *ICHEP 2004*, Beijing (China), August 16-22, 2004, hep-ph/0411097.
- [21] D. Guadagnoli *et al.*, Proceedings of *Lattice 2004*, Fermi National Accelerator Laboratory, Batavia, Illinois (USA), June 21-26, 2004, hep-lat/0409048.
- [22] V. Cirigliano *et al.*, Eur. Phys. J. C **23** (2002) 121 [hep-ph/0110153].
- [23] T. C. Andre, hep-ph/0406006.
- [24] A. Sher *et al.* [E865 Collaboration], Phys. Rev. Lett. **91** (2003) 261802 and hep-ex/0307053.
- [25] T. Alexopoulos *et al.* [KTeV Collaboration], hep-ex/0406001.
- [26] A. Lai *et al.* [NA48 Collaboration], hep-ex/0410059; L. Litov, talk presented at *ICHEP 2004* (Beijing, China, August 16-22, 2004), [http://www.ihep.ac.cn/data/ichep04/ppt/8\\_cp/8-0432-litov-1.ppt](http://www.ihep.ac.cn/data/ichep04/ppt/8_cp/8-0432-litov-1.ppt)
- [27] P. Franzini, invited talk at *PIC 2004* (Boston, USA, 27-29 Jun 2004), hep-ex/0408150; M. Antonelli, talk presented at *ICHEP '04* (Beijing, China, August 16-22 2004), [http://www.ihep.ac.cn/data/ichep04/ppt/8\\_cp/8-0811-antonelli-m.pdf](http://www.ihep.ac.cn/data/ichep04/ppt/8_cp/8-0811-antonelli-m.pdf).
- [28] T. Alexopoulos *et al.* [KTeV Collaboration], hep-ex/0406003.
- [29] A. Czarnecki, W. J. Marciano and A. Sirlin, hep-ph/0406324.
- [30] G. Isidori, eConf **C0304052** (2003) WG601 [hep-ph/0311044].
- [31] S. Hashimoto *et al.*, Phys. Rev. **D61** (2000) 014502 [hep-ph/9906376].
- [32] O. P. Yushchenko *et al.*, Phys. Lett. B **581**, 31 (2004) [hep-ex/0312004]; Phys. Lett. B **589**, 111 (2004) [hep-ex/0404030].
- [33] A. Lai *et al.* [NA48 Collaboration], hep-ex/0410065.
- [34] J.-M. Gaillard and G. Sauvage, Ann. Rev. Nucl. Part. Sci. **53** (1984) 34.