

An Experimenter's View of Lattice QCD

I. Shipsey ^a

^aDepartment of Physics, Purdue University, West Lafayette, IN 47907, U.S.A.

Lattice QCD has the potential this decade to maximize the sensitivity of the entire flavor physics program to new physics and pave the way for understanding physics beyond the Standard Model at the LHC in the coming decade. However, the challenge for the Lattice is to demonstrate reliability at the level of a few per cent given a past history of 10-20% errors. The CLEO-c program at the Cornell Electron Storage Ring is providing the data that will make the demonstration possible.

1. INTRODUCTION

Lattice QCD (LQCD) is the only complete definition of perturbative and non-perturbative QCD, but is also a technique with a history of results that deviate from experiment by 10-20%. This is beginning to change. Recent advances in LQCD culminated in the precision calculations of nine, previously measured, diverse quantities [1], that agree with experiment within a few per cent. This could not have come at a better time, as the era of experimental precision quark flavor physics we are now in, depends crucially on the precise calculation of non-perturbative quantities in the beauty sector. How will the community know if the lattice calculations of these quantities are correct? Charm at threshold can provide the data necessary to test the calculations, and an experiment operating there, CLEO-c, has just begun.

1.1. Big Questions in Flavor Physics

The big questions in quark flavor physics are: (1) “What is the dynamics of flavor?” The gauge forces of the standard model (SM) do not distinguish between fermions in different generations. The electron, muon and tau all have the same electric charge, quarks of different generations have the same color charge. Why generations? Why three? (2) “What is the origin of baryogenesis?” Sakharov gave three criteria, one is CP -violation [2]. There are only three known examples of CP -violation: the Universe, and the beauty and kaon sectors. However, SM CP -violation is too small, by many orders of magnitude, to give rise to the baryon asymmetry of

the Universe. Additional sources of CP -violation are needed. (3) “What is the connection between flavor physics and electroweak symmetry breaking?” Extensions of the SM, for example supersymmetry, contain flavor and CP -violating couplings that should show up at some level in flavor physics but precision measurements and precision theory are required to detect the new physics.

1.2. Flavor Physics Today

This is the decade of precision flavor physics. In the “ $\sin 2\beta$ era”, the goal is to over-constrain the CKM matrix with a range of measurements in the quark flavor changing sector of the SM at the per cent level. If inconsistencies are found between, for example, measurements of the sides and angles of the B_d unitarity triangle, it will be evidence for new physics. Many experiments will contribute including BaBar and Belle, CDF, D0, and BTeV at Fermilab, ATLAS, CMS, and LHC-b at the LHC, CLEO-c, and experiments studying rare kaon decays.

However, the study of weak interaction phenomena, and the extraction of quark mixing matrix parameters remain limited by our capacity to deal with non-perturbative strong interaction dynamics. Current constraints on the CKM matrix are shown in Fig. 1(a). The widths of the constraints, except that of $\sin 2\beta$, are dominated by the error bars on the calculation of hadronic matrix elements. Techniques such as lattice QCD directly address strongly coupled theories and have the potential to eventually determine our progress in many areas of particle physics. Recent ad-

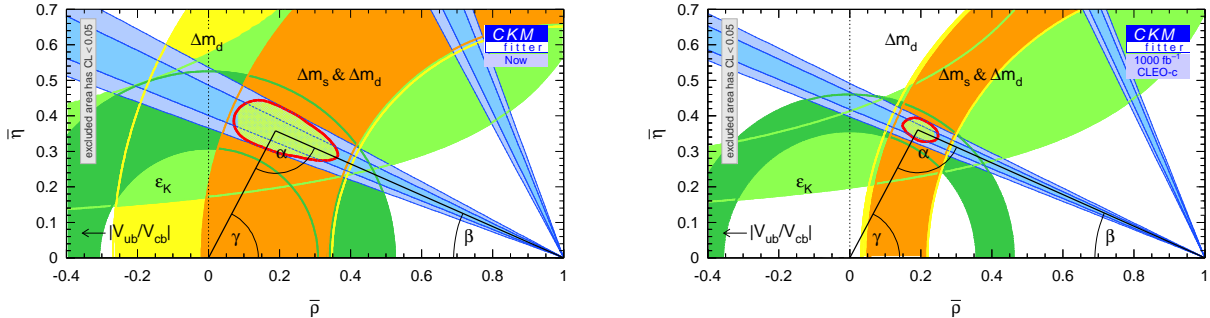


Figure 1. Lattice impact on the B_d unitarity triangle from B_d and B_s mixing, $|V_{ub}|/|V_{cb}|$, ϵ_K , and $\sin 2\beta$. (a) Summer 2004 status of the constraints. (b) Prospects under the assumption that LQCD calculations of B system decay constants and semileptonic form factors achieve the projections in Table 5.

vances in LQCD have produced calculations of non-perturbative quantities such as f_π , f_K , and heavy quarkonia mass splittings that agree with experiment [1]. Several per cent precision in charm and beauty decay constants and form factors is hoped for, but the path to higher precision is hampered by the absence of accurate charm data against which to test lattice techniques.

1.3. CLEO-c and the Lattice

To meet this challenge the CLEO collaboration has converted CLEO and CESR into a charm and QCD factory operating at charm threshold where the experimental conditions are optimal [3]. In a pilot run in 2003 CLEO-c recorded a data sample about one fiftieth of design that has already allowed the most precise measurements of several quantities that are important tests of LQCD including f_{D^+} and $\mathcal{B}(D^0 \rightarrow \pi^- e^+ \nu_e)$ or are important to set the scale for heavy quark physics including $\mathcal{B}(D^+ \rightarrow K^- \pi^+ \pi^+)$. Beginning September 2004 CLEO-c will obtain charm data samples one to two orders of magnitude larger than any previous experiment. This data has the potential to provide unique and crucial tests of LQCD with accuracies of 1-2%.

If LQCD passes the CLEO-c test, the community will have much greater confidence in lattice calculations of decay constants and semileptonic form factors in beauty physics. When these calculations are combined with 500 fb^{-1} of B factory data, and improvement in the direct measurement of $|V_{tb}|$ expected from the Teva-

tron experiments [4], they will allow a significant reduction in the size of the errors on the quark couplings $|V_{ub}|$, $|V_{cb}|$, $|V_{td}|$ and $|V_{ts}|$, quantitatively and qualitatively transforming knowledge of the B_d unitarity triangle, see Fig. 1(b), and thereby maximizing the sensitivity of heavy quark physics to new physics.

Of equal importance, LQCD combined with CLEO-c allows a significant advance in understanding and control over strongly-coupled, non-perturbative quantum field theories in general. Field theory is generic, but weak coupling is not. Two of the three known interactions are strongly coupled: QCD and gravity (string theory). An understanding of strongly coupled theories may well be a crucial element in helping to interpret new phenomena at the high energy frontier.

2. TESTS OF LQCD WITH CHARM

2.1. Decay Constants

The B_d (B_s) meson mixing probability can be used to determine $|V_{td}|$ ($|V_{ts}|$).

$$\Delta m_d \propto |V_{tb} V_{td}|^2 f_{B_d}^2 B_{B_d} \quad (1)$$

The B_d mixing rate is measured with exquisite precision (1.4%) [6] but the decay constant is calculated with a precision of about 15%. If the theoretical precision could be improved to 3%, $|V_{td}|$ would be known to about 5% without any need for improvement in the experimental measurement.

Since LQCD hopes to predict f_B/f_{D^+} with a small error, measuring f_{D^+} would allow a preci-

sion prediction for f_B . Hence a precision extraction of $|V_{td}|$ from the B_d mixing rate becomes possible. Similar considerations apply to B_s mixing once it is measured i.e. a precise determination of $f_{D_s^+}$ would allow a precision prediction for f_{B_s} and consequently a precision measurement of $|V_{ts}|$. Finally the ratio of the two neutral B meson mixing rates determines $|V_{td}|/|V_{ts}|$, but $|V_{ts}| = |V_{cb}|$ by unitarity and $|V_{cb}|$ is known to a few per cent, and so the ratio determines V_{td} . Which method of determining $|V_{td}|$ will have the greater utility depends on which combination of hadronic matrix elements have the smallest error.

Charm leptonic decays can be used to measure the charm decay constants $f_{D_s^+}$ and f_{D^+} because $|V_{cs}|$ and $|V_{cd}|$ are known from unitarity to 0.1% and 1% respectively.

$$\frac{\mathcal{B}(D^+ \rightarrow \mu\nu_\mu)}{\tau_{D^+}} = (\text{const.})f_{D^+}^2|V_{cd}|^2 \quad (2)$$

(Charge conjugation is implied throughout this paper.) The measurements also provide a precision test of the lattice calculations of $f_{D_s^+}$ and f_{D^+} . At the start of 2004 f_{D^+} was experimentally undetermined and $f_{D_s^+}$ was known to 33%.

2.2. Semileptonic form factors

V_{ub} measures the length of the side opposite the angle β in the B_d unitarity triangle and consequently it is a powerful check of the consistency of the CKM matrix paradigm of CP -violation. $|V_{ub}|$ is determined from beauty semileptonic decay

$$\frac{d\Gamma(B \rightarrow \pi e^- \bar{\nu}_e)}{dq^2} = (\text{const.})|V_{ub}|^2 f_+(q^2)^2 \quad (3)$$

The differential rate depends on a form factor, $f_+(q^2)$ that parameterizes the strong interaction non-perturbative effects. A recent representative value of $|V_{ub}|$ determined from $B \rightarrow \pi \ell^- \bar{\nu}_e$ is [5]:

$$|V_{ub}| = (3.27 \pm 0.70 \pm 0.22^{+0.85}_{-0.51}) \times 10^{-3} \quad (4)$$

where the uncertainties are experimental statistical and systematic, and from the LQCD calculation of the form factor, respectively. The large experimental errors are expected to be reduced to 5% with B factory data samples of 500fb^{-1} each, and the theory error will dominate.

Again, because the charm CKM matrix elements are known from unitarity, the differential charm semileptonic rate

$$\frac{d\Gamma(D \rightarrow \pi e^+ \nu_e)}{dq^2} = (\text{const.})|V_{cd}|^2 f_+(q^2)^2 \quad (5)$$

tests calculations of charm semileptonic form factors. Thus, a precision measurement tests the LQCD calculation of the $D \rightarrow \pi$ form factor. As the form factors governing $B \rightarrow \pi e^- \bar{\nu}_e$ and $D \rightarrow \pi e^+ \nu_e$ are related by heavy quark symmetry, the charm test gives confidence in the accuracy of the $B \rightarrow \pi$ calculation. The B factories can then use a tested LQCD prediction of the $B \rightarrow \pi$ form factor to extract a precise value of $|V_{ub}|$ from Eq. (3). At the start of 2004, $\mathcal{B}(D \rightarrow \pi e^+ \nu_e)$ had been determined to 45% [6,7], but the absolute value of the $D \rightarrow \pi$ form factor had not been measured.

3. FIRST RESULTS FROM CESR-c AND CLEO-c

The Cornell Electron Storage Ring (CESR) has been upgraded to CESR-c with the installation of 12 wiggler magnets to increase damping at low energies. Six wigglers were installed in the summer of 2003 and the remainder this summer. Between September 2003 and March 2004 a CLEO-c pilot run accumulated 57.1 pb^{-1} at the $\psi(3770)$, about three times larger than any previous sample collected at this energy. The accelerator achieved a luminosity of $L = 4.6 \times 10^{31} \text{ cm}^{-2}\text{s}^{-1}$, as anticipated. Starting in September 2004 CLEO-c will take data at $\sqrt{s} \sim 3770 \text{ MeV}$, $\sqrt{s} \sim 4140 \text{ MeV}$, and $\sqrt{s} \sim 3100 \text{ MeV}$ (J/ψ). The design luminosity at these energies ranges from $5 \times 10^{32} \text{ cm}^{-2}\text{s}^{-1}$ down to about $1 \times 10^{32} \text{ cm}^{-2}\text{s}^{-1}$ yielding 3 fb^{-1} each at the ψ'' and at $\sqrt{s} \sim 4140 \text{ MeV}$ above $D_s \bar{D}_s$ threshold, and 1 fb^{-1} at the J/ψ in a Snowmass year of 10^7 s . These integrated luminosities correspond to samples of 20 million $D\bar{D}$ pairs, 1.5 million $D_s \bar{D}_s$ pairs, and one billion J/ψ decays [3]. These datasets will exceed those of the BESII (Mark III) experiment by factors of 130 (480), 110 (310) and 20 (170), respectively.

The CLEO-c detector is a minimal modification of the well understood CLEO III detector. A

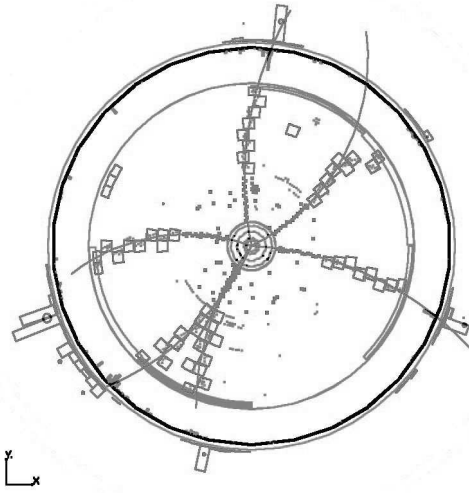


Figure 2. A CLEO-c event where $D^+ \rightarrow K^- \pi^+ \pi^+$, $D^- \rightarrow K^+ \pi^- \pi^-$.

silicon vertex detector was replaced with a small-radius low-mass drift chamber, and the magnetic field was lowered to 1.0 T from 1.5 T. CLEO-c is the first modern detector to operate at charm threshold.

3.1. Analysis Technique

There are significant advantages to running at charm threshold. As $\psi \rightarrow D\bar{D}$, the strategy is to fully reconstruct one D meson in a hadronic final state, which is referred to as the tag, and then to analyze the decay of the second D meson in the event to extract inclusive or exclusive properties. A typical event, in which both D mesons have been reconstructed, is shown in Fig. 2.

As $E_{\text{beam}} = E_D$, a requirement that the candidate have energy close to the beam energy is made, and the beam-constrained candidate mass, $M(D) = \sqrt{E_{\text{beam}}^2 - p_{\text{cand}}^2}$, is computed. The $M(D)$ distribution for the mode $D^+ \rightarrow K^- \pi^+ \pi^+$ is shown in Fig. 3. The signal to noise, which is optimal at threshold, is about 50:1.

Charm mesons have many large branching ratios to low multiplicity final states. In consequence the tagging efficiency is very high, about 25%, this should be compared to less than 1% for B tagging at a B factory.

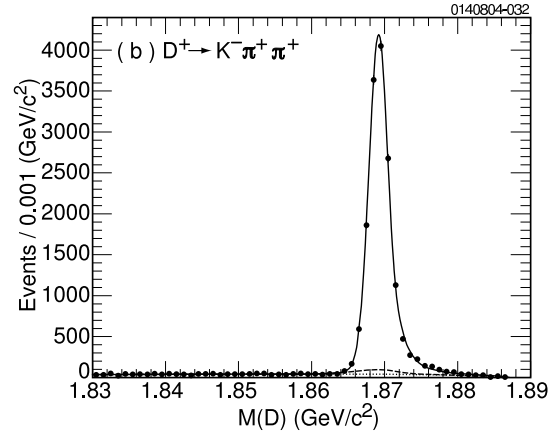


Figure 3. Distribution of calculated $M(D)$ values for single tag D candidates in the mode $D^+ \rightarrow K^- \pi^+ \pi^+$. Preliminary.

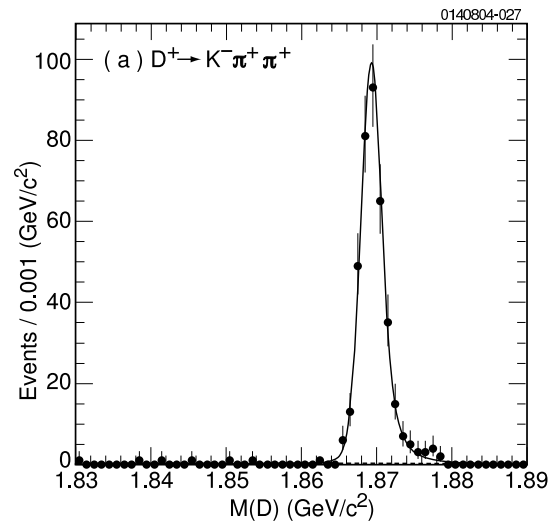


Figure 4. Projection of the double tag $D^+ D^-$ candidate masses onto the $M(D)$ axis for $D^+ \rightarrow K^- \pi^+ \pi^+$, $D^- \rightarrow K^+ \pi^- \pi^-$. Preliminary.

Tagging creates a single D meson beam of known momentum. This is a particularly favorable experimental situation. Figure 4 shows $M(D)$ of the second D meson in events where both D mesons have decayed into the $K^- \pi^+ \pi^+$ final state. These double tag events are pristine. They are key to making absolute branching frac-

Table 1

Preliminary CLEO-c absolute charm branching ratios. Further detail in Ref. [10].

Mode	\mathcal{B} (%)
$\overline{D}^0 \rightarrow K^- \pi^+$	$3.92 \pm 0.08 \pm 0.23$
$D^0 \rightarrow K^- \pi^+ \pi^0$	$14.3 \pm 0.3 \pm 1.0$
$D^0 \rightarrow K^- \pi^+ \pi^+ \pi^-$	$8.1 \pm 0.2 \pm 0.9$
$D^+ \rightarrow K^- \pi^+ \pi^+$	$9.8 \pm 0.4 \pm 0.8$
$D^+ \rightarrow K_S \pi^+$	$1.61 \pm 0.08 \pm 0.15$

tion measurements:

$$\mathcal{B}(D^+ \rightarrow K^- \pi^+ \pi^+) = \frac{N(K^- \pi^+ \pi^+)}{\epsilon(K^- \pi^+ \pi^+) \times N(D^-)} \quad (6)$$

where $N(K^- \pi^+ \pi^+)$ is the number of $D^+ \rightarrow K^- \pi^+ \pi^+$ observed in tagged events, $\epsilon(K^- \pi^+ \pi^+)$ is the reconstruction efficiency and $N(D^-)$ is the number of tagged events. In a method similar to that pioneered by Mark III [8,9], CLEO fits to the observed single tag and double tag yields for five D^+ and D^0 modes, and finds the preliminary branching ratios listed in Table 1. The statistical errors are comparable to previous measurements, while the preliminary systematic errors are likely to be reduced in the near future. This is the most precise measurement of $\mathcal{B}(D^+ \rightarrow K^- \pi^+ \pi^+)$.

The fit also returns the number of D meson pairs, from which the cross section is obtained:

$$\sigma(e^+ e^- \rightarrow D\overline{D}) = (6.06 \pm 0.13 \pm 0.32) \text{ nb} \quad (7)$$

where the uncertainties are statistical and systematic, respectively. The cross section is independent of charm branching ratios.

The CLEO-c $\psi(3770)$ integrated luminosity goal of 3 fb^{-1} may sound small compared to the 500 fb^{-1} expected at each of the B factories. The ability to perform a tagged analysis is comparable at the two facilities, however, because the tagging efficiency is about 25 times larger at a charm factory than at a B factory, and the cross section is about six times larger. Hence,

$$\frac{N(B \text{ tags at a } B \text{ factory})}{N(D \text{ tags at a charm factory})} \sim 1. \quad (8)$$

The absolute branching ratios $\mathcal{B}(D^+ \rightarrow K^- \pi^+ \pi^+)$, $\mathcal{B}(D^0 \rightarrow K^- \pi^+)$, and $\mathcal{B}(D_s^+ \rightarrow \phi \pi^+)$ are important as, currently, all other D^+ , D^0

Table 2

CLEO-c hadronic branching ratio projections. Further detail in Ref. [3].

Mode	$\delta\mathcal{B}/\mathcal{B}$ (%)	
	PDG 2004	CLEO-c
$\overline{D}^0 \rightarrow K^- \pi^+$	2.4%	0.6%
$D^+ \rightarrow K^- \pi^+ \pi^+$	6.1%	0.7%
$D_s^+ \rightarrow \phi \pi$	12.5% [11]	1.9%

and D_s^+ branching ratios are determined from ratios to one or the other of these branching fractions [6]. In consequence, nearly all branching fractions in the B and D sectors depend on these reference modes. Projections for the expected precision with which the reference branching ratios will be measured with the full CLEO-c data set are given in Table 2. CLEO-c will set the scale for all heavy quark measurements.

3.2. Measurement of the Charm Decay Constant

The measurement of the leptonic decay $D^+ \rightarrow \mu^+ \nu_\mu$ benefits from the fully tagged D^- at the $\psi(3770)$. One observes a single charged track recoiling against the tag that is consistent with a muon of the correct sign. Energetic electromagnetic showers un-associated with the tag are not allowed. The missing mass $MM^2 = m_\nu^2$ is computed; it peaks at zero for a decay where only a neutrino is unobserved. The clear definition of the initial state, the cleanliness of the tag reconstruction, and the absence of additional fragmentation tracks make this measurement straightforward and nearly background-free. The MM^2 distribution is shown in Fig. 5. There are 8 candidate signal events, and 1.07 ± 1.07 background events. After correcting for efficiency, CLEO-c finds

$$\mathcal{B}(D^+ \rightarrow \mu^+ \nu_\mu) = (3.5 \pm 1.4 \pm 0.6) \times 10^{-4}, \quad (9)$$

where the uncertainties are statistical and systematic, respectively. Under the assumption of three generation unitarity, and using the precisely known D^+ lifetime, CLEO-c obtains

$$f_{D^+} = (201 \pm 41 \pm 17) \text{ MeV}. \quad (10)$$

This is the most precise measurement of f_{D^+} [13]. The combined experimental error is 22% while

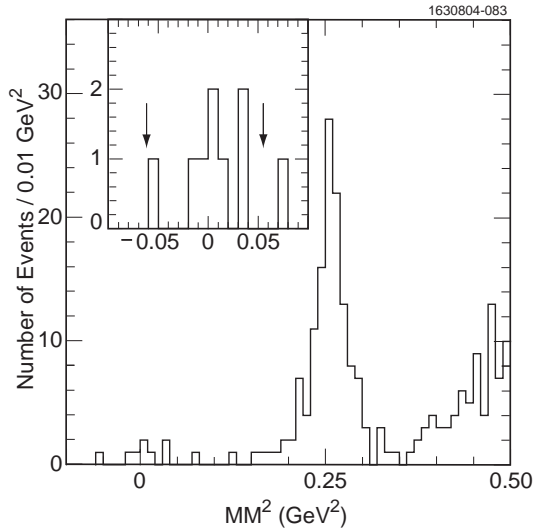


Figure 5. The MM^2 distribution in events with D^- tag, a single charged track of the correct sign, and no additional (energetic) showers. The insert shows the signal region for $D^+ \rightarrow \mu\nu\mu$. A $\pm 2\sigma$ range is indicated by the arrows. Preliminary.

the LQCD error reported at this conference is 10% [14]. With the full CLEO-c data sample a 2% error for f_{D^+} is expected. Similar precision is expected for $f_{D_s^+}$ at $\sqrt{s} = 4140$ MeV.

3.3. Measurement of the Charm Semileptonic Form Factors

The measurement of semileptonic decays is also based on the use of tagged events. A tagged event where the second D decays semileptonically is shown in Fig. 6. The analysis procedure, using $D^0 \rightarrow \pi^- e^+ \nu_e$ as an example is as follows. A positron and a hadronic track are identified recoiling against the tag. The quantity $U = E_{miss} - P_{miss}$ is calculated, where E_{miss} and P_{miss} are the missing energy and missing momentum in the event. U peaks at zero if only a neutrino is missing. The U distribution in data is shown in Fig. 7(a) where a remarkably clean signal of about 100 events is observed for $D \rightarrow \pi e^+ \nu_e$. The kinematic power of running at threshold also allows previously unobserved modes such as $D^0 \rightarrow \rho^- e^+ \nu_e$ to be eas-

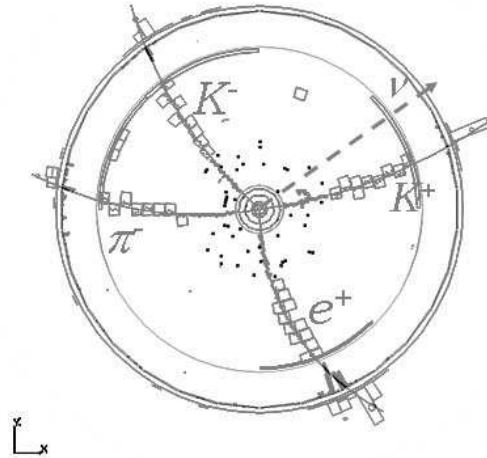


Figure 6. A CLEO-c event where $D^0 \rightarrow K^- e^+ \nu_e$, $\bar{D}^0 \rightarrow K^+ \pi^-$.

Table 3

CLEO-c charm semileptonic branching ratios. Further detail in Ref. [15].

Mode	\mathcal{B} (%)
$D^0 \rightarrow \pi^- e^+ \nu_e$	$0.25 \pm 0.03 \pm 0.25$
$D^0 \rightarrow K^- e^+ \nu_e$	$3.52 \pm 0.10 \pm 0.9$
$D^0 \rightarrow \rho^- e^+ \nu_e$	$2.07 \pm 0.28 \pm 0.18$
$D^0 \rightarrow K^{*-} e^+ \nu_e$	$0.19 \pm 0.04 \pm 0.02$

ily identified see Fig. 7(b). CLEO-c results are given in Table 3. This modest data sample has already produced the most precise determination of $\mathcal{B}(D^0 \rightarrow \pi^- e^+ \nu_e)$. With the full data set, CLEO-c will make a significant improvement in the precision with which each absolute charm semileptonic branching ratio is known, see Table 4.

The q^2 resolution is about 0.025 GeV^2 , which is more than a factor of 10 better than CLEO III which achieved a resolution of 0.4 GeV^2 [16]. This huge improvement is due to the unique kinematics at the $\psi(3770)$ resonance, i.e. that the D mesons are produced almost at rest. The combination of large statistics, and excellent kinematics will enable the absolute magnitudes and shapes of the form factors in every charm semileptonic decay to be measured, in many cases to a precision of a few

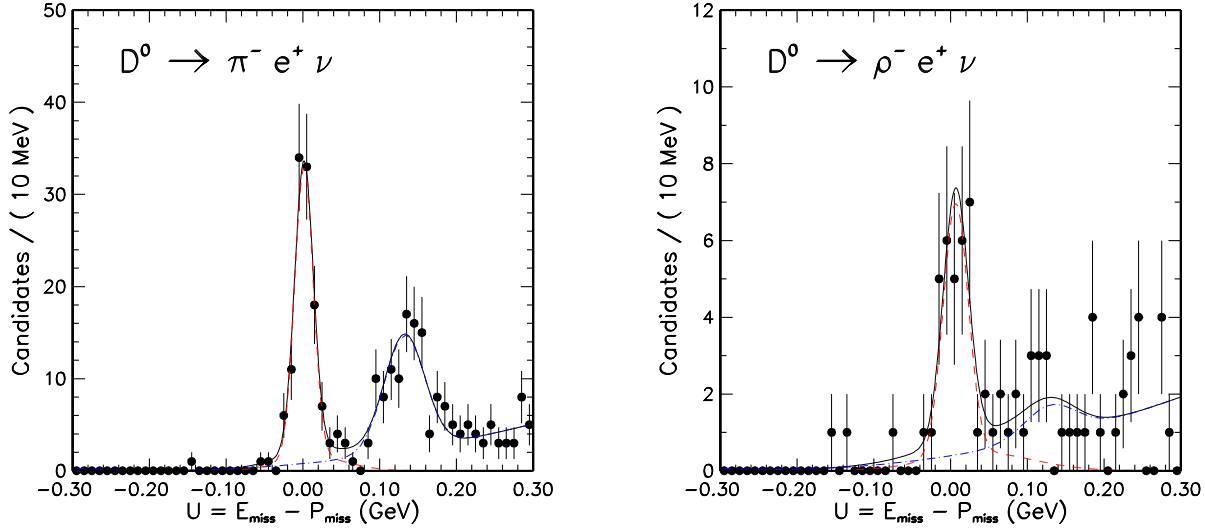


Figure 7. The $U = E_{miss} - P_{miss}$ distribution in events with a \bar{D}^0 tag, a positron, either (a) a single charged track of the correct sign or (b) a $\rho^- \rightarrow \pi^+\pi^0$, and no additional (energetic) showers. The peaks at zero and 0.13 GeV correspond to (a) $D^0 \rightarrow \pi^- e^+ \nu_e$ and $D^0 \rightarrow K^- e^+ \nu_e$ or (b) $D^0 \rightarrow \rho^- e^+ \nu_e$ and $D^0 \rightarrow K^{*-} e^+ \nu_e$. Preliminary.

Table 4
CLEO-c absolute semileptonic branching ratio projections. (Some PDG2004 values are an average of e and μ .) Further detail in Ref. [3].

Mode	$\delta\mathcal{B}/\mathcal{B}$ (%)	
	PDG 2004	CLEO-c
$D^0 \rightarrow K^- e^+ \nu_e$	5	0.4
$D^0 \rightarrow \pi^- e^+ \nu_e$	45	1.0
$D^+ \rightarrow \pi^0 e^+ \nu_e$	48	2.0
$D_s^+ \rightarrow \phi e^+ \nu_e$	25	3.1

per cent. This is a stringent test of LQCD.

By taking ratios of semileptonic and leptonic rates, CKM factors can be eliminated. Two such ratios are $\Gamma(D^+ \rightarrow \pi^0 e^+ \nu_e)/\Gamma(D^+ \rightarrow \mu\nu_\mu)$ and $\Gamma(D_s^+ \rightarrow (\eta \text{ or } \phi) e^+ \nu_e)/\Gamma(D_s^+ \rightarrow \mu\nu_\mu)$. These ratios depend purely on hadronic matrix elements and can be determined to 4% and so will test amplitudes at the 2% level. This is an exceptionally stringent test of LQCD.

If LQCD passes the experimental tests outlined above it will be possible to use the LQCD calculation of the $B \rightarrow \pi$ form factor with confidence at the B factories to extract a precision $|V_{ub}|$ from

$B \rightarrow \pi e^- \bar{\nu}_e$. BaBar and Belle will also be able to compare the LQCD prediction of the shape of the $B \rightarrow \pi$ form factor to data as an additional cross check.

Successfully passing the experimental tests will also allow CLEO-c to use LQCD calculations of the charm semileptonic form factors to directly measure $|V_{cd}|$ and $|V_{cs}|$, currently known to 7% and 11% [6], with a greatly improved precision of better than 2% for each element. This in turn allows new unitarity tests of the CKM matrix. For example, the second row of the CKM matrix can be tested at the 3% level; the first column of the CKM matrix will be tested with similar precision to the first row (which is currently the most stringent test of CKM unitarity); finally, the ratio of the long sides of the uc unitarity triangle will be tested to 1.3%.

Table 5 provides a summary of projections for the precision with which the CKM matrix elements will be determined if LQCD passes the CLEO-c tests in the D system. In the tabulation the current precision of the CKM matrix elements is obtained by considering methods appli-

Table 5

LQCD impact (in per cent) on the precision of CKM matrix elements. Further detail in Ref. [3].

	V_{cd}	V_{cs}	V_{cb}	V_{ub}	V_{td}	V_{ts}
2004	7	11	4	15	36	39
LQCD	1.7	1.6	3	5	5	5

cable to LQCD, for example the determination of $|V_{cb}|$ and $|V_{ub}|$ from inclusive decays and OPE is not included. The projections are made assuming B factory data samples of 500 fb^{-1} and improvement in the direct measurement of $|V_{tb}|$ expected from the Tevatron experiments [4].

3.4. Probing QCD with Heavy Quarkonia

Here the twin goals are to verify the theoretical tools for strongly coupled field theories and quantify the accuracy for application to flavor physics. As the same actions are used in both onia and B/D calculations, onia provide an independent calibration of c and b quark actions used in B/D physics. Heavy quarkonia is the richest calibration/testing ground for lattice techniques.

In the ψ and Υ systems there are more than thirty gold plated (few %) lattice calculations now possible. Measurements of masses and spin fine structure for S , P , and D states reveal the magnitude of relativistic corrections and the nature of confinement. The measurement of leptonic widths for S states test wave function techniques that are important for calculating decay constants, while electromagnetic transitions for $P \rightarrow S$ and $S \rightarrow P$ matrix elements are related to calculations of semileptonic form factors.

Recently, there has been an order of magnitude increase in the data available to test predictions; Upsilononia at CLEO III and charmonium at BES II and CLEO-c. One noteworthy discovery has been the observation of the 1^3D_J states. The $b\bar{b}$ system is unique as it has states with $L = 2$ that lie below the open-flavor threshold. These states are of considerable theoretical interest [17]. The mass of the $\Upsilon(1^3D_2)$ tests the lattice at large L . CLEO has observed the $\Upsilon(1^3D_2)$ state in the four-photon cascade $\Upsilon(3S) \rightarrow \gamma_1\chi'_b \rightarrow \gamma_1\gamma_2\Upsilon(3D_J) \rightarrow \gamma_1\gamma_2\gamma_3\chi_b \rightarrow \gamma_1\gamma_2\gamma_3\gamma_4\ell^+\ell^-$, finding [18] $M(\Upsilon(1^3D_2)) = (10161.1 \pm 0.6 \pm 1.6) \text{ MeV}/c^2$, in good agreement with [1]. Some

other important goals are the observation of the η_b and h_b in the Υ system and the h_c in the charmonium system.

3.5. Glueballs and hybrid states

QCD is the only known theory in nature where gauge particles can also be constituents. Glueballs and hybrids are fundamental states of the theory and the current lack of strong, unambiguous evidence for their existence is a challenge to QCD. If glueballs are observed this will be a major discovery in particle physics and a highly non-trivial test of lattice QCD [19]. The approximately one billion J/ψ produced at CLEO-c will be a glue factory to search for glueballs and other glue-rich states via $J/\psi \rightarrow \gamma gg \rightarrow \gamma X$ decays. The region $1 < M_X < 3 \text{ GeV}/c^2$ will be explored with partial wave analyses for evidence of scalar or tensor glueballs, glueball- $q\bar{q}$ mixtures, quark-gluon hybrids and other new forms of matter. The goals include the establishment of masses, widths, spin-parity quantum numbers, decay modes and production mechanisms for any identified states, a detailed exploration of reported glueball candidates such as the scalar states $f_0(1370)$, $f_0(1500)$ and $f_0(1710)$, and the examination of the inclusive photon spectrum $J/\psi \rightarrow \gamma X$ with $< 20 \text{ MeV}$ photon resolution and identification of states with up to 100 MeV width and inclusive branching ratios above 1×10^{-4} .

4. THE EXPERIMENTER'S VIEW

4.1. The bottom line

How can we be sure that if LQCD works for D mesons it will work for B mesons? Or, equivalently, are CLEO-c data sufficient to demonstrate that lattice systematic errors are under control? There are a number of reasons to answer this question in the affirmative. (1) There are two independent effective field theories: NRQCD and the Fermilab method. (2) The CLEO-c data provide many independent tests in the D system; leptonic decay rates, and semileptonic modes with rate and shape information. (3) The B factory data provide additional independent cross checks such as $d\Gamma(B \rightarrow \pi\ell\nu)/dp_\pi$. (4) Unlike models, methods used for the D/B system can be tested

in heavy onia with measurements of masses, and mass splittings, Γ_{ee} and electromagnetic transitions. (5) The main systematic errors limiting accuracy in the D/B systems are: chiral extrapolations in m_{light} , perturbation theory, and finite lattice spacing. These are similar for charm and beauty quarks. In my opinion a combination of CLEO-c data in the D systems and onia, plus information on the light quark hadron spectrum, can clearly establish whether or not lattice systematic errors are under control.

While this picture is encouraging, experimentalists also have concerns. The lattice technique is all encompassing but LQCD practitioners are very conservative about what can be calculated. Much of the excitement this summer in flavor physics revolves around whether $\sin 2\beta(\psi K_S^0) = \sin 2\beta(\phi K_S^0)$, and also the observation of A_{CP} in $B \rightarrow K\pi$ [20]. The lattice is not yet able to contribute in these areas. There is a need to move beyond gold-plated quantities in the next few years: for example resonances such as ρ , ϕ and K^* may be difficult to treat on the lattice, but they feature in many important D semileptonic decays which will be well measured by CLEO-c. There is also a pressing need to be able to calculate for states near threshold such as $\psi(2S)$ and $D_s(0)^+$, and hadronic weak decays as well.

4.2. Systematic Errors

It will take accurate and precise experimental measurements combined with accurate and precise theoretical calculations to search for new physics in the CKM matrix. Therefore, it is essential to chase down each and every source of systematic error in lattice calculations.

Usually, by far the most demanding part of a precision experimental measurement is the careful evaluation of the systematic errors. Therefore one way an experimenter evaluates the quality of a measurement is by the completeness of the systematic error analysis. As lattice results increase in precision, experimentalists will expect to see full error reporting and discussion of errors with every lattice calculation. So, with experimentalists, phenomenologists, and lattice colleagues in mind lattice results should:

1. Include a comprehensive table of systematic

errors with *every* calculation. Many calculations already have this. An error budget makes it more straightforward to compare results from different groups. It is understood that different methods will have somewhat different lists.

2. Include a statement of whether an error is Gaussian or non-Gaussian. Errors are often estimates of higher order terms in a truncated expansion, so the quoted error bar is non-Gaussian. For the statistical error a distribution could be provided.
3. Report the correlation between individual sources of systematic error (if such correlation exists).
4. Provide a total systematic error by suitably combining individual errors. This is redundant and should not replace the individual error breakdown, but certainly convenient.

4.3. Outlook

I will begin this section with a few quotes that summarize the outlook over the next few years.

“Expect to see a growing number of lattice results for gold plated quantities within the next few years with an ultimate goal of a few % errors within five years.” A prominent lattice theorist (2003).

“Prediction is better than postdiction.” Every experimentalist (every time).

“We need high precision experimental results in order to test lattice QCD, we need CLEO-c for D decays.” A prominent lattice theorist (2003).

“CLEO-c may have a few % preliminary determination of f_{D^+} as early as the summer conferences in 2005.” A CLEO-c collaboration member (summer, 2004).

A more precise unquenched lattice calculation of f_{D^+} with complete error report *before* the CLEO-c result from the first full run is announced next summer, will clearly demonstrate the *current* precision of the lattice approach to the community and give credibility to the goal of a few % errors.

A similar argument applies to the calculation of the form factors in $D \rightarrow K/\pi e \nu_e$ by summer

2005 and $f_{D_s^+}$ and form factors in D_s^+ semileptonic decays by summer 2006. It must be noted, however, that the precision of the CLEO-c results, and when that precision is reached, depend crucially on the luminosity performance of CESR-c.

5. SUMMARY

This is a special time in flavor physics. The lattice goal is to calculate to a few percent precision in the D, B, Υ , and ψ systems. CLEO-c, and later BES III, is about to provide few percent precision tests of lattice calculations in the D system and in heavy onia, which will quantify the accuracy for the application of LQCD to the B system. Then BaBar, Belle, CDF, D0, BTeV, CMS, ATLAS, and LHC-b data, in combination with LQCD will lead to a few per cent determinations of $|V_{ub}|, |V_{cb}|, |V_{td}|$, and $|V_{ts}|$.

To borrow from the title of Ref. [1]: precision LQCD confronts experiment, but equally, precision experiment confronts LQCD. The combination of LQCD and CLEO-c have the potential to maximize the sensitivity of the flavor physics program to new physics this decade and pave the way for understanding beyond the SM physics at the LHC in the coming decade.

6. ACKNOWLEDGEMENTS

I thank my colleagues on the CLEO Collaboration for allowing me to include many CLEO results in this talk. I thank Elisabetta Barberio, Tom Browder, Toru Ijima and Bruce Yabsley (Belle), David Hitlin, Jeff Richman, Brian Meadows, and David Williams (BaBar), Daniela Bortoletto, Art Garfinkel and Stefano Giagu (CDF), Vivek Jain, John Womersley, and Daria Zieminska (D0) and Ed Blucher (KTeV) for making results and projections from their respective experiments available. I am grateful to the following for valuable discussions on the relationship between the lattice and CLEO-c: Nora Brambilla, Aida El-Khadra, Andreas Kronfeld, Peter Lepage, Vittorio Lubicz, Paul Mackenzie, Roberto Mussa, Jim Napolitano, Matthias Neubert, Jon Rosner, Anders Ryd, Kam Seth, Jim Simone, Sheldon Stone, Matt Wingate, and Jim Wiss. Fi-

nally, thanks to the organizers of Lattice 2004 for a stimulating and superbly run conference.

REFERENCES

1. C.T.H. Davies *et al.* Phys. Rev. Lett. **92** (2004) 022001.
2. A.D. Sakharov, JETP Lett. **6** (1967) 24.
3. CLEO-c/CESR-c Taskforces and CLEO Collaboration, Cornell LEPP Preprint CLNS 01/1742 (2001).
4. J. Swain and I. Taylor, Phys. Rev. **D58** (1998) 093006.
5. A. Ali to appear in the Proceedings of the XXXII International Conference on High Energy Physics, Beijing, (2004).
6. S. Eidelman *et al.* Phys Lett. **B593** (2004) 1.
7. The PDG reports $\mathcal{B}(D \rightarrow \pi e^+ \nu_e)$ with an error of 20%, but the sole measurement, by the Mark III experiment, reports an error of 45%.
8. MARK III Collaboration, R.M. Baltrusaitis *et al.*, Phys. Rev. Lett. **56** (1986) 2140.
9. MARK III Collaboration, J. Adler *et al.*, Phys. Rev. Lett. **60** (1988) 89.
10. CLEO Collaboration, B.J. Eisenstein *et al.*, hep-ex/0408055
11. BaBar Collaboration, ABS11-0952 submitted to XXXII International Conference on High Energy Physics, Beijing, (2004).
12. CLEO Collaboration, D. Besson *et al.*, hep-ex/0408071.
13. Earlier this year the BES II collaboration observed three events consistent with the decay $D^+ \rightarrow \mu \nu \mu$; see G. Rong (for the BES Collaboration), hep-ex/0406027.
14. M. Wingate, these proceedings.
15. CLEO Collaboration, K.Y. Gao *et al.*, hep-ex/0408077.
16. CLEO Collaboration, G.S. Huang *et al.*, hep-ex/0407035.
17. S. Godfrey and J. L. Rosner, Phys. Rev. **D64** (2001) 097501.
18. CLEO Collaboration, G. Bonvicini *et al.* Phys. Rev. **D70** (2004) 32001.
19. C. Morningstar and M. Peardon, Phys. Rev. **D56** (1997) 4043; **D60** (1999) 34509.
20. BaBar Collaboration, B. Aubert *et al.*, hep-ex/0407057.