

Simulating lattice QCD at finite temperature and zero quark mass *

J. B. Kogut

*Dept. of Physics, University of Illinois,
1110 West Green Street, Urbana, IL 61801-3080, USA*

D. K. Sinclair

*HEP Division, Argonne National Laboratory,
9700 South Cass Avenue, Argonne, IL 60439, USA*

Abstract

We simulate lattice QCD with an irrelevant chiral 4-fermion interaction which allows us to simulate at zero quark mass. This enables us to study the finite-temperature chiral-symmetry-restoring phase transition for 2 massless quark flavours, which is believed to be second order. In particular, it enables us to estimate the critical exponents which characterize the universality class of this transition. Our earlier simulations on $N_t = 4$ and $N_t = 6$ lattices revealed that finite lattice-spacing artifacts on such coarse lattices affect the nature of the transition. We are now simulating on $N_t = 8$ lattices ($12^3 \times 8$, $16^3 \times 8$ and $24^3 \times 8$ lattices) where we expect to expose the continuum behaviour of this transition.

* talk presented by D. K. Sinclair at the Workshop on QCD in Extreme Environments, Argonne National Laboratory, 29th June to 3rd July, 2004.

I. INTRODUCTION

In the standard formulations of lattice QCD, the Dirac operator becomes singular in the chiral (zero quark mass) limit. This prevents one from simulating at zero quark mass, and makes simulations at small quark masses prohibitively expensive. In addition, since the chiral condensate vanishes on a configuration by configuration basis in this limit, even if one were able to perform zero-mass simulations, such simulations would tell us nothing about spontaneous chiral symmetry breaking.

We have modified the standard staggered-quark action for lattice QCD by the addition of a chiral 4-fermion interaction of the form of Gross-Neveu chiral extension of the Nambu-Jona-Lasinio model [1, 2, 3, 4]. The idea of combining gauge theories with 4-fermion interactions has been explored by others [5, 6, 7]. We choose our 4-fermion operator to preserve the reduced symmetries of the staggered-quark action.

This new action, by generating a chiral-symmetry preserving “dynamical quark mass”, renders the Dirac operator non-singular, even for zero quark mass. In addition, the chiral condensate also remains finite in the chiral limit on each configuration. The chiral condensate vanishes as it must on any finite lattice, because the orientation of the condensate rotates from configuration to configuration such that the average over the infinite ensemble of configurations vanishes. This method of enforcing the absence of spontaneous symmetry breaking on a finite lattice is identical to that seen in simple spin models, giving us confidence that we should be able to use this action to study critical behaviour of QCD, in the same way that these spin models allow determination of their critical behaviour using Monte-Carlo methods (see for example [8]).

Two-flavour QCD is expected to have a second-order finite temperature chiral-symmetry-restoring (deconfining) phase transition at zero quark mass. This transition is expected to lie in the universality class of the 3-dimensional $O(4)$ sigma model. With the reduced symmetry of the staggered lattice we would expect this transition to lie in the universality class of the $O(2)$ sigma model, until the lattice spacing is fine enough that the transition is sensitive to the continuum symmetry. At non-zero quark mass, this transition is expected to soften to a mere crossover. Hence to study this second order transition, it is necessary to simulate at zero quark mass (or so close to zero that the chiral extrapolation is unambiguous).

Our earlier simulations on $N_t = 4$ [1, 4] and $N_t = 6$ lattices [2, 3] showed the nature

of the transition to be sensitive to lattice artifacts on such coarse lattices. The transition for $N_t = 4$ could be made first or second order, depending on the size of the 4-fermion coupling. The $N_t = 6$ transition appeared to be second order, but the measured critical exponents were those characteristic of a tricritical point, rather than those of the $O(2)/O(4)$ spin models. We are now extending these simulations to $N_t = 8$ where the lattice artifacts will be appreciably smaller.

In section 2 we define our new, “ χ QCD”, staggered action. Section 3 describes our ongoing $N_t = 8$ simulations and presents some preliminary results. In section 4 we give our conclusions and plans for the future.

II. LATTICE QCD WITH CHIRAL 4-FERMION INTERACTIONS

The standard staggered quark action differs from the continuum action by terms $\mathcal{O}(a^2)$, where a is the lattice spacing. This means we have the freedom to add terms which only contribute at $\mathcal{O}(a^2)$ relative to the standard action, i.e. dimension 6 or higher operators. All such additions will do is change the size of the $\mathcal{O}(a^2)$ corrections and hence the approach to the continuum. However, such actions will have the same continuum limit as the standard action.

We choose to add a chiral 4-fermion interaction of the Gross-Neveu form [9, 10, 11] to the standard staggered action. Since we are interested in 2-flavour QCD, we choose an action whose naive continuum form would be

$$\mathcal{L}_f = \bar{\psi}(\not{D} + m)\psi - \frac{\lambda^2}{6N_{2 \times 2}} [(\bar{\psi}\psi)^2 - (\bar{\psi}\gamma_5\tau_3\psi)^2]. \quad (1)$$

where $N_{2 \times 2}$ is the number of $SU(2) \times SU(2)$ flavour doublets. Since the fermion doubling in the staggered fermion lattice implementation leads naturally to 4 flavours, the actual continuum action will be

$$\mathcal{L}_f = \bar{\psi}(\not{D} + m)\psi - \frac{\lambda^2}{6N_{4 \times 4}} [(\bar{\psi}\psi)^2 - (\bar{\psi}\gamma_5\xi_5\psi)^2]. \quad (2)$$

where $N_{4 \times 4}$ is the number of $SU(4) \times SU(4)$ flavour quartets. Clearly these two forms are equivalent if we replace $\lambda^2 \rightarrow \lambda^2/2$ since $N_{4 \times 4} = N_{2 \times 2}/2$.

Now we turn to the staggered lattice implementation of QCD with such 4-fermion inter-

actions [12]. The fermion part of the action is

$$S_f = \sum_{\text{sites}} \bar{\chi} [\mathcal{D} + m + \frac{1}{16} \sum_i (\sigma_i + i\epsilon\pi_i)] \chi + \sum_{\bar{s}} \frac{1}{8} N_f \gamma (\sigma^2 + \pi^2), \quad (3)$$

where $\epsilon(x) = (-1)^{x+y+z+t}$, σ and π are auxiliary fields residing on the dual lattice and i runs over the 16 sites on the dual lattice closest to the site x . Integrating out these auxiliary fields gives the lattice version of equation 2, remembering that the total number of flavours $N_f = 4N_{4 \times 4}$. Here $\gamma = 3/\lambda^2$. Since the fermion determinant becomes real in the continuum limit, we use the determinant of $M^\dagger M$ for our simulations and take the 4th root of this determinant using the hybrid molecular-dynamics method with ‘noisy’ fermions to get $N_f = 2$. We refer to lattice QCD with this action “ χ QCD”.

It is easy to see that this action preserves the same $U(1)$ vestige of the $SU(4) \times SU(4)$ continuum chiral symmetry that is preserved by the standard staggered action at $m = 0$, which is why this particular form was chosen.

The reason it is possible to simulate this action at zero quark mass is clear in the confined phase. Here $\bar{\psi}\psi$ develops an expectation value. Hence since

$$\langle \sigma \rangle = \langle \bar{\psi}\psi \rangle / \gamma \quad (4)$$

the quark field develops an effective mass $m = \langle \sigma \rangle$, which makes the Dirac operator non-singular. What is less clear is why the Dirac operator remains non-singular in the chirally symmetric phase.

γ should be chosen large so that the 4-fermion coupling is small and thus any additional flavour symmetry breaking over that already present in the standard staggered action, is also small. In particular γ should be chosen far larger than that for which there is a bulk transition in the absence of the gauge fields. In addition we shall try to keep γ large enough that the critical value of $\beta = 6/g^2$ is not too far from that without the 4-fermion term, i.e. the gauge interactions should be primarily responsible for quark binding and chiral symmetry breaking.

III. “ χ QCD” AT FINITE TEMPERATURE.

Since $N_t = 4$ and $N_t = 6$ simulations showed evidence that the nature of the finite temperature phase transition was being affected by finite lattice spacing artifacts, we are

now simulating at $N_t = 8$. In particular we are running on $12^3 \times 8$, $16^3 \times 8$ and $24^3 \times 8$ lattices.

We are currently running at zero quark mass with $\gamma = 10$. At this γ we are able to use a molecular-dynamics time increment of $dt = 0.05$, and find that at the worst it takes 600-700 conjugate gradient iterations to invert the Dirac operator. However, because we now have a true critical point in the infinite volume limit, we have to face critical slowing down. For this reason we ran for 50,000 time units for each β in the transition region and are extending these runs to 100,000 time units.

Let us now look at our preliminary results. In figure 1 we show the Wilson Line (Polyakov Loop) and the chiral condensate as functions of β across the transition region. The chiral condensate plotted here is really $\sqrt{\langle \bar{\psi}\psi \rangle^2 - \langle \bar{\psi}\gamma_5\xi_5\psi \rangle^2}$. What we see is that the transition region, $5.530 \lesssim \beta \lesssim 5.545$, is very narrow, which explains why it is so difficult to make quantitative measurements for standard actions at non-zero quark masses. The crossover appears quite smooth which suggests that it is second order. Long-time correlations, which are apparent when one looks at the time histories of the measured observables close to the transition, also point to the transition being second order.

The chiral order parameter ‘ $\langle \bar{\psi}\psi \rangle$ ’ or ‘ $\langle \sigma \rangle$ ’ is non-zero on each configuration, but its orientation in the $(\langle \bar{\psi}\psi \rangle, i\langle \bar{\psi}\gamma_5\xi_5\psi \rangle)$ or equivalently $(\langle \sigma \rangle, \langle \pi \rangle)$ plane rotates from configuration to configuration (here the $\langle \rangle$ represents the lattice average for a given configuration). It is this rotation that makes the ensemble average zero as it must be for a finite lattice. In figure 2, we show the distribution of values of the chiral condensate during runs at several β s on a $24^3 \times 8$ lattice. What we notice for $\beta = 5.5325$ and $\beta = 5.535$ is that these points are concentrated in an annulus of non-zero radius. This is an indication that these β s lie in the low-temperature phase where the chiral order parameter is non-zero. For $\beta = 5.5375$ there is no such annulus and the distribution peaks near the origin. This suggests that $\beta = 5.5375$ lies in the high temperature phase, where the chiral order parameter is zero and chiral symmetry is restored. From these observations, we would predict that the critical β , β_c lies in the range $5.5350 \lesssim \beta_c \lesssim 5.5375$. We also note that these distributions appear to have a circular symmetry in the plane. This ensures that the ensemble average will be zero. To see the distribution in the radial coordinate more clearly we have histogrammed these distributions to equal-size bins in $\langle \bar{\psi}\psi \rangle^2 - \langle \bar{\psi}\gamma_5\xi_5\psi \rangle^2$ which yields a quantity proportional to the density in the planes of figure 2. These histograms are presented in figure 3.

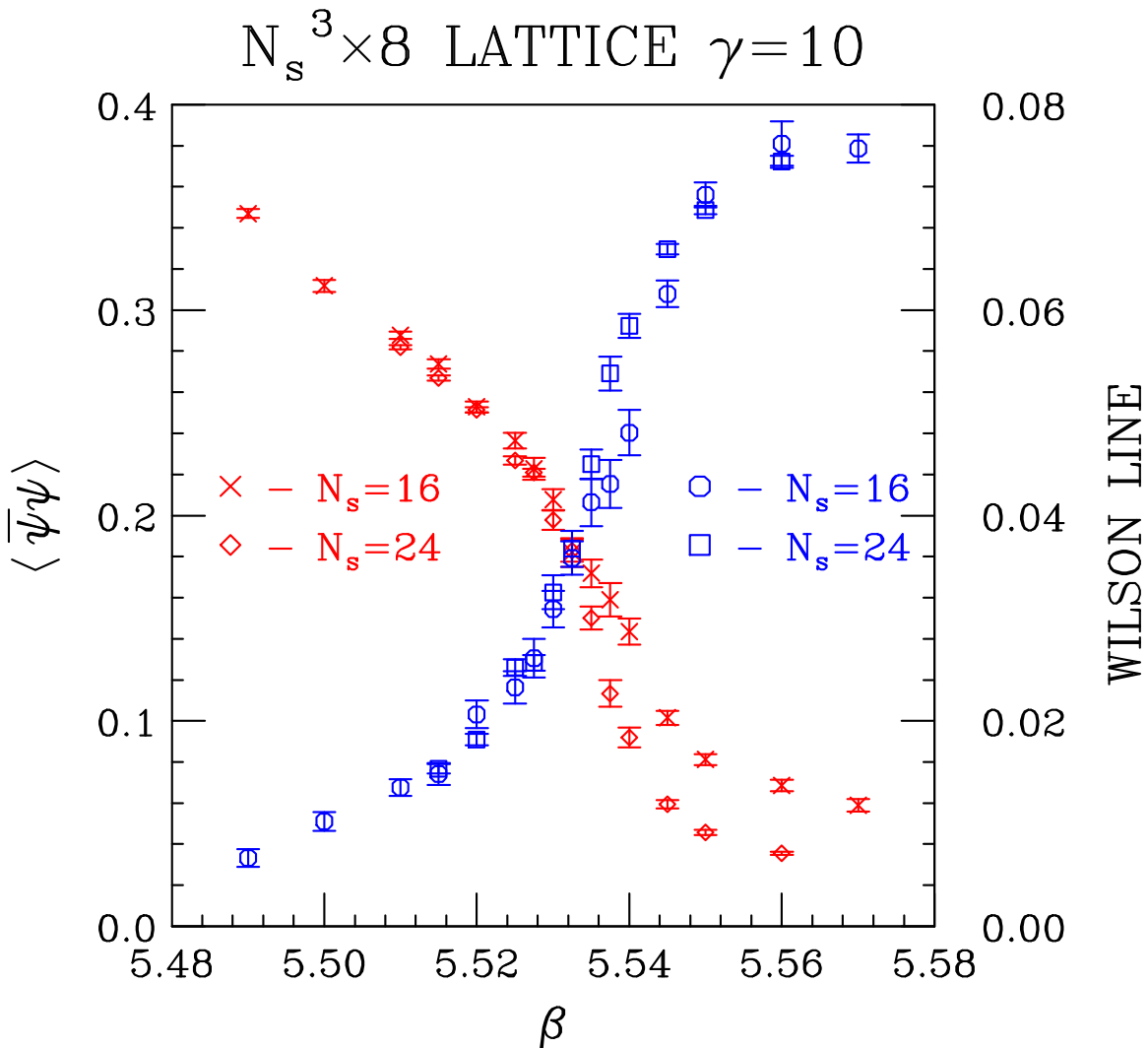


FIG. 1: Wilson Line and chiral condensates as functions of β .

Now let us examine the chiral condensate in more detail. In figure 4 we plot the chiral condensates from figure 1. Because of the way in which the chiral condensate rotates from configuration to configuration, any methods used to derive the ensemble averaged condensate which has the correct continuum limit in the ordered phase will, of necessity, smooth out the transition. It is then a matter of ‘experimentation’ to determine which method is easiest to extrapolate to the infinite volume limit. The figure shows the average of the magnitude of the condensate, which has enjoyed some success with analyzing spin models [8, 13]. The other method which we have used is to average the squares of the condensates.

To determine the first of the critical exponents β_m , we need to fit the chiral condensate

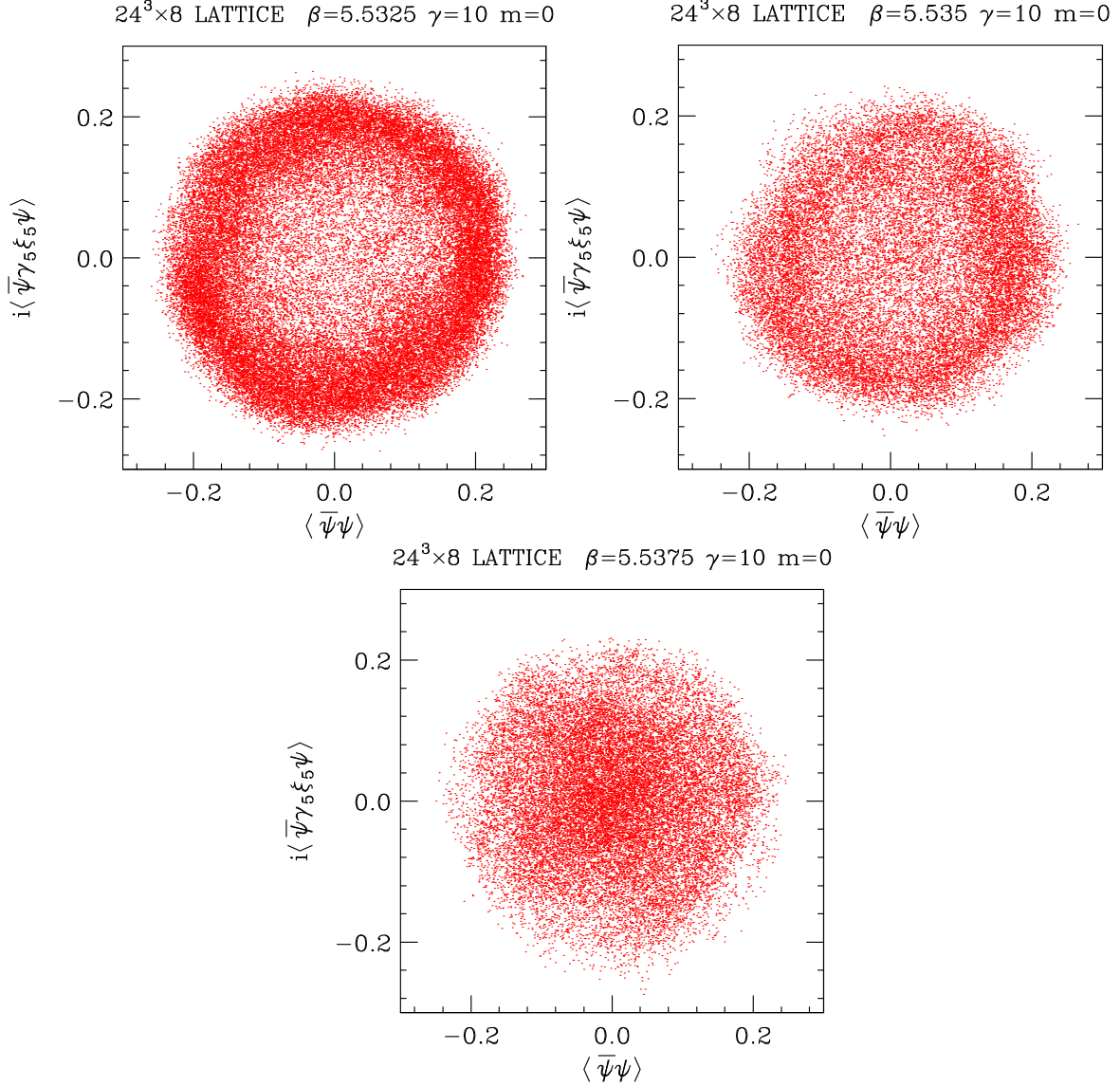


FIG. 2: Distribution of chiral condensates for a) $\beta = 5.5325$, b) $\beta = 5.535$ and c) $\beta = 5.5375$.

to the scaling form

$$\langle \bar{\psi}\psi \rangle = c(\beta - \beta_c)^{\beta_m} \quad (5)$$

for β close to β_c . β_m serves to distinguish the universality class of the transition. $\beta_m = 0.384(5)$ for $O(4)$, $\beta_m = 0.35(1)$ for $O(2)$, $\beta_m = 1/4$ for a tricritical point and $\beta_m = 1/2$ for a mean-field transition [14, 15, 16, 17, 18]. While it is doubtful if we will accumulate enough statistics to distinguish $O(2)$ from $O(4)$ behaviour, we should be able to distinguish $O(2)/O(4)$ behaviour from mean-field or tricritical behaviour.

Fitting our current $24^3 \times 8$ ‘data’ to this scaling form over the range $5.5275 \leq \beta \leq 5.5375$

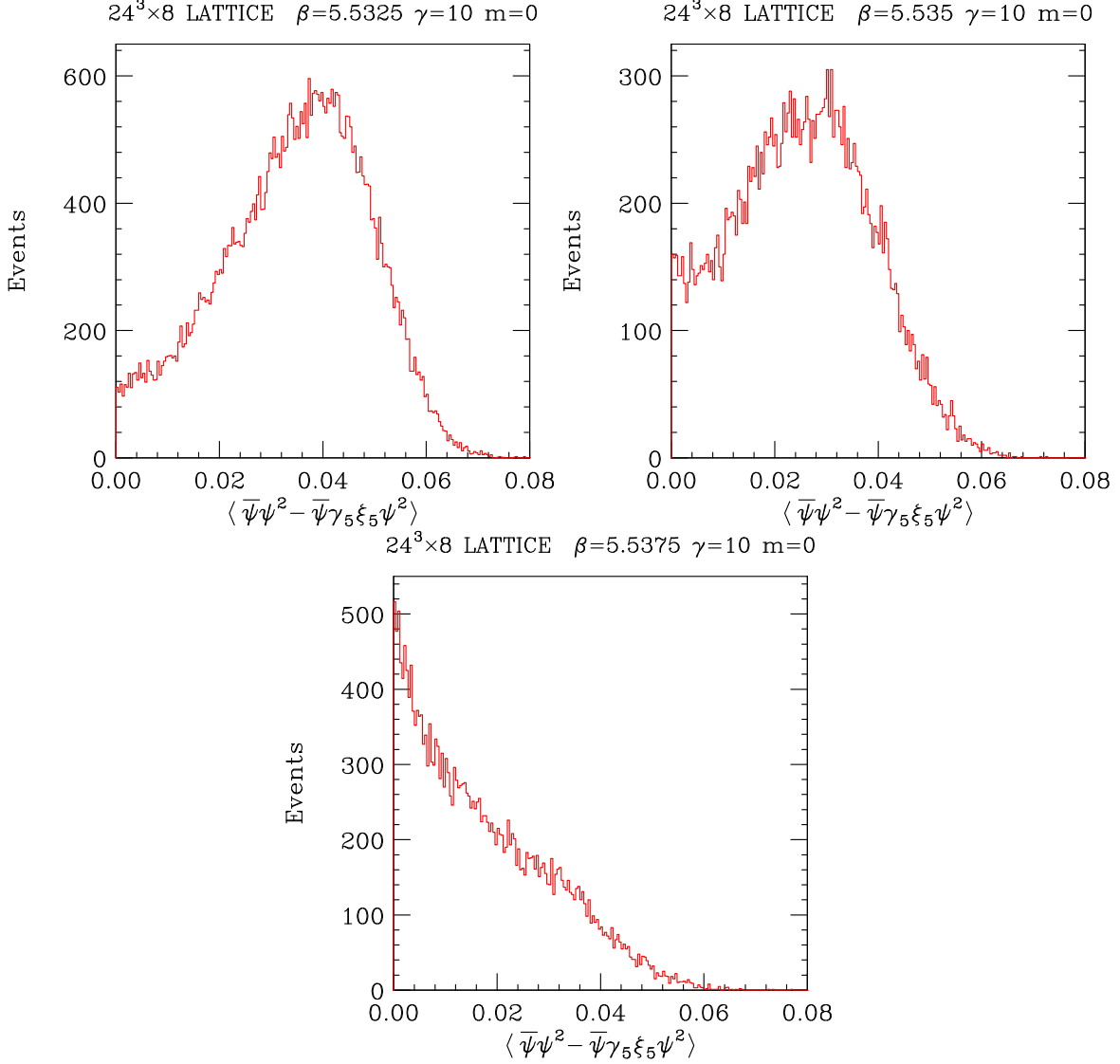


FIG. 3: Histograms of distributions of chiral condensates for a) $\beta = 5.5325$, b) $\beta = 5.535$ and c) $\beta = 5.5375$.

gives $\beta_m = 0.4(1)$. This should improve when we finish extending our statistics from 50,000 to 100,000 trajectories for all β s in the scaling window. In addition, we have yet to extract the maximum information from our ‘data’ by using Ferrenberg-Swendsen interpolation methods [19] to increase the number of β values contributing to our fit.

Another method to obtain information on the position and nature of the transition is to use 4th-order Binder cumulants for our order parameter, for several lattice sizes. The 4-th

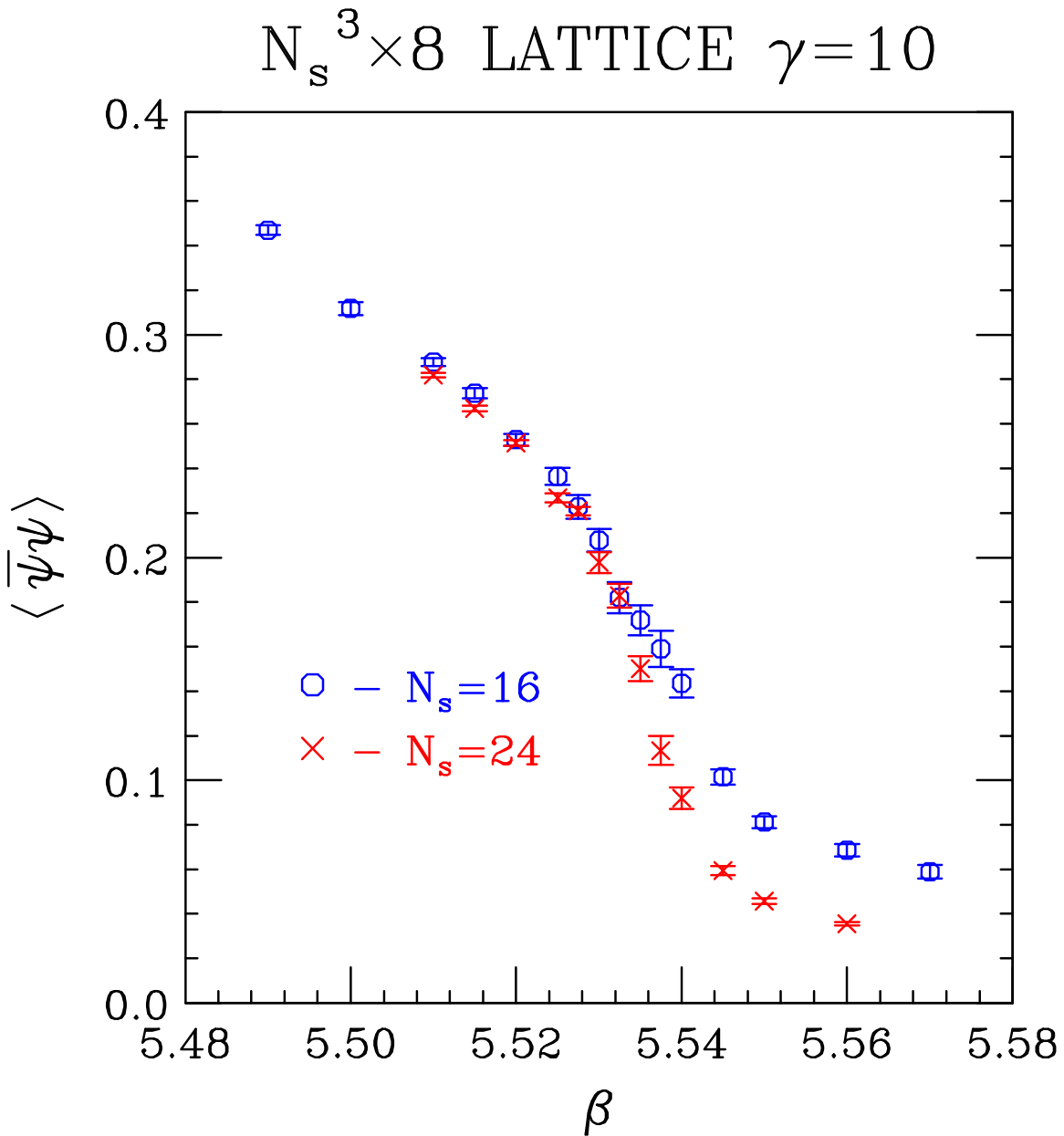


FIG. 4: Chiral condensates as functions of β .

order cumulant for the auxiliary fields is defined as [20]

$$B_4 = \frac{\langle (\bar{\sigma}^2)^2 \rangle}{\langle \bar{\sigma}^2 \rangle^2} \quad (6)$$

where $\bar{\sigma} = (\sigma, \pi)$. Here we use the auxiliary fields rather than $(\langle \bar{\psi}\psi \rangle, i\langle \bar{\psi}\gamma_5\xi_5\psi \rangle)$ because we only have a single stochastic estimator for these fermionic order parameters for each trajectory, and we would need at least 4 such estimators/configuration to be able to obtain an unbiased estimator of B_4 . Note that B_4 uses quantities measured on finite lattices,

and does not suffer from the difficulties one encounters with trying to estimate the chiral condensate itself.

$B_4 = 1.242(2)$ for $O(2)$ [8]. $B_4 = 1.460998\dots$ for a tricritical point and $B_4 = \pi/2$ for a mean-field transition [21]. $B_4 = 2$ for a crossover. $B_4 = 1$ for a first-order transition. These are all infinite volume results. While the B_4 values associated with a crossover or a first-order transition are approached slowly with increasing volume close to the second-order transition, the infinite volume value is approached rapidly with increasing volume, at the transition. As $\beta \rightarrow 0$, B_4 approaches its first-order value, while as $\beta \rightarrow \infty$ B_4 approaches its crossover value. The rate at which these values are approached as one goes away from the transition increases with increasing volume. The curves for different volumes will cross very close to the phase transition, yielding both estimates for B_4 and hence of the universality class of this critical point, and of β_c for this transition. Our preliminary results for all 3 lattice sizes are given in figure 5. Although these measurements are very noisy, the curves for the 3 lattice sizes appear to cross at $5.5325 \lesssim \beta_c \lesssim 5.5375$. The value at which they cross is uncertain enough to accommodate both $O(2)$ and tricritical behaviour.

Perhaps the best way to estimate the position of the phase transition is from the peaks of the susceptibilities. For any observable X the corresponding susceptibility is defined by

$$\chi_X = V \langle (X - \langle X \rangle)^2 \rangle. \quad (7)$$

We use Ferrenberg-Swendsen interpolation to locate the peak of the susceptibilities for the plaquette, the Wilson line and $\vec{\sigma}$. The advantage of this for determining β_c is that these peaks give estimates for the position of the transition on a finite volume, where it is merely a crossover. These β_c estimates are relatively insensitive to the lattice volume, which will make any attempt to extrapolate to infinite volume somewhat easier. For the $24^3 \times 8$ lattice we estimate $\beta_c = 5.535(1)$ while for the $16^3 \times 8$ lattice we get $\beta_c = 5.537(2)$, by this method.

IV. CONCLUSIONS

Lattice QCD, where the fermion action is modified to include a chiral 4-fermion term shows promise for determining the precise nature of the $N_f = 2$ finite temperature phase transition for massless quarks, by determining the critical exponents of this transition. The ability to work at and near $m = 0$ seems essential for extracting this critical behaviour. With

$N_s^3 \times 8$ LATTICE $\gamma=10$

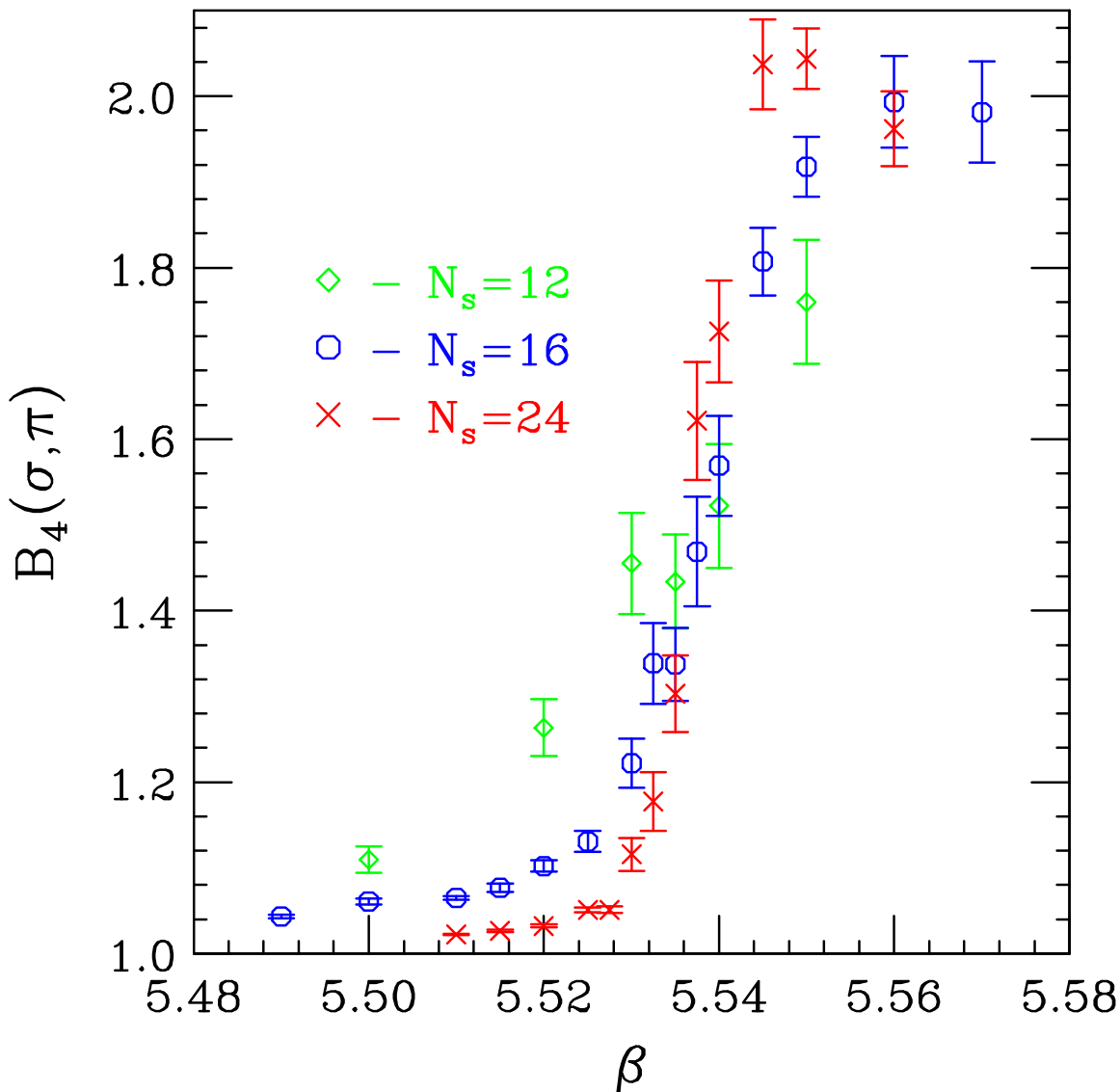


FIG. 5: Binder cumulants as functions of β .

conventional actions, the penalties for running at quark masses small enough to predict the chiral limit appear insurmountable, at least in the near future. To see this one needs only to look at the best ‘data’ currently available from simulations using state-of-the-art actions which do not permit using $m = 0$ [22]. We have already seen that simulations with $N_t = 4, 6$ lattices are plagued by finite lattice artifacts as was implicit in the analyses using standard actions. We are therefore using lattices with $N_t = 8$.

Preliminary fits to the $24^3 \times 8$ data yield critical exponent $\beta_m = 0.4(1)$, consistent with

the expected $O(2)$ or $O(4)$ values. However, with an error this large, one cannot preclude tricritical or mean-field behaviour. More statistics are needed as well as reliable extrapolations to infinite volume. Use of Ferrenberg-Swendsen interpolation, thus making more use of the limited ‘data’ we do have, is one way of effectively increasing our statistics.

The scaling window is very narrow $\Delta\beta \approx 0.01$, which is the principal reason why extrapolating from finite quark mass is extremely difficult. We are able to pinpoint the critical point from the peaks in the susceptibilities for the various observables. This method yields the best estimate of this position for a given lattice size and does not rely on some potentially unreliable infinite volume extrapolation. Since the volume dependence of β_c determined this way is minimal, this is probably also the best method for determining β_c in the infinite volume limit.

Binder cumulants show promise for determining the position and nature of the phase transition. However, these require much more statistics than we have obtained and possibly more than we can hope to obtain. They have the advantage that they make use of the chiral condensate as measured on the finite lattice, despite the fact that it averages to zero at all β s. Such are the advantages of fluctuation quantities.

We will ultimately measure other critical exponents. One such, namely δ , measures the mass dependence of the condensate at β_c . Hence this will require simulations at small but finite quark mass.

We are currently performing simulations with this action on zero temperature lattices. These simulations will calculate the spectrum of light hadrons, which should indicate the utility of this action for problems other than QCD thermodynamics, for which the ability to simulate at zero or physical quark masses is also important.

Acknowledgements

JBK was supported in part by NSF grant NSF PHY03-04252. DKS is supported by DOE contract W-31-109-ENG-38. These simulations are being performed on the IBM SP, Seaborg at NERSC, on the IBM SP, BlueHorizon and the DataStar at NPACI and on the Linux cluster, Tungsten at NCSA. Access to the NSF machines is provided through an

- [1] J. B. Kogut, J. F. Lagae and D. K. Sinclair, Phys. Rev. D **58**, 034504 (1998) [arXiv:hep-lat/9801019].
- [2] J. B. Kogut and D. K. Sinclair, Phys. Lett. B **492**, 228 (2000).
- [3] J. B. Kogut and D. K. Sinclair, “Scaling behaviour at the $N(t) = 6$ chiral phase transition for 2-flavour Phys. Rev. D **64**, 034508 (2001) [arXiv:hep-lat/0104011].
- [4] J. B. Kogut and D. K. Sinclair, arXiv:hep-lat/0211008.
- [5] K. i. Kondo, H. Mino and K. Yamawaki, Phys. Rev. D **39**, 2430 (1989).
- [6] R. C. Brower, Y. Shen and C. I. Tan, Nucl. Phys. Proc. Suppl. **34**, 210 (1994) [Int. J. Mod. Phys. C **6**, 725 (1995)] [arXiv:hep-lat/9403011].
- [7] R. C. Brower, K. Orginos and C. I. Tan, Nucl. Phys. Proc. Suppl. **42**, 42 (1995) [arXiv:hep-lat/9501026].
- [8] A. Cucchieri, J. Engels, S. Holtmann, T. Mendes and T. Schulze, J. Phys. A **35**, 6517 (2002) [arXiv:cond-mat/0202017].
- [9] D. J. Gross and A. Neveu, Phys. Rev. D **10**, 3235 (1974).
- [10] Y. Nambu and G. Jona-Lasinio, Phys. Rev. **122** (1961) 345.
- [11] Y. Nambu and G. Jona-Lasinio, Phys. Rev. **124** (1961) 246.
- [12] S. Aoki, J. Shigemitsu and J. H. Sloan, Nucl. Phys. B **372**, 361 (1992).
- [13] A. L. Talapov and H. W. J. Blote, J. Phys. A **29**, 5727 (1996) [arXiv:cond-mat/9603013].
- [14] G. Baker, D. Merion, and B. Nickel, Phys. Rev. B **17**, 1365 (1978)
- [15] J. C. Le Guillou and J. Zinn-Justin, Phys. Rev. B **21**, 3976 (1980).
- [16] K. Kanaya and S. Kaya, Phys. Rev. D **51**, 2404 (1995) [arXiv:hep-lat/9409001].
- [17] P. Butera and M. Comi, Phys. Rev. B **52**, 6185 (1995) [arXiv:hep-lat/9505027].
- [18] I. D. Lawrie and S. Sarbach, in Phase Transitions and Critical Phenomena, Volume 9 (Academic Press, London, 1984)
- [19] A. M. Ferrenberg and R. H. Swendsen, Phys. Rev. Lett. **61**, 2635 (1988).
- [20] K. Binder, Z. Phys. B **43**, 119 (1981).
- [21] A. Lipowski and M. Droz, Phys. Rev. E **66**, 016118 (2002).
- [22] C. Bernard *et al.* [MILC Collaboration], arXiv:hep-lat/0405029.