

Chiral symmetry breaking at large N_c

R. Narayanan

Department of Physics,
Florida International University,
Miami, FL 33199
rajamani.narayanan@fiu.edu

H. Neuberger

Rutgers University,
Department of Physics and Astronomy,
Piscataway, NJ 08855
neuberger@physics.rutgers.edu

Abstract

We present numerical evidence for the hypothesis that, in the planar limit, four dimensional Euclidean Yang-Mills theory on a finite symmetrical four-torus breaks chiral symmetry spontaneously when the length of the sides l is larger than a critical value l_c with a bilinear condensate whose value is independent of l . Therefore spontaneous symmetry breaking occurs at finite volume and infinite N_c reduction holds for the chiral condensate.

I. INTRODUCTION.

The sum of pure gauge connected vacuum Feynman diagrams goes as N_c^2 at fixed 't Hooft coupling, $\lambda = g^2 N_c$ [1]. Fermions make a contribution that goes only as N_c . Similar behavior occurs in the strong coupling expansion on the lattice. In short, the mere fact that there are order N_c^2 gluons and only order N_c fermions indicates that at leading order in N_c fermions propagate in a medium determined by pure gauge theory, with no “back reaction” from the fermions.

Until recently, QCD oriented computer simulations were done in the so called quenched (valence) approximation where the fermionic determinant is set to unity. Thus, the fermionic “back reaction” is eliminated by hand. Results, perhaps surprisingly, came out quite close to experiment. One way to understand this is to argue as in the previous paragraph, and then assert that this specific property of the planar limit holds approximately also at $N_c = 3$. The valence approximation is not self-consistent for any finite N_c and does not make up an acceptable field theory. The main problems occur for massless quarks: the fermion determinant can be zero exactly for massless quarks and there are symmetries obeyed by the massless fermion propagator but violated by the determinant (anomalies). These properties are important and get lost when the fermion determinant is replaced by unity. If in Nature all quarks were very massive relative to Λ_{QCD} , the quantitative success of the valence approximation would be easy to understand without appealing to the large N_c expansion. But, the *up* and *down* quarks are much lighter than Λ_{QCD} and dominate the low energy physics of strong interactions.

Configurations for which the fermion determinant is exactly zero can be eliminated, thus redefining the quenched approximation to mean that the fermion determinant is unity for gauge fields of zero topology and zero for all other gauge fields. This augmented quenched approximation can be easily implemented on the lattice if one uses exactly chiral lattice fermions. Furthermore, simulations in the large N_c limit with massless quarks in the fundamental representation should be restricted to zero topology: The fermion determinant is zero for non-zero topology and then it obviously overcomes the pure gauge action exponent, but it is much closer to unity than the exponent of the pure gauge action for zero topology and therefore can in this case be replaced by unity at leading order in $\frac{1}{N_c}$. For practical simulations the lengths of times are such that lattice gauge configurations in one topological

sector do not evolve into another sector when N_c is large enough (depending on the lattice volume, N_c larger than order 10 eliminates topology changes). Thus, even for massive quarks one ends up working always at a unique total topology. The other problem one has with the quenched approximation at finite N_c , that of anomalies, becomes explicitly an effect of subleading order in the $\frac{1}{N_c}$ expansion. At finite N_c the inconsistency of the quenched approximation stemming from the absence of the anomaly is reflected by new chiral divergences. These divergences are absent when fermion loops are included. But these divergent terms have coefficients that explicitly vanish in the large N_c limit, validating the self-consistency of the leading term in the large N_c expansion. In short, at $N_c = \infty$, fermions are automatically “quenched”, and the field theoretical framework is intact.

In the context of QCD quenching was introduced for the simple reason that computers were not powerful enough to include the fermion determinant, while excluding this determinant produced a model that one could simulate in practice. One would guess therefore that relatively modest computer resources (by the standards of today) would suffice to numerically solve for, say, the meson spectrum of large N_c gauge theory. However, going to the large N_c limit increases computational cost, so additional insights into simplifications that occur at infinite N_c are needed to find ways to offset this.

One simplification is that one does not have to worry about attaining the “thermodynamic limit” – in the usual sense of the word – when N_c is infinite [2, 3]: When $N_c = \infty$ any Wilson loop expectation value on a finite l^4 torus does not depend on l , so long as $l > l_c$, where l_c is a fixed physical length, of order $\frac{3}{4}$ *fermi* in QCD terms. Another simplification is afforded by a specific trick, first introduced by Gross and Kitazawa [4] and later adapted to the lattice and tested in two Euclidean dimensions [5], which eliminates finite l effects also from meson propagators. The essence of this trick is to “force-feed” a differential of momenta into the two quark lines that make up the meson propagator.

A putative puzzle now presents itself threatening to invalidate the exact independence of meson propagators on l . Obviously, these propagators are strongly affected by spontaneous chiral symmetry breaking for massless quarks at any N_c , including $N_c = \infty$. But, symmetries tend not to break spontaneously in a finite volume, as can easily be checked explicitly by solving $\lambda(\vec{\Phi}^2)^2$ at infinite N , where N is the number of components of the real scalar field $\vec{\Phi}$ and the calculation is done on a finite four torus [6]. The resolution of the puzzle is simple: unlike in the case just mentioned, spontaneous chiral symmetry breakdown is induced by

the $N_c \rightarrow \infty$ limit even on a finite torus, of side l , at least so long as $l > l_c$. Moreover, the value of the traditional order parameter, the expectation value of the fermion bilinear condensate, is l independent in any well defined renormalization scheme that in itself is volume independent.

This resolution of the puzzle is the central hypothesis of the present paper. We shall present numerical evidence verifying it. Also, we shall argue that spontaneous symmetry breaking is very natural at infinite N_c , strengthening insights developed during the last decade on the connection of chiral symmetry breaking with random matrix theory. In short, spontaneous chiral symmetry breaking occurs at infinite N_c as a result of sufficient disorder, which seems to always be present so long as we have confinement, at $l > l_c$, but certainly does not require confinement.

II. SPONTANEOUS CHIRAL SYMMETRY BREAKING ON THE LATTICE.

Learning how to exactly preserve chiral symmetry on the lattice has allowed to separate the understanding of the phenomenon of spontaneous chiral symmetry breaking ($S\chi SB$) into two questions. The first asks whether $S\chi SB$ occurs at fixed lattice spacing and by what mechanism. The second asks whether the effect survives the process of taking the continuum limit, where the lattice spacing goes to zero. Because ultraviolet physics seems largely irrelevant for the infrared phenomenon of $S\chi SB$ it is widely believed that the first question addresses the more fundamental dynamical issues.

We start our study focusing on the first question. At this stage our simulations are carried out at one – relatively coarse – lattice spacing a , which, in QCD terms is about $\frac{1}{8}$ *fermi* and at zero total topology. Addressing the first question is the main objective of this paper. Subsequently, we proceed to the second question and check scaling, which is our secondary objective here. The second question is not fully addressed because we do not determine the needed mass normalization nonperturbatively. In addition, the amount of data collected at smaller lattice spacings is relatively small.

Our quarks are massless and we should only consider zero topology. However, the technique we use to establish $S\chi SB$ extends to a prediction at non-zero topology, providing a crosscheck. We crosscheck our results against a few simulations at nonzero topology. Also, since we really define the large N_c limit by taking N_c to infinity before taking the quark

mass to zero, the restriction to zero topology might be questioned. We check whether our zero quark mass results for the chiral condensate are compatible with those at finite quark mass.

In order to get some feeling whether the numerical behavior that we see is reasonable we compare our methods to the situation in two dimensions, the 't Hooft model. There the exact value of the condensate in the continuum limit is known, so we can independently judge how far astray the simulations might lead us.

The bilinear fermionic action is described by the massless overlap Dirac operator [7] D_o :

$$D_o = \frac{1+V}{2}$$

$$V^{-1} = V^\dagger = \gamma_5 V \gamma_5 = \text{sign}(H_w(M)) \gamma_5 \quad (1)$$

$H_w(M)$ is the Wilson Dirac operator at mass M , which we shall choose as $M = -1.5$. M should not be confused with the bare quark mass m , to be introduced below.

$$H_w(M) = \gamma_5 \left[M + 4 - \sum_{\mu} \left(\frac{1 - \gamma_{\mu} T_{\mu}}{2} + \frac{1 + \gamma_{\mu} T_{\mu}^{\dagger}}{2} \right) \right] \quad (2)$$

The T_{μ} matrices are the lattice generators of parallel transport and depend parametrically and analytically on the lattice links $U_{\mu}(x)$ which are $SU(N_c)$ matrices at site x associated with the link connecting site x to site $x + \hat{\mu}$, where $\hat{\mu}$ is a unit vector in the positive μ -direction.

At finite N_c and with N_f flavors we would have to take into account a factor of $[\det D_o]^{N_f}$ influencing the distribution of the gauge fields. As explained in the introduction, at zero topology and infinite N_c this factor is replaced by unity. The internal fermion-line propagator, $\frac{2}{1+V}$ is therefore not needed. For fermion lines continuing external fermion sources we are allowed to use a slightly different quark propagator [8, 9] defined by:

$$\frac{1}{A} = \frac{1 - V}{1 + V} \quad (3)$$

$A = -A^\dagger$ and anticommutes with γ_5 . The spectrum of A is unbounded, but is determined by the spectrum of V which is restricted to the unit circle. One should think of A as dimensionless, and of $|M|$ as providing the needed dimension. Up to a dimensionful unit, A should be thought of as a lattice realization of the continuum massless Dirac operator, D :

$$2|M|A \leftrightarrow D = \gamma_{\mu} \partial_{\mu} + \dots \quad (4)$$

A positive, dimensionless, quark mass is added by defining [8, 9]

$$A(\mu) = A + \mu \tag{5}$$

The relation between the bare, properly normalized, quark mass m and the parameter μ is $m = 2|M|\mu$. This can be used to define a massive overlap Dirac operator, $D_o(\mu)$, appropriate for the internal fermion lines making up the fermion determinant [8, 9].

The eigenvalues of V can be written as $-e^{-2i\theta}$. Then the eigenvalues of A are $\iota \tan \theta$. The eigenvalues of the massless overlap operator D_o are given by $\iota e^{-i\theta} \sin \theta$. For $|\theta| \ll 1$ the eigenvalues of A and D are numerically very close.

At finite N_c the occurrence of S χ SB manifests itself mathematically as a lack of commutativity of the limits $V \rightarrow \infty$ (here V is the lattice volume) and $\mu \rightarrow 0$.

$$\begin{aligned} \lim_{\mu \rightarrow 0} \lim_{V \rightarrow \infty} \frac{1}{V} \langle \text{Tr} A^{-1}(\mu) \rangle_{N_c, V} &= \hat{\Sigma} \neq 0 \\ \lim_{\mu \rightarrow 0} \langle \text{Tr} A^{-1}(\mu) \rangle_{N_c, V} &= 0 \end{aligned} \tag{6}$$

$\langle \dots \rangle$ means gauge averaging, which includes the factor $[\det D_o(\mu)]^{N_f}$ and this is an additional source of dependence on μ . The subscript “ N_c, V ” means that the average is performed on the torus of volume V at fixed and finite N_c .

As $N_c \rightarrow \infty$, $\hat{\Sigma}$ will diverge, but $\Sigma \equiv \frac{\hat{\Sigma}}{N_c}$ will have a finite limit. The hypothesis of this paper is that:

$$\begin{aligned} \lim_{\mu \rightarrow 0} \lim_{N_c \rightarrow \infty} \frac{1}{V N_c} \langle \text{Tr} A^{-1}(\mu) \rangle_{N_c, V} &= \Sigma \neq 0 \\ \lim_{\mu \rightarrow 0} \langle \text{Tr} A^{-1}(\mu) \rangle_{N_c, V} &= 0 \end{aligned} \tag{7}$$

The second line of the above two sets of equations is a direct consequence of $\gamma_5 A + A \gamma_5 = 0$. The notation also implies that Σ is independent of the volume V , meaning that $\lim_{\mu \rightarrow 0} \lim_{N_c \rightarrow \infty} \frac{1}{N_c} \langle \text{Tr} A^{-1}(\mu) \rangle_{N_c, V}$ has to come out a linear function of V with zero intercept. A somewhat superficial (but nevertheless quite convincing) argument supporting this claim starts by imagining an expansion of $\frac{1}{N_c} \langle \text{Tr} A^{-1}(\mu) \rangle_{N_c, V}$ in traces of Wilson loops, and then invokes large N_c reduction for the latter. However, the argument ignores the question whether the expansion in loops converges - a substantial issue in particular since we intend to take the bare quark mass to zero at the end.

The quantity $\hat{\Sigma}$, as defined above, diverges in the quenched approximation for finite N_c [10, 11]. However, the quantity Σ , as defined above, stays finite in the $N_c \rightarrow \infty$ limit.

We learn that we need to refine our definition of the large N_c limit for the case of massless quarks. One needs to take the limits in the following order: First one takes $N_c \rightarrow \infty$ in the 't Hooft way, at fixed number of flavors, $N_f \geq 1$, and a fixed mass, $\mu \neq 0$, and only subsequently one lets $\mu \rightarrow 0$. The first step removes the dependence on N_f . There exist other orderings of limits, in which the dependence on N_f can be preserved. With our order of limits, the independence on N_f means that one could obtain the same limit in yet another way: First one takes $N_c \rightarrow \infty$ in the 't Hooft way, for the quenched theory at a fixed mass $\mu > 0$, and only subsequently one lets $\mu \rightarrow 0$. This is the basic definition of the large N_c limit we adopt in this paper. The spectra of the massless and massive Dirac operator are trivially related in the quenched theory. Therefore, we shall see later that if we are careful about what we are doing we can get away by taking the large N_c limit of the quenched theory at $\mu = 0$ directly; what exactly we do and why will become clear only after we speak in greater detail about infrared divergences coming from quenching.

III. RANDOM MATRIX THEORY (RMT) AND S_χ SB

Clearly, the noncommutativity of limits described in the previous section implies nontrivial crossover effects in the dependence of the quantity $\langle \text{Tr} A^{-1}(\mu) \rangle_{N_c, V}$ on μ, V and N_c . This rapidly becomes a numerical burden, since isolating the right regime might require extremely large values of V (at fixed N_c) or N_c (at fixed V). Fortunately, due to the successful efforts of many workers [12], the physics of the crossover regime is quite well understood. As is usually the case, the crossover is largely universal, and, in this case, there exists a representative of its universality class given by a Gaussian random matrix model, introduced by Shuryak and Verbaarschot [13].

For $N_f \geq 1$ and finite N_c the crossover regime controlling the pair of limits $\mu \rightarrow 0$ and $V \rightarrow \infty$ can be described by traditional methods, employing chiral Lagrangians [14]. At zero topology, the dependence on μ and V in the limit $\mu \rightarrow 0$ with μV held fixed is expressed by a matrix integral over a $U(N_f)$ matrix U_0 . The role of the QCD partition function is played by Z_{eff} :

$$Z_{\text{eff}}(z) = \int dU_0 e^{z \Re \text{Tr} U_0}, \quad z = \mu V \hat{\Sigma}_{\text{eff}} \quad (8)$$

The constant $\hat{\Sigma}_{\text{eff}}$ is a parameter inherited from the complete theory. This is often quoted in continuum contexts, but also holds on the lattice. It is in the latter sense that we write

the formula here. Under the conditions stated above, $\hat{\Sigma}_{\text{eff}} = \hat{\Sigma}$.

The quenched case is formally obtained by letting N_f approach zero. This additional limit is not very well defined since theories with a fractional N_f are non-local and therefore may develop additional singularities and needs special care [15]. The quenched case can also be studied by the “supersymmetric method”, which appears more reliable [10, 16]. The upshot of such an analysis is that there are infrared renormalization effects from fluctuating fields that cannot be neglected. These effects can be absorbed into a redefinition of $\hat{\Sigma}_{\text{eff}}$, which now becomes dependent on V , complicating the formulation of the crossover effect [16]. Actually, $\hat{\Sigma}(V)$ diverges as $V \rightarrow \infty$, but the divergence is probably weak enough to allow a separation of scales which maintains the applicability of the matrix integral formula for Z_{eff} . It is somewhat unclear how solid this last claim is for finite N_c . However, things simplify again if one also expands in $\frac{1}{N_c}$. The volume dependence of $\frac{1}{N_c}\hat{\Sigma}(V)$ enters then order by order in the $\frac{1}{N_c}$ expansion. The leading term is volume independent, $\lim_{N_c \rightarrow \infty} \frac{1}{N_c}\hat{\Sigma}(V) = \Sigma$ and the first subleading term has a logarithmic dependence on V . Thus, the dependence on V disappears also in the quenched case if we take the large N_c limit. In short, the large N_c limit – as we defined it – of ordinary quenched theories is free of infrared divergences and coincides with the large N_c limit of theories with finite and fixed $N_f \geq 1$.

The formula for Z_{eff} would hold in any fundamental model that has the same flavor symmetries and breaking pattern as QCD. However, the case of QCD enjoys one special property that we have not yet exploited, namely that fermions enter the action only bilinearly. This property has been a past source of other important results, like the geometrical structure of anomalies and mass inequalities. In our context, the bilinear structure of the fermionic action, when combined with chiral effective Lagrangian techniques leads to chiral random matrix theory. This produces a more QCD specific and a more detailed understanding of the crossover regime.

The main result of chiral random matrix theory concerns the eigenvalues of the operator $A, \imath\lambda$ [12, 17]. Because of the symmetry of the spectrum, and since we are working at zero topology, we can focus on $\lambda > 0$, and order the eigenvalues as $\lambda_1 \leq \lambda_2 \leq \lambda_3 \leq \dots \leq \lambda_K$, where $K = 2N_cL^4$. As the quantity N_cL^2 increases and goes through a certain threshold more and more of the low eigenvalues attain universal distributions in terms of random variables z_k , with $z_k = \lambda_k \Sigma N_c L^4$ [32]. The z_k 's are the square roots of the ordered eigenvalues

of a matrix $C^\dagger C$, where C is a complex random matrix of size R , distributed as a Gaussian:

$$d\mu(C) = \mathcal{N} e^{-R \text{Tr} C^\dagger C} \prod_{1 \leq i \leq j \leq R} d^2 C_{ij} \quad (9)$$

At fixed lattice spacing the product $N_c L^2$ can be increased by increasing N_c at fixed L . This produces the same effect as increasing L at fixed N_c . Once λ_1 and λ_2 are determined to be jointly distributed in accordance with random matrix theory, the scaling parameter $\Sigma N_c L^4$ can be numerically extracted. This shows in detail how large N_c reduction works in this case, since the parameter Σ is defined *a priori* in the limit in which N_c and L are simultaneously infinite.

Thus, our numerical task is as follows: We first need to show that it is enough to increase N_c at fixed L to cause $\lambda_{1,2}$ to become distributed according to random matrix theory. Once this is established we should extract Σ for different values of the fixed parameter L , and show that the different numbers are the same, and therefore L -independent. Subsequently, we should check whether more traditional ways to extract Σ lead to consistent results. We have carried out the required numerical work and our results support the hypothesis of this paper. Details will be presented in section V.

Encouraged by these results, we now provide a somewhat different viewpoint. Until now we relied mainly on theoretical results that were obtained at finite N_c . At finite N_c it is unlikely that the entire Dirac operator is a random matrix in any precise sense. It is only a tiny fraction of its lowest eigenvalues that are distributed as if they were the eigenvalues of a random Dirac matrix. One could imagine framing the analysis as follows: Assume that one does the integral over all gauge fields subjected to constraints that fix $\text{Tr} A^{-2k}$ for all $K \geq k \geq 1$. This seems to define a distribution of $\{\lambda_1, \lambda_2, \dots, \lambda_K\}$. For finite N_c the number K is a finite fraction of the total number of gluonic degrees of freedom. The totality of $\{\lambda_k; K \geq k \geq 1\}$ contains as much information as a full fledged (highly nonlocal) quantum field and therefore its fluctuations are not expected to have a structure largely independent of the detailed dynamics. It is therefore unlikely that the distribution of $\lambda_1, \lambda_2, \dots, \lambda_K$ have eigenvalue repulsion of the universal type for all adjacent eigenvalues.

However, at infinite N_c , K is a vanishing fraction of the total number of degrees of freedom since K is linear in N_c and there are order N_c^2 gauge degrees of freedom. It is now more likely that the simplest possibility holds: as the size of A goes to infinity the repulsion between

all adjacent eigenvalues is of the universal type. At zero topology A has the structure

$$A = \begin{pmatrix} 0 & C \\ -C^\dagger & 0 \end{pmatrix} \quad (10)$$

C is a square matrix of size $K \times K$ and depends parametrically on the fluctuating gauge fields. (We assume that $\gamma_5 = \begin{pmatrix} 1 & 0 \\ 0 & -1 \end{pmatrix}$). As such, the distribution of C inherits an exact invariance under gauge transformations. The volume is finite, but this is not reflected by C being sparse in any precise sense. It is true that at infinite L entires of C that are far in site distance would be small: but this is not very relevant for finite L . Thus, the C -block of A is probably well described by a random matrix model with $U(K) \times U(K)$ invariance. By “well described” we mean that after “unfolding” (rescaling all eigenvalues by a local average level density) the spectrum of A will be universal in the limit $N_c \rightarrow \infty$. While the local average level density is gauge theory specific, bears all the dynamics, and in many respects is constrained by ordinary field theory universality, the local microscopic level distribution is unaffected by the gauge theory dynamics and obeys random matrix universality. We believe that many more matrix observables in large N_c gauge theory exist, obeying such dual universalities. The Dirac operator is, we conjecture, a nice example of this concept. These conjectures lead to an effective weakening of the importance of space-time locality at infinite N_c .

It has been observed long ago that $S\chi SB$ is equivalent to the statement that the density of eigenvalues of A is nonzero at very small eigenvalues, contrary to the free case, where it vanishes as $|\lambda|^3$ (in four dimensions) [19]. At finite four-volume and finite N_c this amounts to a roughly equally spaced spectrum near zero with eigenvalues and spacings of order $\frac{1}{N_c L^4}$. This kind of spectrum is obtained generically in RMT where eigenvalues repel and the spectrum tends to be rigid, with small fluctuations in the total number of eigenvalues in a given interval. Thus, RMT naturally provides $S\chi SB$. All one needs is that the randomness be sufficiently strong, and that the asymptotic order of magnitude of eigenvalues and spacings for large R , where R is the dimension of the the vector space the random matrix acts on, be given by $\frac{\text{Const.}}{R}$. This asymptotic behavior is very natural, since the basic unitary matrix V is unitary, with a spectrum restricted to the unit circle. This is what seems to happen in the $l > l_c$ phase of planar QCD on a torus of side l , where all large Wilson loops are expected to obey an area law. In short, at infinite N_c , the occurrence of $S\chi SB$ already at finite four volume is a plausible consequence of the randomness of the gauge fields.

The relevant formula from chiral RMT for our numerical work are the distributions of the two lowest eigenvalues and the distribution of their ratio in the $Q = 0$ and $Q = 1$ topological sector [17]. The distribution of the lowest scaled eigenvalue z_1 and the second scaled eigenvalue z_2 in the $Q = 0$ topological sector are given by

$$p_1(z_1) = \frac{1}{2} z_1 e^{-\frac{z_1^2}{4}} \quad (11)$$

$$p_2(z_2) = \frac{1}{4} e^{-\frac{z_2^2}{4}} z_2 \int_0^{z_2} du u [I_2^2(u) - I_1(u)I_3(u)] \quad (12)$$

The distribution of the ratio $r = \frac{z_1}{z_2}$ in the $Q = 0$ topological sector is given by

$$p(r) = \frac{1}{4} \frac{r}{(1-r^2)^2} \int_0^\infty du e^{-\frac{u^2}{4(1-r^2)}} u^3 [I_2^2(u) - I_1(u)I_3(u)] \quad (13)$$

The distribution of the lowest scaled eigenvalue z_1 and the second scaled eigenvalue z_2 in the $Q = 1$ topological sector are given by

$$p_1(z_1) = \frac{1}{2} e^{-\frac{z_1^2}{4}} z_1 I_2(z_1) \quad (14)$$

$$\begin{aligned} p_2(z_2) = \frac{1}{4} e^{-\frac{z_2^2}{4}} & \int_0^{z_2} \frac{dz_1}{z_1} \left\{ z_2 I_2(z_2) (z_2^2 - z_1^2) [I_1^2(\sqrt{z_2^2 - z_1^2}) - I_0(\sqrt{z_2^2 - z_1^2}) I_2(\sqrt{z_2^2 - z_1^2})] \right. \\ & + z_2^2 I_1(z_2) \sqrt{z_2^2 - z_1^2} [I_0(\sqrt{z_2^2 - z_1^2}) I_3(\sqrt{z_2^2 - z_1^2}) - I_1(\sqrt{z_2^2 - z_1^2}) I_2(\sqrt{z_2^2 - z_1^2})] \\ & \left. + z_2^3 I_0(z_2) [I_2^2(\sqrt{z_2^2 - z_1^2}) - I_1(\sqrt{z_2^2 - z_1^2}) I_3(\sqrt{z_2^2 - z_1^2})] \right\} \quad (15) \end{aligned}$$

The distribution of the ratio $r = \frac{z_1}{z_2}$ in the $Q = 1$ topological sector is given by

$$\begin{aligned} p(r) = \frac{1}{4r} & \int_0^\infty dz z^3 e^{-\frac{z^2}{4}} \left\{ (1-r^2) I_2(z) [I_1^2(z\sqrt{1-r^2}) - I_0(z\sqrt{1-r^2}) I_2(z\sqrt{1-r^2})] \right. \\ & + \sqrt{1-r^2} I_1(z) [I_0(z\sqrt{1-r^2}) I_3(z\sqrt{1-r^2}) - I_1(z\sqrt{1-r^2}) I_2(z\sqrt{1-r^2})] \\ & \left. + I_0(z) [I_2^2(z\sqrt{1-r^2}) - I_1(z\sqrt{1-r^2}) I_3(z\sqrt{1-r^2})] \right\} \quad (16) \end{aligned}$$

The integrals involving modified Bessel functions were numerically evaluated to a high precision and accurate plots of the various distributions were generated.

IV. ESSENTIALS OF THE LATTICE FORMULATION.

We used the simplest, single plaquette, pure gauge Wilson action, given by

$$S = \frac{\beta}{4N_c} \sum_{x, \mu \neq \nu} Tr[U_{\mu, \nu}(x) + U_{\mu, \nu}^\dagger(x)] \quad (17)$$

$$U_{\mu, \nu}(x) = U_\mu(x) U_\nu(x + \mu) U_\mu^\dagger(x + \nu) U_\nu^\dagger(x) \quad (18)$$

We define $b = \frac{\beta}{2N_c^2} = \frac{1}{g^2 N_c}$ and take the large N_c limit with b held fixed. As usual, b determines the lattice spacing a . The lattice is a symmetric torus of side L in lattice units. The gauge fields are periodic. x is a four component integer vector labeling the site, and μ either labels a direction or denotes a unit vector in the μ direction. The link matrices $U_\mu(x)$ are in $SU(N_c)$. The total topological charge, using the ‘‘overlap’’ definition [20] with mass parameter M set to -1.5 is denoted by the integer Q .

$$Q = \frac{1}{2} \text{Tr} [H_w(M)] \quad (19)$$

We generated $SU(N_c)$ gauge field configurations at several values of b . The evaluations of fermionic observables in a given gauge field background were separated by 25 updates. In our terminology, one update of the lattice corresponds to one Cabibbo-Marinari heatbath update for each one of the $\frac{N_c(N_c-1)}{2}$ $SU(2)$ subgroups of $SU(N_c)$ for each link, followed by one full $SU(N_c)$ overrelaxation pass over the entire lattice [3]. Thermalization at a fixed L , N_c and Q was achieved by performing a total of 500 updates. The starting configuration at $Q = 0$ was

$$\begin{aligned} U_1(i_1, i_2, i_3, i_4) &= \begin{cases} 1 & \text{for } 1 \leq i_1 < L, 1 \leq i_2, i_3, i_4 \leq L \\ z_1 & i_1 = L, 1 \leq i_2, i_3, i_4 \leq L \end{cases} \\ U_2(i_1, i_2, i_3, i_4) &= \begin{cases} 1 & \text{for } 1 \leq i_2 < L, 1 \leq i_1, i_3, i_4 \leq L \\ z_2 & i_2 = L, 1 \leq i_1, i_3, i_4 \leq L \end{cases} \\ U_3(i_1, i_2, i_3, i_4) &= \begin{cases} 1 & \text{for } 1 \leq i_3 < L, 1 \leq i_1, i_2, i_4 \leq L \\ z_3 & i_3 = L, 1 \leq i_1, i_2, i_4 \leq L \end{cases} \\ U_4(i_1, i_2, i_3, i_4) &= \begin{cases} 1 & \text{for } 1 \leq i_4 < L, 1 \leq i_1, i_2, i_3 \leq L \\ z_4 & i_4 = L, 1 \leq i_1, i_2, i_3 \leq L \end{cases} \end{aligned} \quad (20)$$

where z_μ , $\mu = 1, 2, 3, 4$ are randomly chosen members of Z_{N_c} .

For a $Q = 1$ configuration we started with all links defined by the ‘‘uniform’’ instanton configuration below:

$$\begin{aligned} U_1^{i,j}(i_1, i_2, i_3, i_4) &= \begin{cases} e^{-i\frac{2\pi(i_2-1)}{L}}; & \text{for } i = j = 1; 1 \leq i_2, i_3, i_4 \leq L; i_1 = L \\ e^{i\frac{2\pi(i_2-1)}{L}}; & \text{for } i = j = 3; 1 \leq i_2, i_3, i_4 \leq L; i_1 = L \\ 1; & \text{for } i = j \neq (1, 3); 1 \leq i_1, i_2, i_3, i_4 \leq L \\ 0; & \text{elsewhere} \end{cases} \\ U_2^{i,j}(i_1, i_2, i_3, i_4) &= \begin{cases} e^{i\frac{2\pi(i_1-1)}{L^2}}; & \text{for } i = j = 1; 1 \leq i_1, i_2, i_3, i_4 \leq L \\ e^{-i\frac{2\pi(i_1-1)}{L^2}}; & \text{for } i = j = 3; 1 \leq i_1, i_2, i_3, i_4 \leq L \\ 1; & \text{for } i = j \neq (1, 3); 1 \leq i_1, i_2, i_3, i_4 \leq L \\ 0; & \text{elsewhere} \end{cases} \end{aligned}$$

$$\begin{aligned}
U_3^{i,j}(i_1, i_2, i_3, i_4) &= \begin{cases} e^{-i\frac{2\pi(i_4-1)}{L}}; & \text{for } i = j = 2; 1 \leq i_1, i_2, i_4 \leq L; i_3 = L \\ e^{i\frac{2\pi(i_4-1)}{L}}; & \text{for } i = j = 3; 1 \leq i_1, i_2, i_4 \leq L; i_3 = L \\ 1; & \text{for } i = j \neq (2, 3); 1 \leq i_1, i_2, i_3, i_4 \leq L \\ 0; & \text{elsewhere} \end{cases} \\
U_4^{i,j}(i_1, i_2, i_3, i_4) &= \begin{cases} e^{i\frac{2\pi(i_3-1)}{L^2}}; & \text{for } i = j = 2; 1 \leq i_1, i_2, i_3, i_4 \leq L \\ e^{-i\frac{2\pi(i_3-1)}{L^2}}; & \text{for } i = j = 3; 1 \leq i_1, i_2, i_3, i_4 \leq L \\ 1; & \text{for } i = j \neq (2, 3); 1 \leq i_1, i_2, i_3, i_4 \leq L \\ 0; & \text{elsewhere} \end{cases} \quad (21)
\end{aligned}$$

No tunneling during our thermalization cycle ever occurred, so the equilibrium configurations also have $Q = 1$. As is well known, during a simulation, the “overlap” topological charge will change only extremely rarely (far beyond what is observable in practice) whenever all gauge configurations produce a hermitian Wilson matrix H_w that has a finite gap around zero. At large N_c the gauge configurations come naturally out preserving this gap [5] and this explains the absence of tunneling events. In turn, the gap in the spectrum of H_w is a consequence of a gap in the eigenvalue distribution of the parallel transporters round single plaquettes. The latter have a gap because we are working in a phase which is disconnected from the regime of lattice strong coupling by a phase transition where this gap forms. The existence of a gap in H_w is of great practical value when dealing with the overlap Dirac operator because it eliminates the need to deal separately with the subspace of H_w associated with very small eigenvalues in absolute magnitude. Technically, we do not need to “project out” these states when we use the pole approximation to evaluate the action of the unitary matrix V [21]. Also, a robust gap in H_w makes the definition of Q practically unambiguous (in the sense that one can vary the parameter M in a reasonable range and the assignment of topological charge will not change). Note that at large N_c the computer cost balance between the single pass [21] and double pass [22] switches relative to $N_c = 3$ [23] and, typically, the single pass version, with Zolotarev coefficients [24], is more efficient. Single pass with too large N_c would be prohibitive because of memory considerations, but, in practice, we did not need to deal with this issue.

TABLE I: List showing the number of configurations used at different L , N_c and Q for the analysis. The table also displays results for the average of the ratio of the first eigenvalues to the second eigenvalue divided by its RMT value and the estimates of the condensate from the first and second eigenvalues.

b	L	N_c	Q	No. of conf.	$\frac{\langle \lambda_1/\lambda_2 \rangle}{\langle \lambda_1/\lambda_2 \rangle_{\text{RMT}}}$	$\Sigma_1^{1/3}$	$\Sigma_2^{1/3}$
0.346	9	11	1	96	0.99(3)	0.1551(20)	0.1553(10)
0.350	6	13	0	436	1.99(2)	0.1065(05)	0.1356(04)
0.350	6	17	0	511	1.65(2)	0.1108(08)	0.1333(05)
0.350	6	23	0	446	1.11(2)	0.1421(12)	0.1485(06)
0.350	6	29	0	599	1.06(2)	0.1419(10)	0.1450(05)
0.350	6	37	0	287	1.01(3)	0.1458(15)	0.1464(07)
0.350	6	37	1	192	1.05(2)	0.1440(13)	0.1469(07)
0.350	6	43	0	292	1.02(3)	0.1401(14)	0.1406(07)
0.350	7	17	0	346	1.07(3)	0.1376(13)	0.1412(06)
0.350	7	19	0	315	0.99(3)	0.1407(14)	0.1408(06)
0.350	7	23	0	440	1.01(3)	0.1415(12)	0.1426(05)
0.350	7	29	0	348	1.02(3)	0.1441(13)	0.1454(06)
0.350	7	29	1	288	1.04(2)	0.1403(09)	0.1426(05)
0.350	8	13	0	310	1.04(3)	0.1352(13)	0.1371(06)
0.350	8	17	0	270	1.04(3)	0.1384(15)	0.1399(07)
0.350	8	23	0	257	1.03(3)	0.1398(14)	0.1413(07)
0.350	8	23	1	288	1.01(2)	0.1418(10)	0.1426(06)
0.350	10	11	0	64	1.05(6)	0.1313(27)	0.1333(17)
0.355	8	23	0	288	1.03(3)	0.1192(13)	0.1205(05)
0.355	9	17	0	288	1.04(3)	0.1204(12)	0.1220(06)
0.355	10	13	0	288	1.09(3)	0.1118(11)	0.1160(05)
0.3585	9	17	0	336	1.10(3)	0.1083(10)	0.1121(04)
0.3585	9	23	0	300	1.03(3)	0.1062(11)	0.1078(05)

V. OVERVIEW OF NUMERICAL WORK

We started our study at a lattice gauge coupling $b = 0.350$ where the bare 't Hooft coupling is given by $g^2 N_c = \frac{1}{b}$. At this lattice coupling a lattice size of $L = 6$ is very close to critical [3]. Thus, a , the lattice spacing, is approximately given by $a = \frac{l_c}{6}$. To get some physical idea of this size in QCD terms consider $N_c = 3$ and assume $l_c = \frac{1}{T_c}$, where T_c is the pure gauge finite temperature gauge transition. This means that in QCD terms $a = \frac{1}{6T_c} \approx \frac{0.75 \text{ fermi}}{6} = \frac{1}{8} \text{ fermi}$. We kept b fixed at this value and simulated the pure gauge sector at $L = 6, 7, 8$. From the continuum viewpoint this provides for increasing physical volumes at fixed physical lattice spacing.

At each L we simulated several increasing values of N_c , until we reached a regime where the calculated $\lambda_1 \leq \lambda_2$ had a joint RMT distribution. This question was addressed in a scale independent way by considering the distribution of the ratio $r = \frac{\lambda_1}{\lambda_2}$, $p(r)dr$. The random variable r takes values in the segment $(0, 1)$ and the behavior of the distribution near 1 reflects the typical RMT eigenvalue repulsion. The behavior of the distribution near 0 is dominated by the universal features of “edge” behavior in RMT.

The point of looking at $p(r)$ is that the defining property of randomness in the context of random matrix theory is eigenvalue repulsion. The tail of the distribution of $p(r)$ near $r = 1$ reflects this repulsion best. As N_c increases at fixed L , the lowest eigenvalues of $-A^2$ enter the regime where they ought to be described by chiral random matrix theory if there is S χ SB. They enter the regime by being gradually squeezed closer together by the increase in N_c (recall that the matrix V is unitary, so its eigenvalues are restricted to the unit circle), until their distribution is totally governed by eigenvalue repulsion. This means that we expect that the approach to RMT will be by distributions $p(r)$ which show a gradual depletion close to $r = 1$, approaching the RMT prediction from above in that region, and therefore, to compensate for the fixed normalization, from below in the region of small r close to zero. This means that the average of r will approach its RMT limit from above as N_c increases.

Therefore one expects that once the empirical average of r is close to its RMT limit, the entire distribution $p(r)$ will fall into statistical agreement with the RMT prediction. This expectation was confirmed by our data. Note that using the random variable $\frac{1}{r}$ instead of r is ill advised, since then the behavior at $r = 0$ gets emphasized, and the variance of $\frac{1}{r}$

diverges. We found that we needed at least several hundred gauge field configurations to be able to make a reasonable determination that the RMT regime has been entered. In general, the fluctuations are quite large and our statistics are relatively low. To be safe, we feel one should multiply our errors by a factor of 2 to 3 in order to get some reasonably reliable confidence intervals. To check whether we are not missing some hidden effect here, we went to non-zero topology and checked whether the method of random matrix theory works similarly and consistently there. The results at nonzero topology indeed behaved as expected.

To this point we have not introduced a mass yet. To see how the large N_c limit sets in numerically we looked for a quantity that approaches Σ as $\mu \rightarrow 0$. The simplest such quantity is the bilinear condensate $\langle \bar{\psi}\psi \rangle(\mu)$, but, for nonzero μ this quantity diverges quadratically when a goes to zero. This effect indicates that we may need to subtract some large numbers from the measured value, enhancing the noise/signal ratio. We preferred a quantity with a milder behavior in the ultraviolet. We chose the zero momentum pion-pion scattering matrix element. At nonzero but small quark mass and at leading order in the $\frac{1}{N_c}$ expansion it is given by the gauge average of $Tr \left(\frac{1}{-A^2 + \mu^2} \right)^2$. One has then:

$$\lim_{\mu \rightarrow 0} \lim_{N_c \rightarrow \infty} \frac{2\mu^3}{N_c V} Tr \left(\frac{1}{-A^2 + \mu^2} \right)^2 = \Sigma \quad (22)$$

While the quantity we are looking at would still have a divergent contribution as a goes to zero, that divergence is only logarithmic, and not threatening numerically. Moreover, the numerical effort involved in evaluating the latter quantity is equal to that involved in computing the former. We found consistent results, but also learned that the random matrix method is by far more accurate as a numerical tool to establish both the presence of $S\chi SB$ and the value of the condensate.

The comparison between the direct determination of the condensate and the one via random matrix theory left us somewhat uneasy because the direct determination, in itself, did not provide convincing evidence for $S\chi SB$. To be sure, if one first postulated $S\chi SB$, the numbers were consistent with the findings using random matrix theory. Nevertheless, to reassure ourselves that nothing was wrong, we looked at identical issues in the 't Hooft model. (Although the model is in two dimensions, infinite N_c brings it closer to the planar four dimensional case, because spontaneous symmetry breaking of continuous symmetries is now an open option.) In the 't Hooft model we can calculate analytically the value of the

condensate in the continuum limit. This provides an independent check showing that our methods do yield correct results and indeed one can trust the random matrix method even when direct measurements might appear inconclusive by themselves.

We continued the zero mass analysis to finer lattices, looking at couplings $b = 0.355, 0.3585$. These couplings are chosen to be almost equal to the critical bare coupling $b_c(L)$ for sizes $L = 7, 8$ [3]. Thus, one expects the lattice quantity $\Sigma^{\frac{1}{3}}(b_c(L))$ to go as $\frac{1}{L}$ so long as the variation of the normalization constant for the pseudoscalar density varies slowly over the range.

We can estimate from 1-loop continuum perturbation theory how much one expects the renormalization constant to contribute to the variation of $\Sigma^{\frac{1}{3}}$ with lattice spacing. To get a finite continuum condensate in some renormalization scheme one needs to multiply the lattice condensate by an appropriate constant $Z_S(\lambda)$. Slightly modifying known results, we have to 1-loop:

$$Z_S(\lambda) = 1 + \lambda \left[\frac{3}{(4\pi)^2} \log(a\mu) + c \right] \quad (23)$$

Here, μ is a renormalization point and a is the lattice spacing. c is a scheme dependent constant [27], irrelevant for the estimates below. Thus,

$$\left. \frac{\partial Z_S}{\partial a} \right|_{\lambda} = \frac{3}{(4\pi)^2 b} \left(\frac{1}{a} \right) \quad (24)$$

For us the lattice spacing goes as $\frac{1}{L}$, therefore $\frac{\delta a}{a} \sim \frac{1}{7}$, and $b \sim 0.355$ results in a $\delta Z_S \sim 0.008$. The contribution coming from $\delta\lambda$ also is small. The variation δZ_s is away from a value of order unity, so contributes to the change in the condensate at the level of one percent. But, the condensate's non-anomalous scale dependence is a^3 which would amount to a non-anomalous change of about 60 percent. Within our accuracy the anomalous contribution coming from Z_S is therefore too small to be detectable. Thus, scaling will be verified just by observing the lattice $\Sigma^{\frac{1}{3}}$ go approximately as $\frac{1}{L}$.

VI. NUMERICAL RESULTS IN FOUR DIMENSIONS

A. Analysis based on chiral random matrix theory

The two lowest non-zero eigenvalues of interest of the massless Dirac operator were computed using the Ritz functional method [25] on $D_o D_o^\dagger$. We worked in a fixed chiral sector

and computed the two lowest eigenvalues of $D_o D_o^\dagger$. When $Q = 1$ we made sure to work in the chiral sector where there is no zero mode.

The two lowest eigenvalues were used to obtain an estimate of the chiral condensate in the large N_c limit. Let $\lambda_1 \leq \lambda_2$ be the two lowest eigenvalues in a fixed background gauge configuration. For large enough N_c the probability distribution of the ratio $r = \frac{\lambda_1}{\lambda_2}$ is given by a universal function that only depends on Q and is defined by chiral random matrix theory. If the probability distribution of the ratio agrees with the prediction from the chiral random matrix theory, one is confident that the distributions of the scaled eigenvalues $z_i = \lambda_i \Sigma_i N_c L^4$ should also agree with the predictions from chiral random matrix theory. If this confidence is well based we must find that Σ_1 equals Σ_2 .

For a given L , N_c and Q we defined Σ_i as the numbers that made the observed average of z_i agree with the numbers from chiral random matrix theory with a Gaussian weight as explained before. We checked to see if $\Sigma_1 = \Sigma_2$ and if the detailed scaled distribution agreed with chiral random matrix theory predictions. The list of different values of L , N_c , b and Q where we did simulations is shown in table I. For most cases, we see general agreement with chiral random matrix theory.

Fig. 1 compares our data to chiral random matrix theory for the distribution $p(r)$ in the $Q = 0$ sector for lattice size 6^4 and coupling $b = 0.350$ as N_c increases. One should keep in mind that what we are plotting are histograms, a collection of integers obtained by binning the data. The integer associated with a given bin undergoes Poissonian fluctuations, so the standard deviation is equal to the square root of the same integer. For this reason, the more populated a bin is the larger is the absolute error bar associated with it. The distributions in the different bins are somewhat correlated, but there are sizable fluctuations from bin to bin and this is expected. Even within our limited statistics it is obvious that a dramatic change in the distribution of the ratio occurs between $N_c = 17$ and $N_c = 23$, and that by $N_c = 29$ the distribution has stabilized, essentially reproducing the infinite N_c limit.

We now look at the distributions of the rescaled two eigenvalues as a function of N_c , still at $L = 6$ and $b = 0.350$ in Fig. 2 and in Fig. 3. We see that merely looking at one eigenvalue in isolation may be misleading (compare $N_c = 17$ to $N_c = 23$ for instance). A glance at table I shows that the determinations of Σ_i differ significantly between $i = 1$ and $i = 2$ for $N_c = 13, 17$ at $L = 6$, $b = 0.350$, confirming the indication from the ratio distribution. Again, the scatter in the data is consistent with Poisson statistics.

We now pursue the question of L dependence by keeping $b = 0.350$ and looking for the infinite N_c limit of the distributions and correctly rescaled eigenvalues for higher values of L . In addition, we wish to ascertain that these distributions depend on topology in the precise way RMT dictates. Moreover, as table I indicates, the numerical values of the Σ_i are topology independent within our statistics. The results we would like to look at at this point are collected in Fig. 4 (for the ratio distributions), Fig. 5 (for the smallest eigenvalue) and Fig. 6 (for the next smallest eigenvalue). Our $Q = 1$ simulations focused on a value of N_c large enough that the $Q = 0$ case is consistent with RMT already. In a marginal case consistency with RMT may not hold for $Q = 1$ even if it holds for $Q = 0$, because the two nonzero lowest eigenvalues at $Q = 1$ are repelled by the zero eigenvalue and therefore somewhat higher in magnitude than in the $Q = 0$ case. The statistical features and fluctuations at $Q = 1$ are similar to the ones at $Q = 0$.

We now pursue other values of b , at appropriate volumes and N_c values where RMT holds and we can focus on the numerical value of Σ , ultimately checking consistency with asymptotic freedom scaling. A sample of results is collected in Fig. 7 (for the ratio distributions), Fig. 8 (for the smallest eigenvalue) and Fig. 9 (for the next smallest eigenvalue).

We collect our determinations of the chiral condensate at $b = 0.350$ in Fig. 10. The data points displayed in this figure show that, within errors, $\Sigma_1 = \Sigma_2$. The errors we displayed for the Σ_i are obtained by assuming that the law of large numbers holds and the average of the individual eigenvalue is Gaussianly distributed. Our statistics are somewhat meager and therefore it is safer to view our numbers as reliable to within two or three standard deviations.

To get some feeling for the physical order of magnitudes we are getting we consider the y -axis in Fig. 10; we see that $\Sigma^{\frac{1}{3}}$ has a range of 0.142 ± 0.006 . Ignoring the scalar density renormalization factor we can get an approximate number for the continuum value of the condensate.

$$\left[\frac{\Sigma(b = 0.35)}{2|M|} \right]^{1/3} = 0.098 \pm 0.004 \quad (25)$$

where M is the Wilson mass that enters the overlap Dirac operator. We have set $M = -1.5$ in our calculations. Taking into account that the lattice critical size $L_c(b) \approx 6$ at $b = 0.350$ and assuming that $l_c T_c = 1$, we get $\Sigma_{R,\text{cont}}^{1/3}(b = 0.35) = 0.588 T_c$. Taking $T_c \approx 0.6\sqrt{\sigma} \approx 264\text{MeV}$ [26] gives $\Sigma_{R,\text{cont}}^{1/3} \approx 155\text{MeV}$. If we now assume that $N_c = 3$ is large enough to

ignore $\frac{1}{N_c}$ corrections, $\langle\bar{\psi}\psi\rangle_{N_c=3} \approx (224\text{MeV})^3$. In spite of the roughness of our assumptions, the number comes out close to experiment, but one should not make too much of this, because the renormalization factor can easily change the scale by as much as 25%.

One can try to get a rough feel for the latter effect by using tadpole improved one loop estimates [28] for Z_S in the \overline{MS} scheme [29]:

$$Z_S^{\overline{MS}}(\mu) = 1.40\left\{1 - \frac{0.006}{b}[6\log(a\mu) - 1.33]\right\} \quad (26)$$

The prefactor 1.40 is $\frac{|M|}{|M|_{\text{tad}}}$, where the tadpole-improved [28] Wilson mass is given by

$$-M_{\text{tad}} = |M|_{\text{tad}} = \frac{|M| - 4(1 - u_0)}{u_0} \quad (27)$$

u_0 is given by the fourth root of the average plaquette, a number quite close to unity. The entire one loop correction is numerically negligible for $\mu \sim 2$ GeV, so $Z_S^{\overline{MS}}(2 \text{ GeV}) = 1.40$. This increases the scale by about 12%, to $\frac{1}{N_c}\langle\bar{\psi}\psi\rangle \approx (174\text{MeV})^3$. For QCD this translates into $\langle\bar{\psi}\psi\rangle_{\text{QCD}} \approx (251\text{MeV})^3$, close to results obtained in quenched lattice QCD [30]. Obviously, before a scale can be reliably quoted one would need to determine Z_S outside perturbation theory, by more numerical work.

B. Extracting the chiral condensate from mass dependence

The conventional method to estimate the chiral condensate is to obtain a stochastic estimate of the fermion bilinear $\langle\bar{\psi}\psi\rangle(\mu)$ as a function of fermion mass μ and perform an extrapolation to zero μ . Since, strictly speaking, we define the large N_c limit of the massless theory by first keeping μ finite while taking N_c to infinity, and only subsequently taking μ to zero, the conventional method is the most conservative way to go about establishing $S\chi\text{SB}$ and estimate the order parameter $\langle\bar{\psi}\psi\rangle(0)$. However, it is not practical to make N_c large enough to disentangle the effect we are after from finite N_c effects. As we shall see, the RMT route is much better in practice at determining the infinite N_c behavior from finite N_c results.

We evaluate $\langle b|A^{\dagger-1}(\mu)A^{-1}(\mu)|b\rangle$ for a chiral ‘‘source’’ vector $|b\rangle$, randomly drawn from a Gaussian distribution, and obtain a stochastic estimate of the trace we are interested in:

$$F_1(\mu) = \text{Tr}A^{\dagger-1}(\mu)A^{-1}(\mu) \quad (28)$$

We then estimate the condensate from

$$\Sigma^{1/3} = \lim_{\mu \rightarrow 0} F_1^{1/3}(\mu). \quad (29)$$

Using one random source per configuration, we computed $F_1(\mu)$ on 48 different thermalized gauge background configurations at three different values of (L, N_c) . These simulations were all done at our chosen coupling, $b = 0.350$. The results are plotted in the three left panels of Fig. 11 and compared with the estimate of $\Sigma^{1/3}$ from the previous subsection. The stochastic estimate seems to be consistent with the estimate from chiral random matrix theory but the range covered on the y -axis is too large to make this claim convincing.

A more careful examination reveals that much of $F_1(\mu)$ comes from a free field contribution and one could subtract that free field contribution by an explicit computation, without affecting the $\mu \rightarrow 0$ limit so long as there is S χ SB. The coupling is not weak, so one must use the “right” free field case: The natural choice is to employ the tadpole-improved Wilson mass in H_w , when computing the free fermion contribution. Denoting the free field result by $F_1^f(\mu)$ we carried out the subtraction and the result is plotted in the three right panels of Fig. 11. We see that indeed $F_1(\mu)$ is dominated by the free fermion contribution and that the subtracted quantity still is consistent with the chiral random matrix theory prediction for $\Sigma^{1/3}$.

As explained in Section V, one can improve the situation by defining a quantity that has less of a divergence in the ultraviolet:

$$F_2(\mu) = 2\mu^3 \text{Tr} \left[A^{\dagger-1}(\mu) A^{-1}(\mu) \right]^2 \quad (30)$$

It is easy to see that

$$\lim_{\mu \rightarrow 0} F_2^{1/3}(\mu) = \Sigma^{1/3} \quad (31)$$

This is a particular attractive alternative, since a stochastic estimate of $F_2(\mu)$ needs no more numerical computation than what is needed for $F_1(\mu)$. We note that

$$F_2(\mu) = -2\mu^3 \frac{d}{d\mu^2} \left(\frac{F_1(\mu)}{\mu} \right) \quad (32)$$

and therefore the ultraviolet divergent term, which is linear in μ and additively contributes to $F_1(\mu)$, does not contribute to $F_2(\mu)$. The first sub-leading term in $F_2(\mu)$ is proportional to μ^3 and therefore we expect a better estimate of $\Sigma^{1/3}$ from $F_2(\mu)$. The results for $F_2(\mu)$ are plotted in the three left panels of Fig. 12; these results are obtained simultaneously

with those for $F_1(\mu)$, at no additional numerical cost. Again, the results seem consistent with the prediction obtained using chiral random matrix theory in the previous subsection. Similarly to $F_1(\mu)$, there is a “free field” contribution to $F_2(\mu)$ and we subtracted this “free part”, $F_2^f(\mu)$ (with tadpole improved parameters), by a direct computation. The resulting subtracted quantity is plotted in the three right panels of Fig. 12 and one can see that this time the subtraction had no discernible effect. As expected, the subtraction of the free field expression mainly affects the ultraviolet contribution. Consistency with the RMT results is better for $F_2(\mu)$ than for $F_1(\mu)$, but the RMT approach still appears significantly superior in practice.

C. Approximate scaling

As explained, the coarsest evidence for scaling should come by simply observing that the quantity $s(b) \equiv L_c(b) \left(\frac{\Sigma(b)}{2|M|}\right)^{\frac{1}{3}}$ stays constant as b is varied. The lattice critical size $L_c(b)$ has been determined numerically in [3] to be given by:

$$L_c(b) = (0.260 \pm 0.015) \left(\frac{11}{48\pi^2 b_I}\right)^{51/121} e^{24\pi^2 b_I/11}$$

$$b_I \equiv b \frac{b^2 - 0.58964b + 0.08467}{b^2 - 0.50227b + 0.05479} \quad (33)$$

This formula uses tadpole improvement and provides an interpolation valid for $6 \leq L_c(b) \leq 10$. For a given b the relevant calculations are carried out at $L \geq L_c(b)$.

Looking at the table we find $s(0.350) = 0.59(6)$, $s(0.355) = 0.58(6)$ and $s(0.3585) = 0.58(6)$. Even a limited investigation on a very coarse lattice gives a consistent number: $s(0.346) = 0.55(5)$. If we include the factor $Z_S^{\overline{\text{MS}}}(2 \text{ GeV}) = 1.40$, we obtain a continuum statement at infinite N_c :

$$\frac{l_c^3}{N_c} \langle \bar{\psi}\psi \rangle^{\overline{\text{MS}}}(2 \text{ GeV}) \approx (0.65)^3 \quad (34)$$

VII. NUMERICAL RESULTS IN TWO DIMENSIONS

Two dimensional large N_c QCD [31] can be used as a soluble example for the phenomenon of S χ SB at infinite N_c . In the absence of exact zero modes, just as in four dimensions, we expect RMT to work; moreover, it is the same RMT model that applies. Also, one can define in entirely analogous ways the functions F_1, F_2 . The major advantages are: simulations are

relatively very fast, enabling one to compute the entire spectrum of A and, in addition, the continuum value of Σ is known from the analytical solution of 't Hooft.

For completeness, we start with a brief derivation of the exact value of the chiral condensate in large N_c QCD [5, 31]. Taking care of the wavefunction normalization, we have

$$\text{Tr}A^{\dagger-1}(\mu)A^{-1}(\mu) = 4M^2\frac{r_0^2}{\mu_0^2} \quad (35)$$

in the limit of small quark mass, where only the first term in the infinite sum over poles is expected to contribute (for this to be true the infinite sum over poles needs to be regulated to eliminate ultraviolet divergences - because the underlying model is renormalizable, it does not matter how exactly this regularization is done) and r_0 is the corresponding residue. μ_0^2 is the ‘‘pion’’ mass squared. The quark mass is related to μ by $m_q = 2|M|\mu$. The quark mass in units of the gauge coupling is given by a dimensionless parameter γ :

$$m_q = \frac{\sqrt{\gamma}}{\sqrt{2\pi b}} \quad (36)$$

Using (35) and (36), we get

$$\Sigma = \frac{2|M|\sqrt{\gamma}r_0^2}{\sqrt{2\pi b}\mu_0^2} \quad (37)$$

The lowest pseudoscalar mass is given by

$$\mu_0^2 = \frac{2\pi\sqrt{\gamma}}{\sqrt{3}} \quad (38)$$

and its residue is given by

$$r_0^2 = \frac{\pi}{3} \quad (39)$$

Putting together all the information, we get

$$\Sigma = \frac{|M|}{\sqrt{6\pi b}} \quad (40)$$

We will use $M = -1$ and $b = 1$ for our numerical analysis. Previous experience [5] tells us that $b = 1$ is sufficiently large to expect the effects of finite lattice spacing to be relatively small, an expectation confirmed by our findings here too. This provides a numerical value for the lattice condensate: $\Sigma = \frac{1}{\sqrt{6\pi}} = 0.2303$.

The numerical computation using overlap fermions in two dimensions was done in a manner similar to the one in four dimensions. However, we performed a full diagonalization of the overlap Dirac operator in two dimensions, eliminating this potential source of

statistical noise (in practice, the fluctuations associated with the stochastic nature of the trace evaluation are substantially smaller than those associated with varying the gauge field background). Thus, we did not resort to a stochastic estimate of $F_1(\mu)$ and $F_2(\mu)$ in two dimensions and, as we shall see presently, obtained data very similar to four dimensions, where we are forced to use a stochastic estimator for the trace. We generated a total of 1024 configurations at a fixed L and N_c . We worked with the following (L, N_c) pairs: (4, 57), (5, 47), (6, 37) and (7, 31). All configurations were gauge field backgrounds with no exact fermion zero modes.

Like in four dimensions, we start with a plot of the distribution of the ratio of the first eigenvalue to the second eigenvalue and compare it with chiral RMT. This is shown in the four left panels in Fig. 13. As in four dimensions, the agreement is fairly good and one sees large scatter at values of r where $p(r)$ is large. The four middle panels and the four right panels in Fig. 13 show the comparison between data and chiral RMT for the two lowest eigenvalues. In relating the chiral RMT variable z to the eigenvalue λ of the overlap Dirac operator via $z = \lambda \Sigma N_c L^2$, we used the known result for the condensate, namely, $\Sigma = 0.2303$. Our main point is that we know in this case that $S\chi$ SB occurs and the plots still have the same general structure as in four dimensions where we wanted to determine whether $S\chi$ SB takes place.

Since we have computed all the eigenvalues of the overlap Dirac operator, we can also obtain a plot of the spectral density, $\rho(\lambda)$. This is impossible to do in four dimensions, except, maybe, for small values of N_c . The result is in Fig. 14, where we show the distribution only close to $\lambda = 0$. Getting the eigenvalue density even in this limited range would be very costly in four dimensions. As is well known [19], $\rho(0) = \Sigma/\pi$ and we see that the theoretically expected number, 0.0733, is correctly reproduced, with an accuracy and consistency similar to that obtained in four dimensions, using RMT.

We can try to see if one can also get the chiral condensate from a direct extrapolation of $F_1(\mu)$ and $F_2(\mu)$. Plots of $F_1(\mu)$ and $F_2(\mu)$ along with their corresponding result after the subtraction of the tadpole improved free field contribution are shown in the various panels of Fig. 15 and Fig. 16. We see that these more direct observables indeed are poorer practical indicators for $S\chi$ SB and give less accurate estimates of the condensate if $S\chi$ SB is assumed. The overall structure of the data is similar to four dimensions, indicating that nothing is wrong with our interpretation of the four dimensional results.

VIII. SUMMARY

Our evidence supports the basic hypothesis of this paper: that, in the planar limit, continuum $SU(N_c)$ gauge theory, defined on an Euclidean four dimensional torus of side l , breaks chiral symmetry spontaneously so long as $l > l_c$, where l_c is a physical length of order 1 *fermi* in QCD units.

Some may find it surprising that a continuous symmetry is spontaneously broken in a finite volume. Maybe the following rather trivial observations would convince the skeptics that this is not that unexpected. Suppose we consider massless QCD, in a Hamiltonian formulation, at zero temperature, defined on S^3 , where the scale of the S^3 is s . It is easy to see that, as $s \rightarrow 0$, $\langle \bar{\psi}(x)\psi(x) \rangle \sim \frac{\text{const}}{s^3}$ with a nonzero constant. The much harder question is what happens as $s \rightarrow \infty$: perturbatively the condensate vanishes, but, if there is $S\chi SB$, it should drop to a nonzero constant and level off. Now, make the temperature finite. This causes the condensate to disappear, no matter how small the non-zero temperature is. However, if we first go to the planar limit, the condensate will not disappear at finite and small temperatures.

Our investigation has led us to a picture of spontaneous breaking of chiral symmetry at infinite N_c which makes the phenomenon appear generic. In other words, one almost ends up with the conclusion that the more difficult problems are to explain how, in more complicated cases, chiral symmetry fails to break spontaneously in the planar limit.

IX. ACKNOWLEDGMENTS.

R. N. acknowledges partial support by the NSF under grant number PHY-0300065 and also partial support from Jefferson Lab. The Thomas Jefferson National Accelerator Facility (Jefferson Lab) is operated by the Southeastern Universities Research Association (SURA) under DOE contract DE-AC05-84ER40150. H. N. acknowledges partial support by the DOE under grant number DE-FG02-01ER41165. The four dimensional results were obtained using a 48 node cluster at Rutgers. The two dimensional results were obtained using the 128 node

cluster at Jefferson Lab as part of the LHPC collaboration.

- [1] G. 't Hooft, Nucl. Phys. B117 (1976) 519.
- [2] R. Narayanan, H. Neuberger, hep-lat/0303023, Phys. Rev. Lett. 91 (2003) 081601
- [3] J. Kiskis, R. Narayanan, H. Neuberger, Phys. Lett. B574 (2003) 65.
- [4] D. J. Gross, Y. Kitazawa, Nucl. Phys. B206 (1982) 440.
- [5] J. Kiskis, R. Narayanan, H. Neuberger, Phys. Rev. D66 (2002) 025019.
- [6] H. Neuberger, Phys. Rev. Lett. 60 (1988) 889; H. Neuberger, Nucl. Phys. B300 (1988) 180.
- [7] H. Neuberger, Phys. Lett. B417 (1998) 141; H. Neuberger, Phys. Lett. B427 (1998) 353.
- [8] H. Neuberger, Phys. Rev. D57 (1998) 5417; H. Neuberger, Nuclear Physics B (Proc. Suppl.) 73 (1999) 697, hep-lat/9807009v2.
- [9] R.G. Edwards, U.M. Heller, R. Narayanan, Phys. Rev. D59 (1999) 094510.
- [10] A. Morel, J. Phys. (FRANCE) 48 (1987) 1111. C. W. Bernard and M. Golterman, Phys. Rev. D46 (1992) 853.
- [11] S. Sharpe, Phys. Rev. D46 (1992) 3146; P. Damgaard, Nucl. Phys. B608 (2001) 162.
- [12] J.J.M. Verbaarschot and T. Wettig, Ann. Rev. Nucl. Part. Sci. 50 (2000) 343.
- [13] E.V. Shuryak and J.J.M. Verbaarschot, Nucl. Phys. A560 (1993) 306.
- [14] H. Leutwyler and A. Smilga, Phys. Rev. D46 (1992) 5607, A. Smilga and J.J.M. Verbaarschot, Phys. Rev. D51 (1995) 829.
- [15] P. Damgaard, K. Splittorf, Phys. Rev. D62 (2000) 054509.
- [16] J.C. Osborn, D. Toublan and J.J.M. Verbaarschot, Nucl. Phys. B540 (1999) 317; P. Damgaard, J.C. Osborn, D. Toublan and J.J.M. Verbaarschot, Nucl. Phys. B547 (1999) 305.
- [17] P.H. Damgaard and S.M. Nishigaki, hep-th/0006111 v2, Phys. Rev. D63 (2001) 045012.
- [18] G. Akemann, P H. Damgaard, Phys. Lett. B583 (2004) 199.
- [19] T. Banks and A. Casher, Nucl. Phys. B169 (1980) 103.
- [20] R. Narayanan and H. Neuberger, Phys. Rev. Lett. 71 (1993) 3251; R. Narayanan and H. Neuberger, Nucl. Phys. B443 (1995) 305.
- [21] H. Neuberger, Phys. Rev. Lett. 81 (1998) 4060.
- [22] H. Neuberger, Int. J. Mod. Phys. C10 (1999) 1051.
- [23] Ting-Wai Chiu and Tung-Han Hsieh, Phys. Rev. E68 (2003) 066704.

- [24] J. van den Eshof, A. Frommer, T. Lippert, K. Schilling and H.A. van der Vorst, *Comput. Phys. Commun.* 146 (2002) 203; T-W. Chiu, T-H. Hsieh, C-H. Huang and T-R. Huang, *Phys. Rev. D* 66 (2002) 114502.
- [25] T. Kalkreuter and H. Simma, *Comput. Phys. Commun.* 93 (1996) 33.
- [26] B. Lucini, M. Teper and U. Wenger, *JHEP* 0401:061 (2004).
- [27] C. Alexandrou, H. Panagopoulos, E. Vicari, *Nucl. Phys.* B571 (2000) 257.
- [28] P. Lepage, Lectures at 1996 Schladming Winter School on Perturbative and Nonperturbative Aspects of Quantum Field Theory, Schladming, Austria, March 1996, hep-lat/9607076.
- [29] R. Horsley, H. Perlt, P. E. L. Rakow, G. Schierholz, A. Schiller, hep-lat/0404007.
- [30] D. Bećirević V. Lubicz, hep-ph/0403044.
- [31] G. 't Hooft, *Nucl. Phys.* B75 (1974) 461; G. 't Hooft, in *New Phenomena in Subnuclear Physics, Part A, Proceedings of the International School of Subnuclear Physics, Erice, 1975* edited by A. Zichichi (Plenum, New York, 1977), Vol. 1; M. Burkardt, F. Lenz, M. Thies, *Phys. Rev. D* 65 (2002) 125002; A.R. Zhitnitsky, *Phys. Lett.* B165 (1985) 405; *Sov. J. Nucl. Phys.* 43 (1986) 999; *Yad. Fiz.* 43 (1986) 1553.
- [32] There have been confusing statements in the literature regarding the question whether the chiral effective Lagrangian (say, at zero quark mass) based approach to finite volume effects with toroidal compactification indeed implies the specific RMT forms for the distributions of individual smallest eigenvalues. We accept the reasoning of the recent paper [18], showing that the answer to this question is yes.

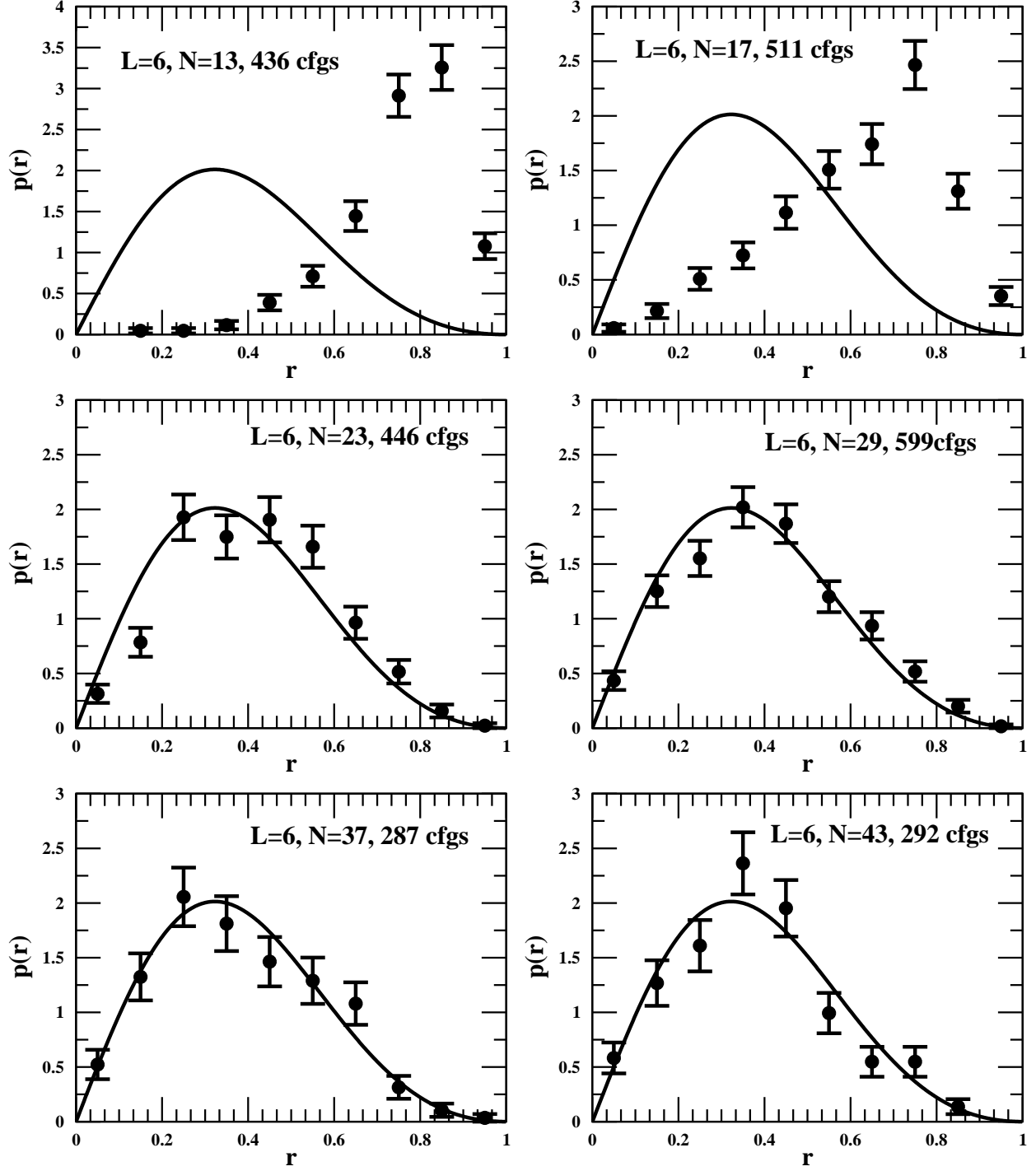


FIG. 1: The distribution of the ratio of the first eigenvalue to the second eigenvalue in the zero topological sector for various N_c at $L = 6$ and $b = 0.350$ is compared with the prediction from chiral RMT in four dimensions.

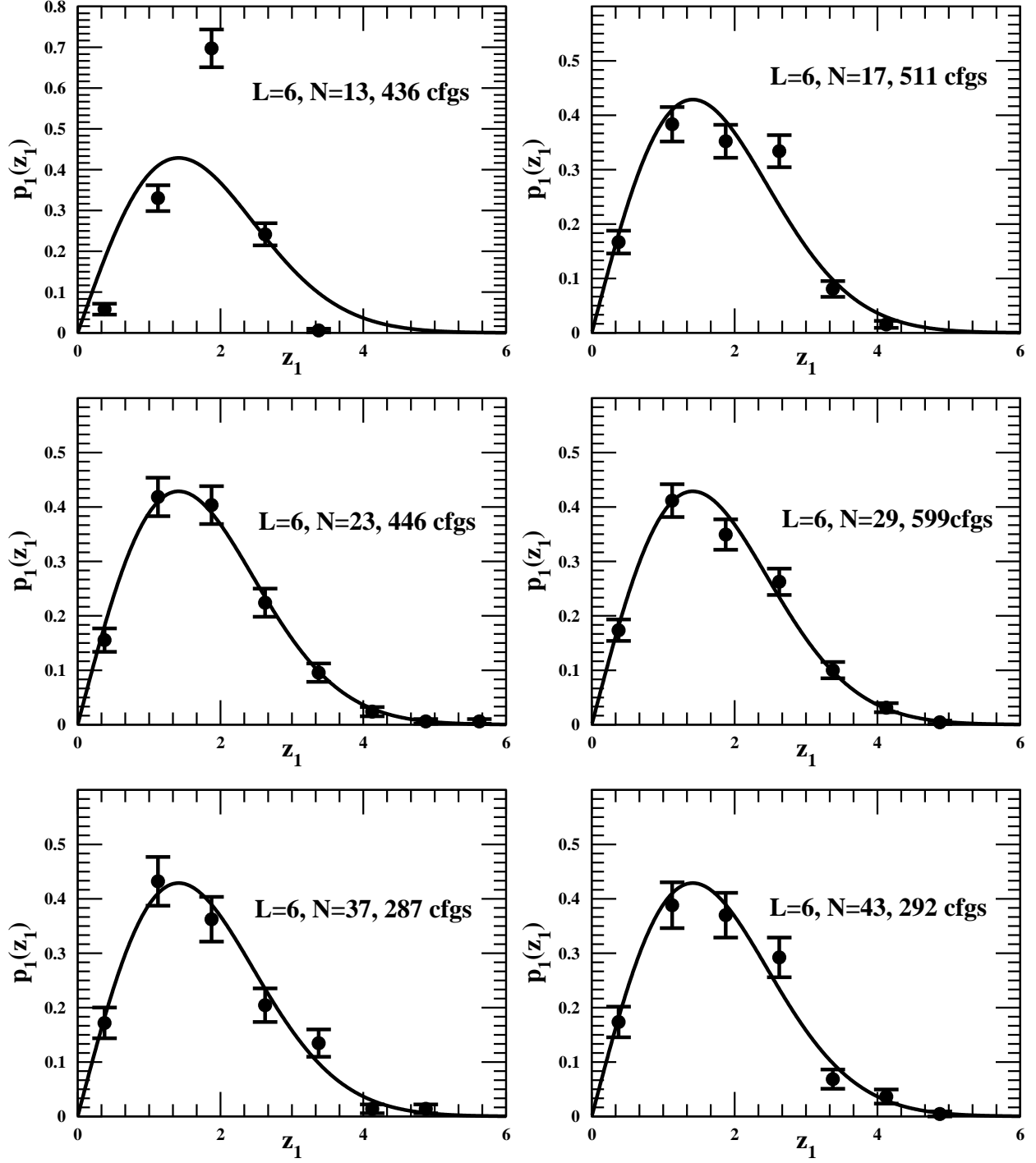


FIG. 2: The distribution of the first eigenvalue scaled by the corresponding average value in the zero topological sector for various N_c at $L = 6$ and $b = 0.350$ is compared with the prediction from chiral RMT in four dimensions.

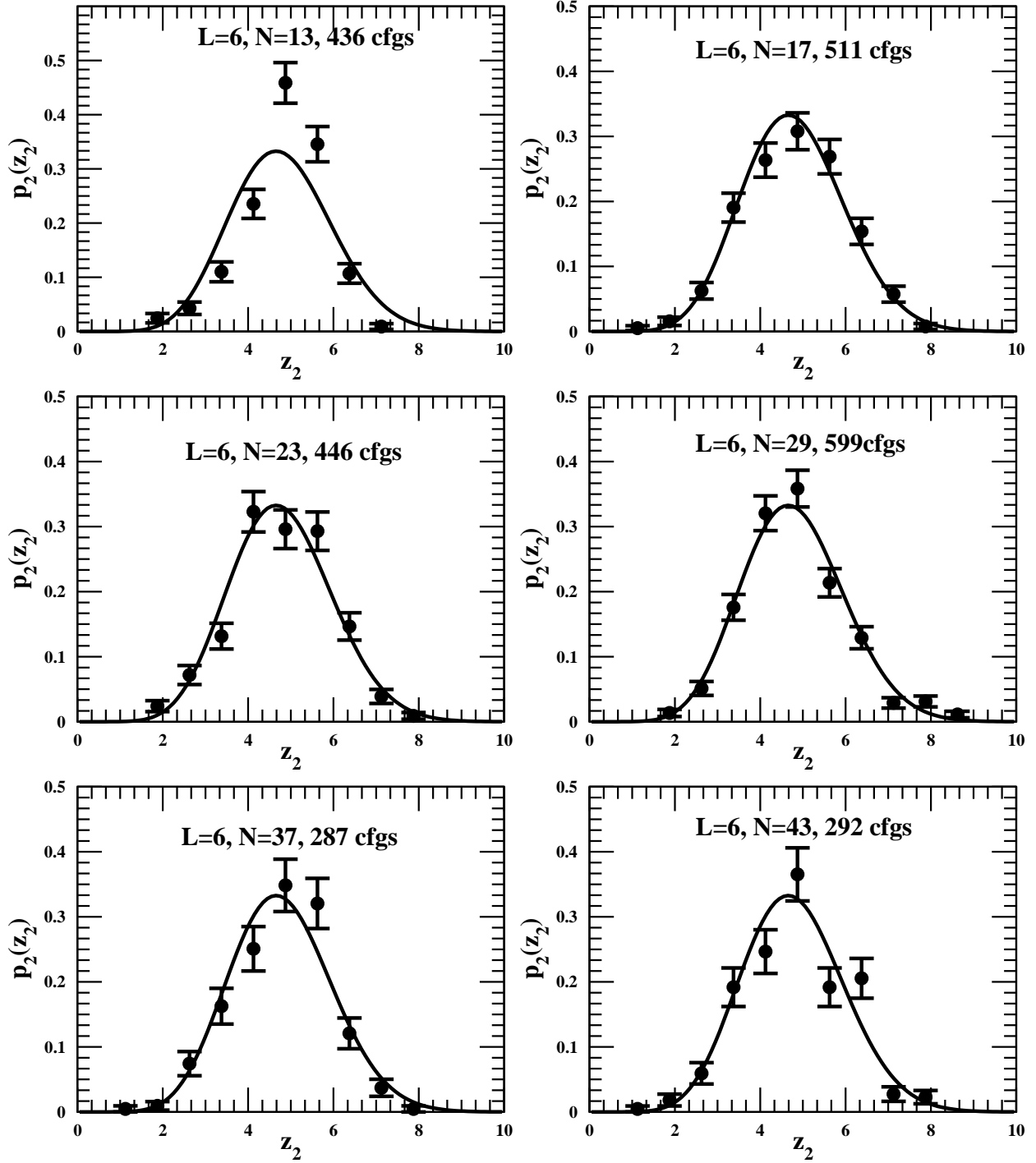


FIG. 3: The distribution of the second eigenvalue scaled by the corresponding average value in the zero topological sector for various N_c at $L = 6$ and $b = 0.350$ is compared with the prediction from chiral RMT in four dimensions.

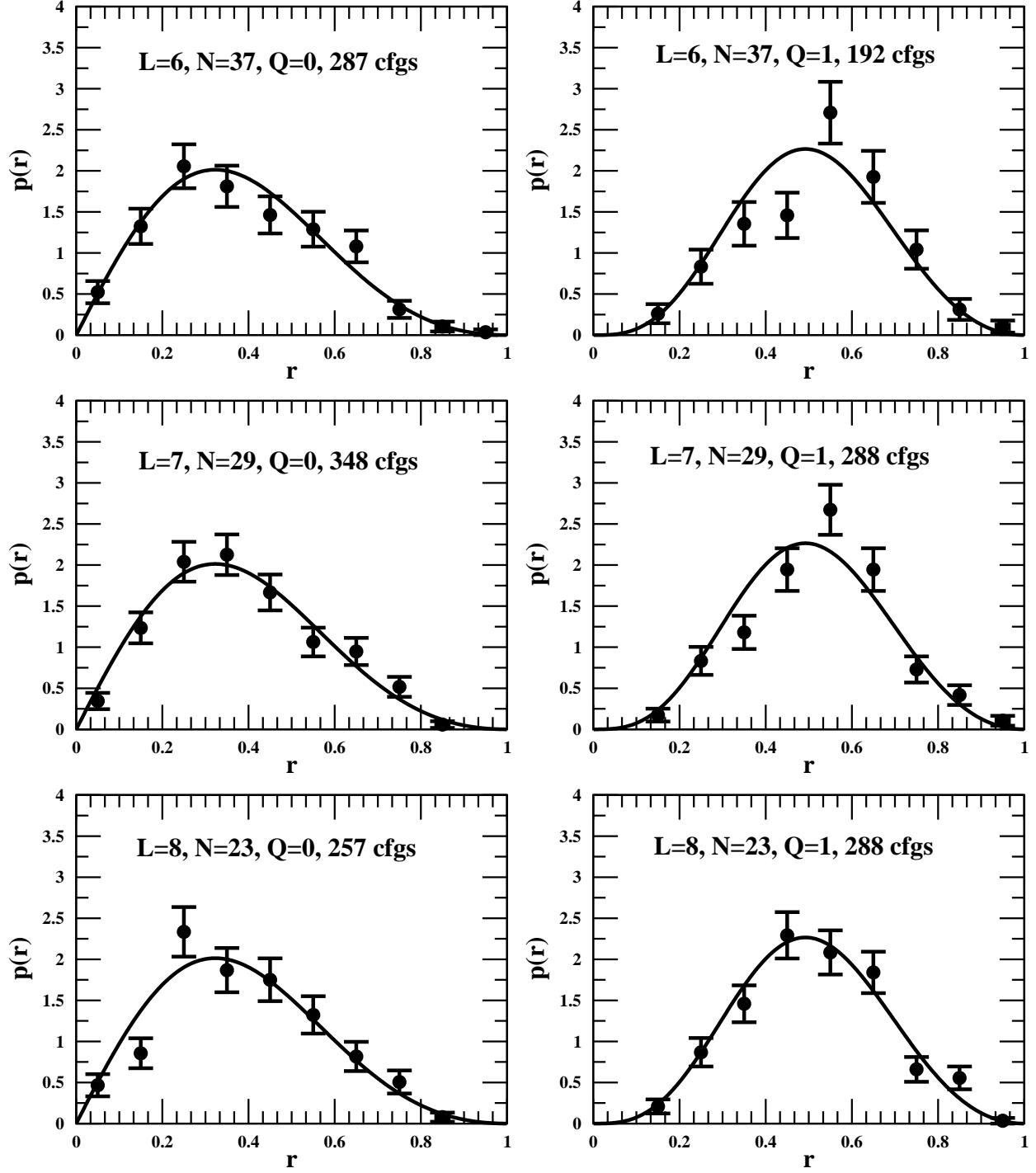


FIG. 4: The distribution of the ratio of the first non-zero eigenvalue to the second non-zero eigenvalue in the $Q = 0, 1$ topological sectors for various L and N_c at $b = 0.350$ is compared with the prediction from chiral RMT in four dimensions.

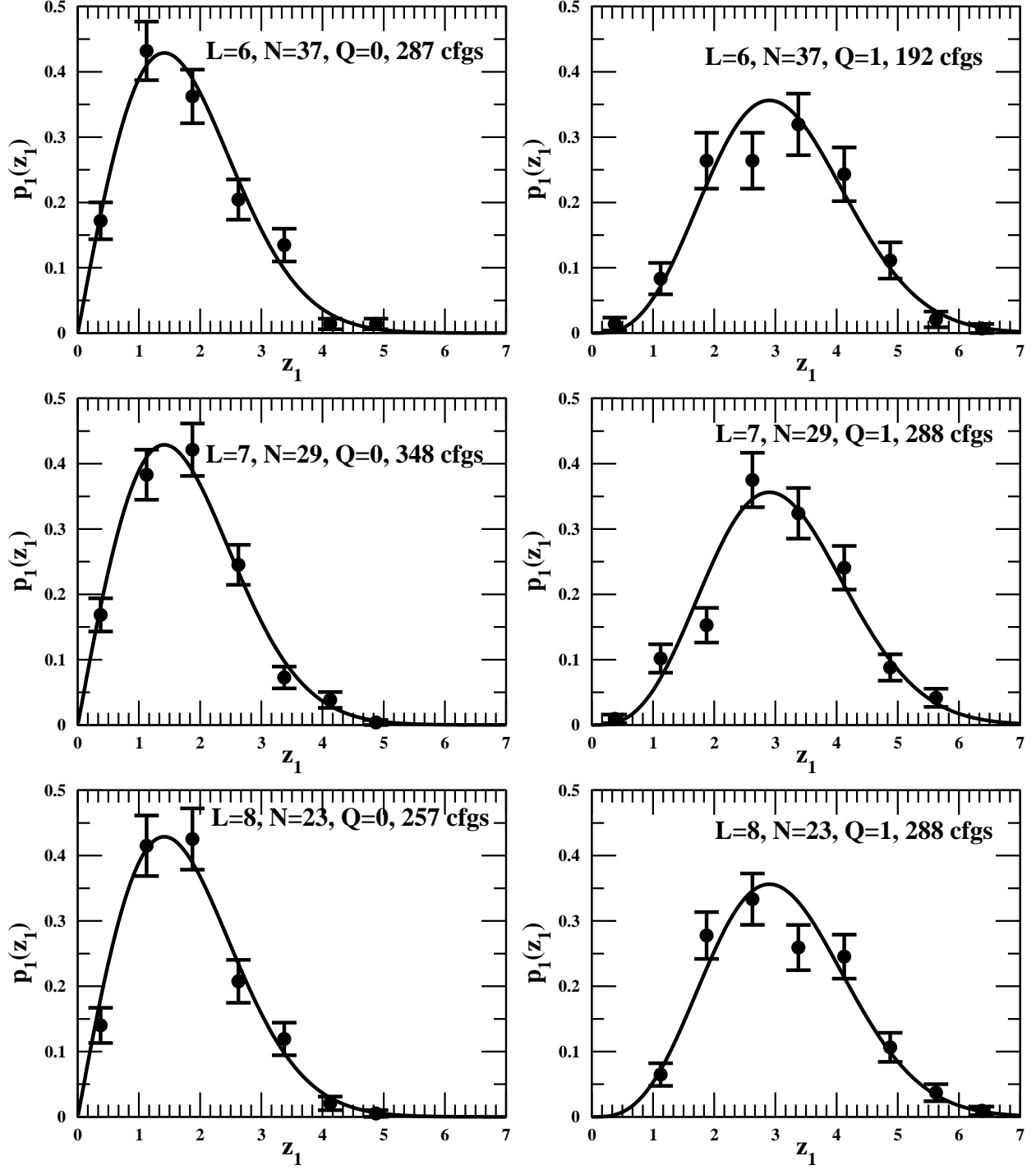


FIG. 5: The distribution of the first non-zero eigenvalue scaled by the corresponding average value in the $Q = 0, 1$ topological sectors for various L and N_c at $b = 0.350$ is compared with the prediction from chiral RMT in four dimensions.

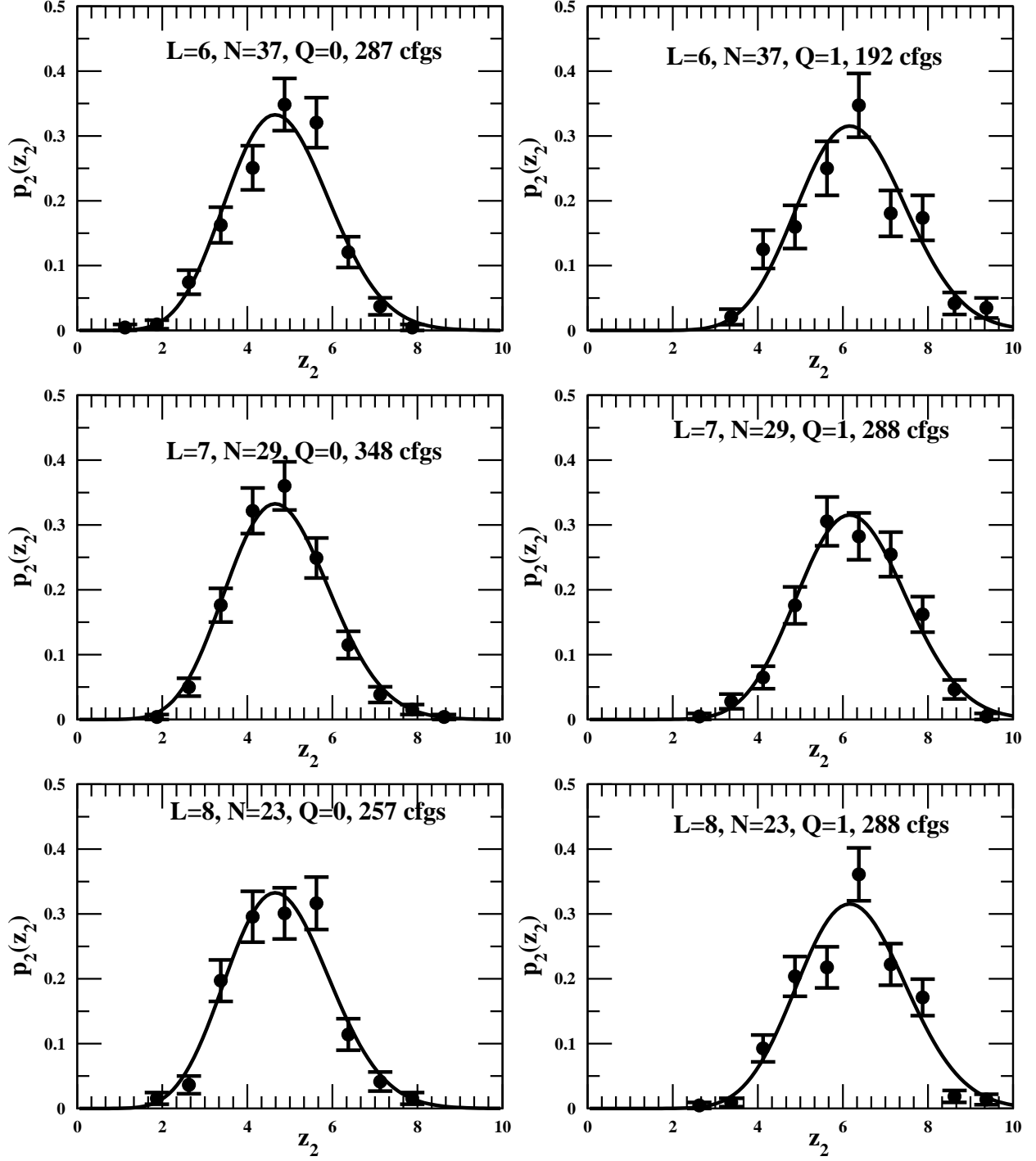


FIG. 6: The distribution of the second non-zero eigenvalue scaled by the corresponding average value in the $Q = 0, 1$ topological sectors for various L and N_c at $b = 0.350$ is compared with the prediction from chiral RMT in four dimensions.

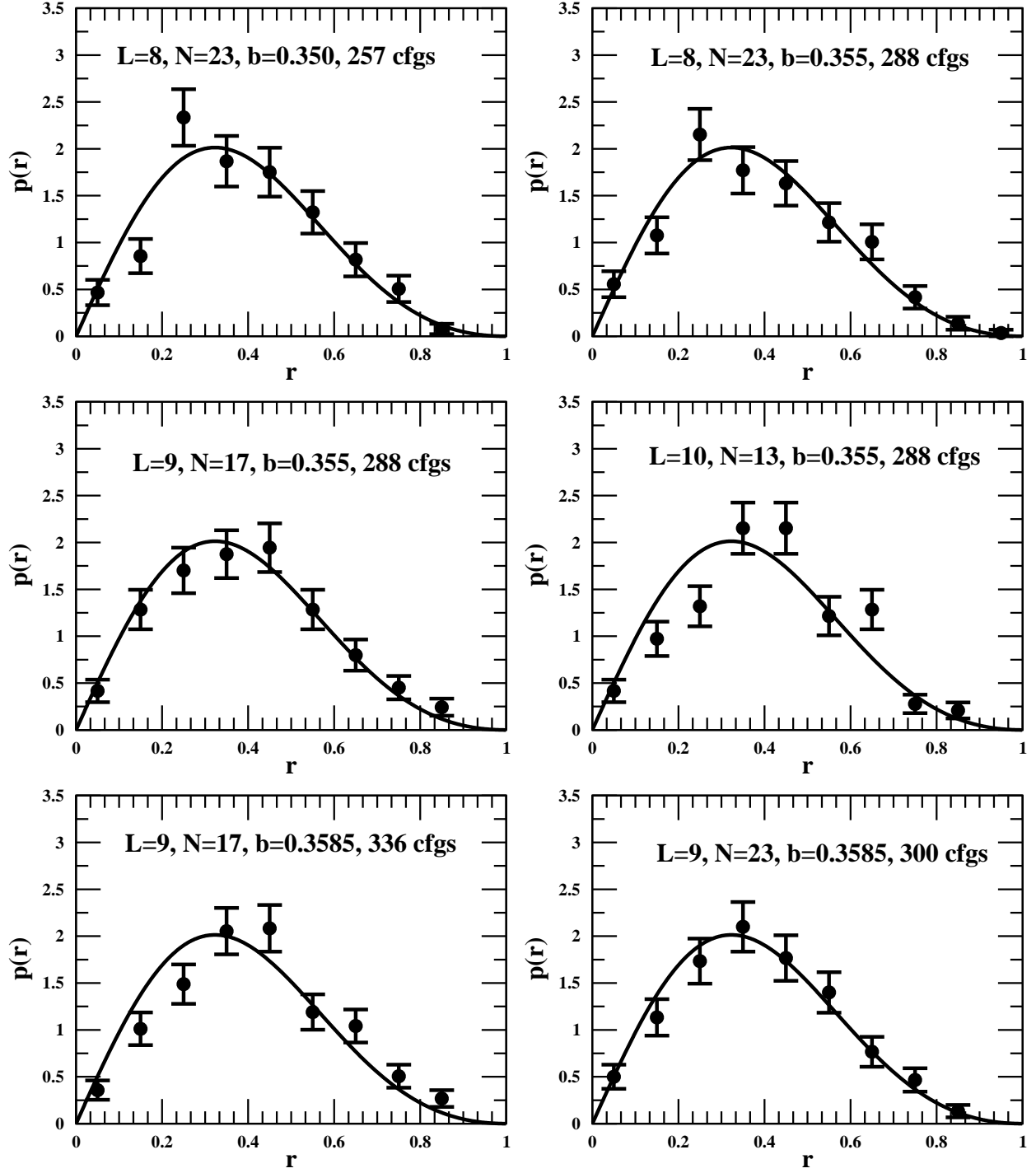


FIG. 7: The distribution of the ratio of the first non-zero eigenvalue to the second non-zero eigenvalue in the $Q = 0$ topological sector for various L , N_c and b is compared with the prediction from chiral RMT in four dimensions.

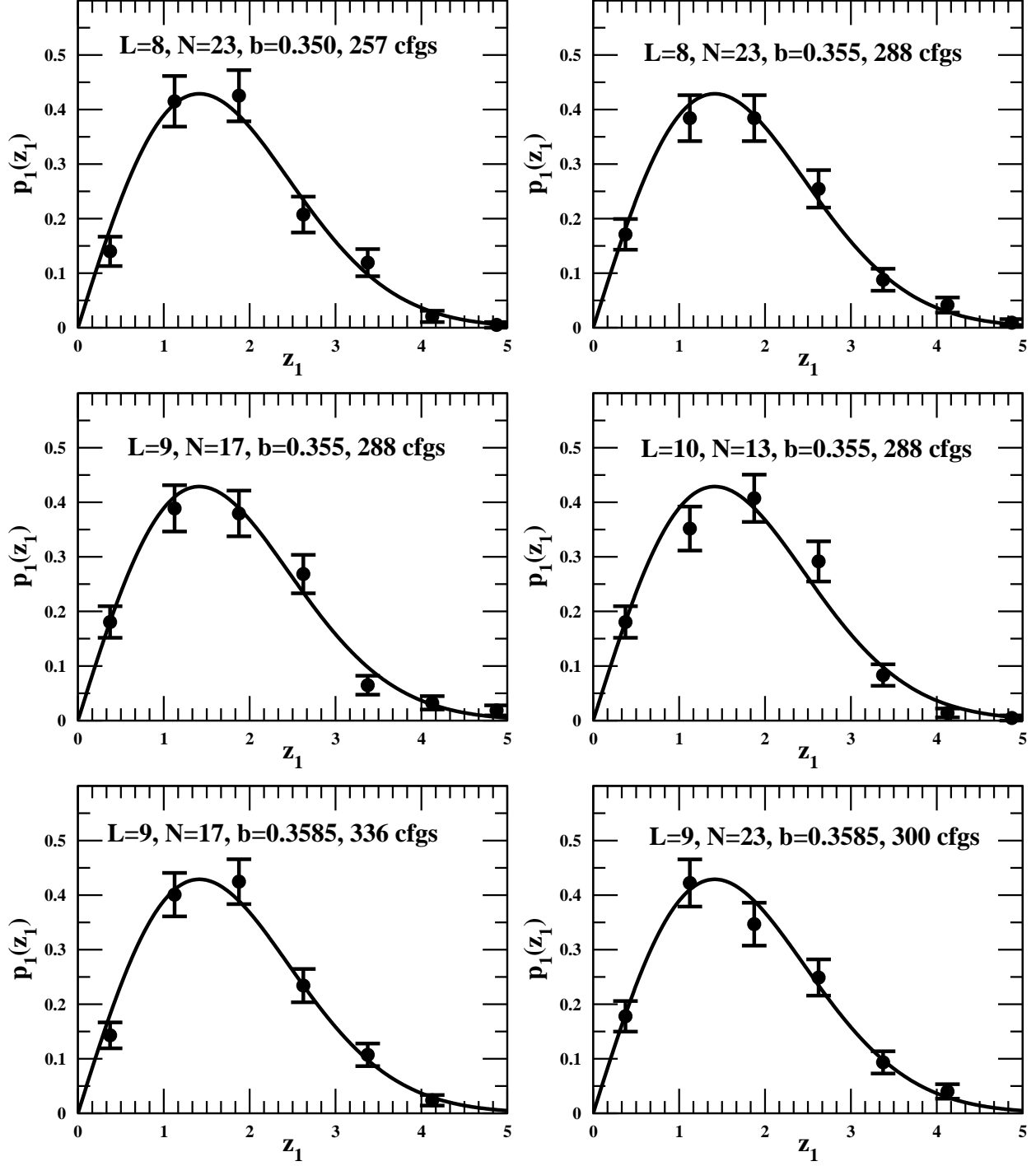


FIG. 8: The distribution of the first non-zero eigenvalue scaled by the corresponding average value in the $Q = 0$ topological sector for various L , N_c and b is compared with the prediction from chiral RMT in four dimensions.

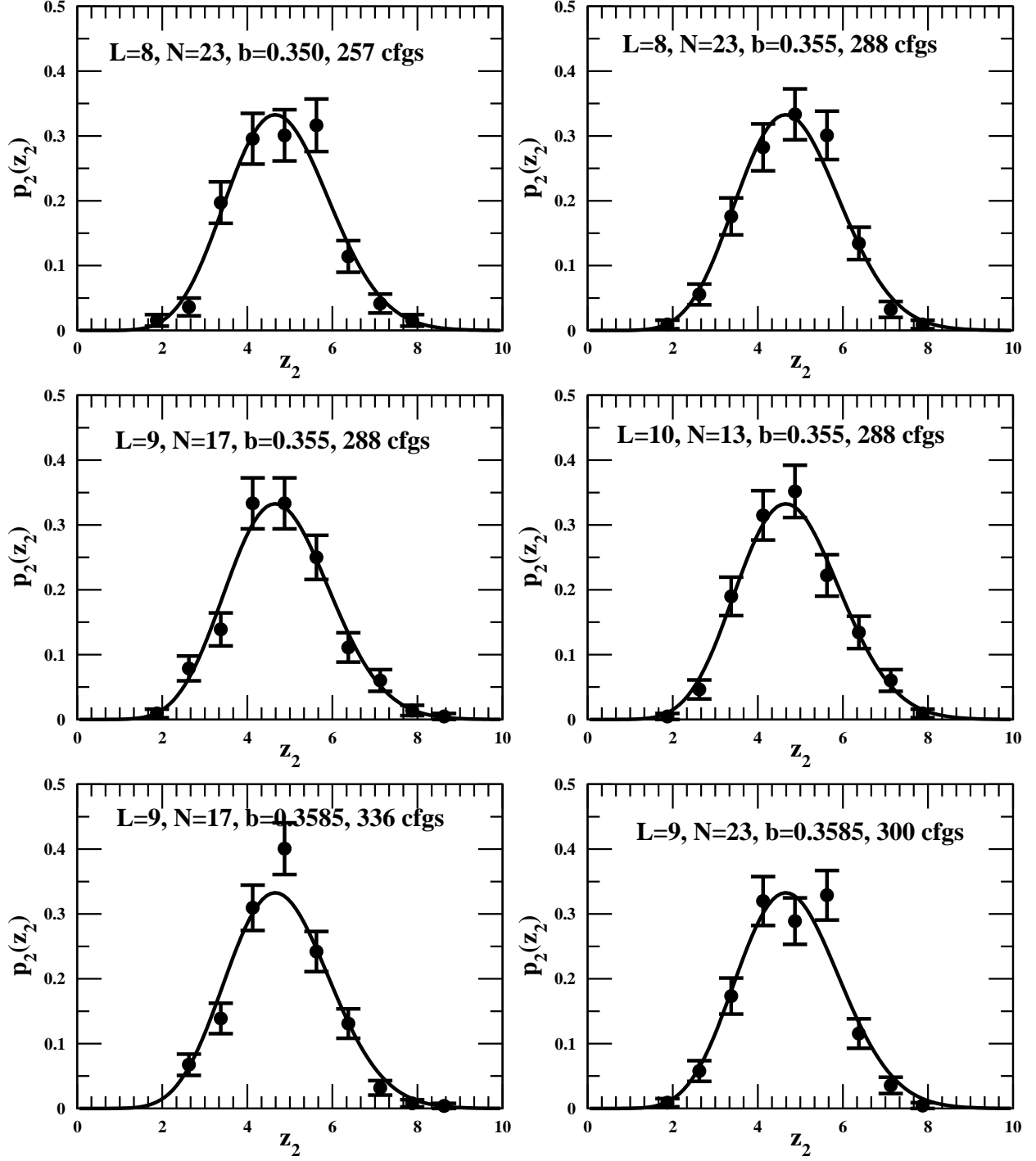


FIG. 9: The distribution of the second non-zero eigenvalue scaled by the corresponding average value in the $Q = 0, 1$ topological sectors for various L, N_c and b is compared with the prediction from chiral RMT in four dimensions.

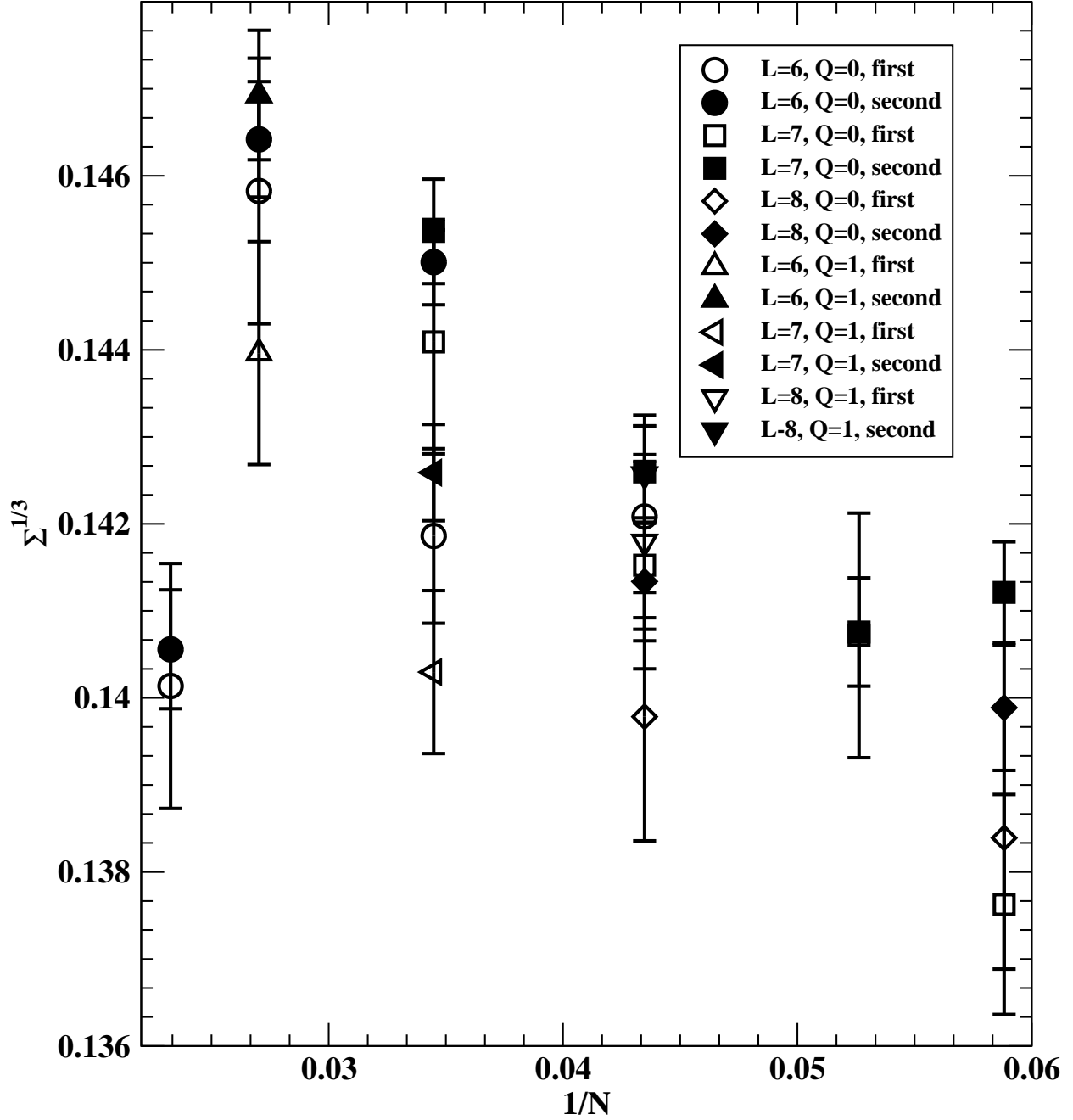


FIG. 10: Estimate of the chiral condensate obtained from the average of the first and second eigenvalue is plotted against $\frac{1}{N_c}$ for various L in the $Q = 0$ and $Q = 1$ topological sector in four dimensions.

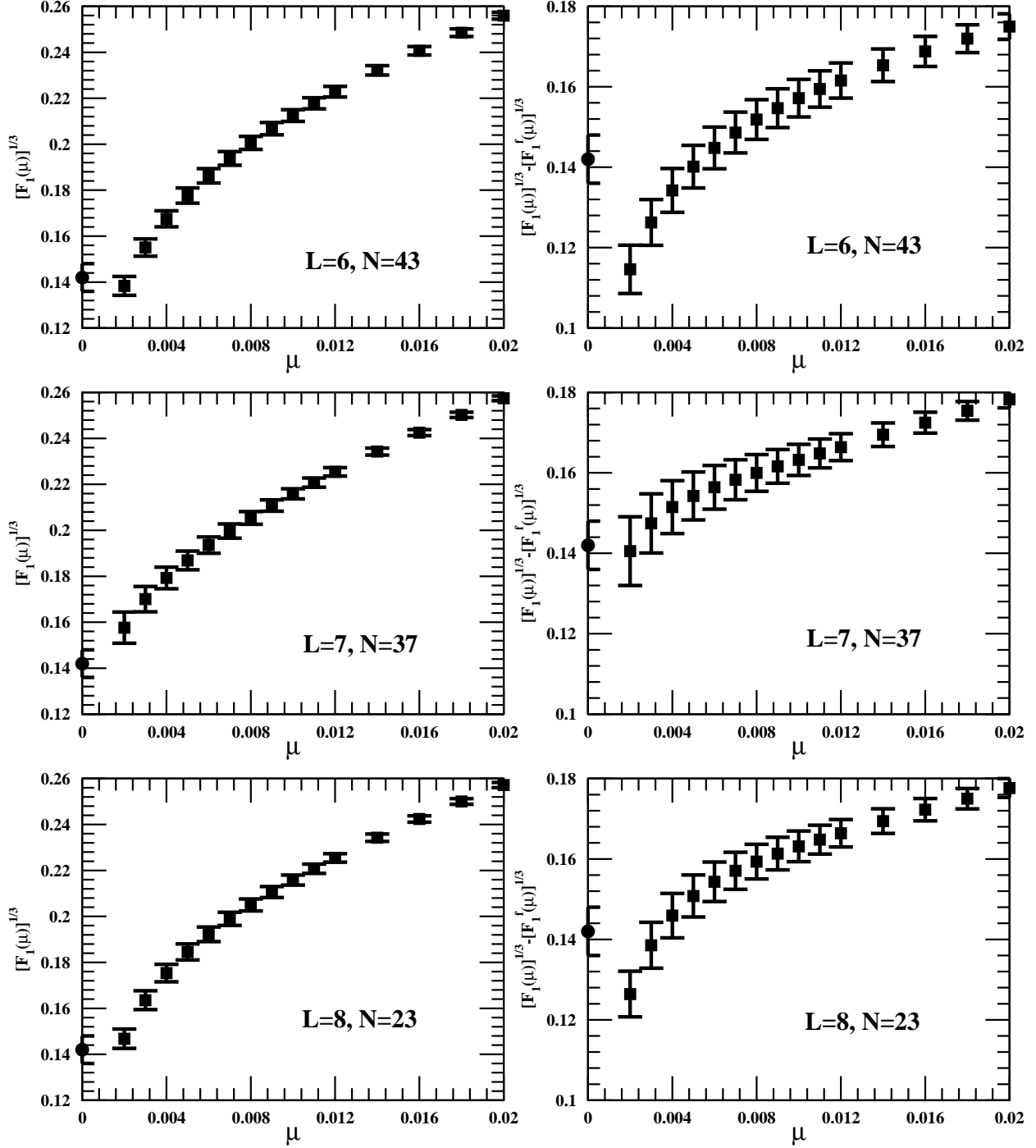


FIG. 11: The three panels on the left side show the stochastic estimate of $F_1^{1/3}(\mu)$ in four dimensions for three different combinations of L and N_c . The three panels on the right side show the same estimate after the subtraction of the tadpole corrected free field contribution. The solid circle with errorbars is the estimate for the chiral condensate from chiral RMT.

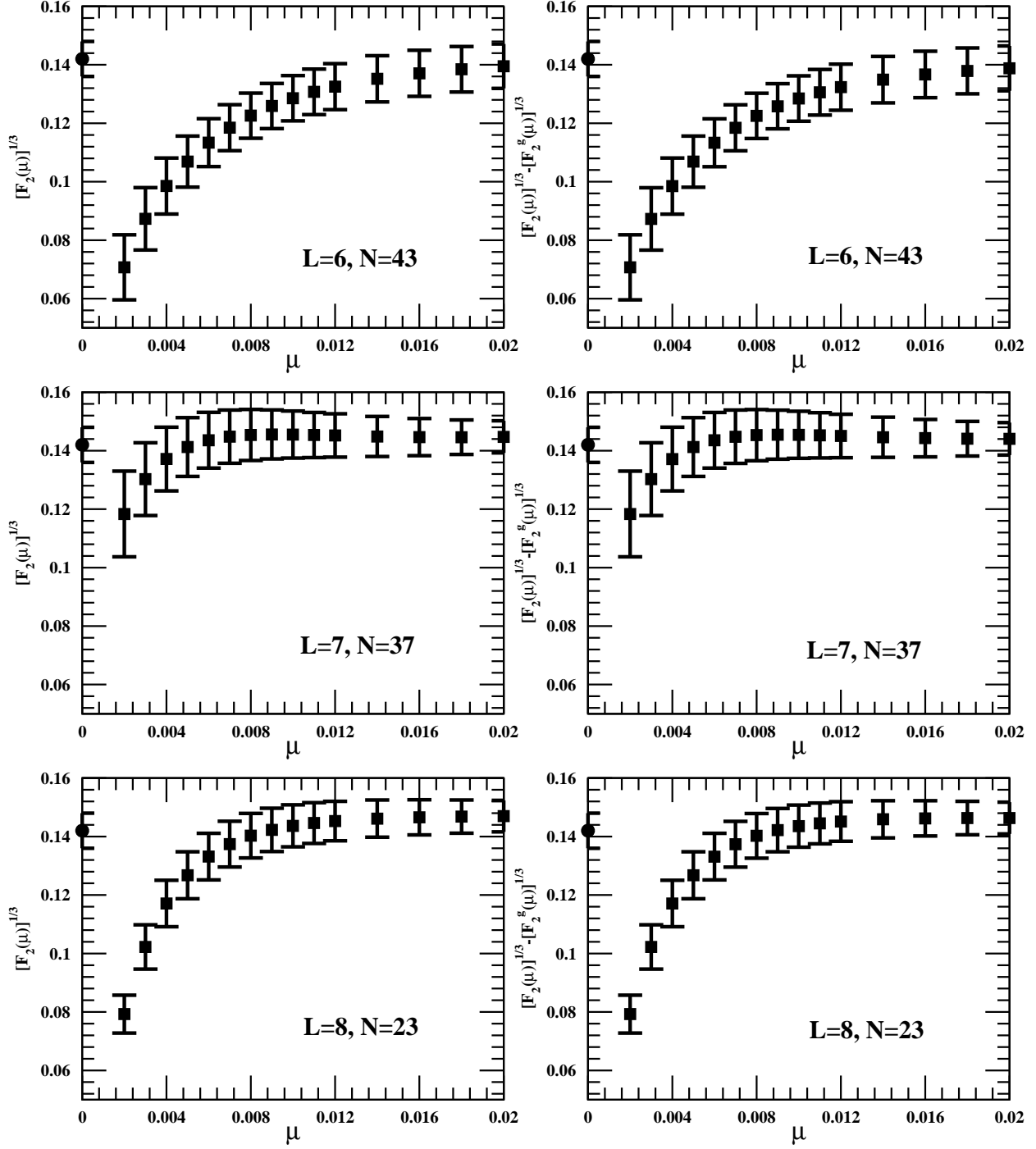


FIG. 12: The three panels on the left side show the stochastic estimate of $F_2^{1/3}(\mu)$ in four dimensions for three different combinations of L and N_c . The three panels on the right side show the same estimate after the subtraction of the tadpole corrected free field contribution. The solid circle with errorbars is the estimate for the chiral condensate from chiral RMT.

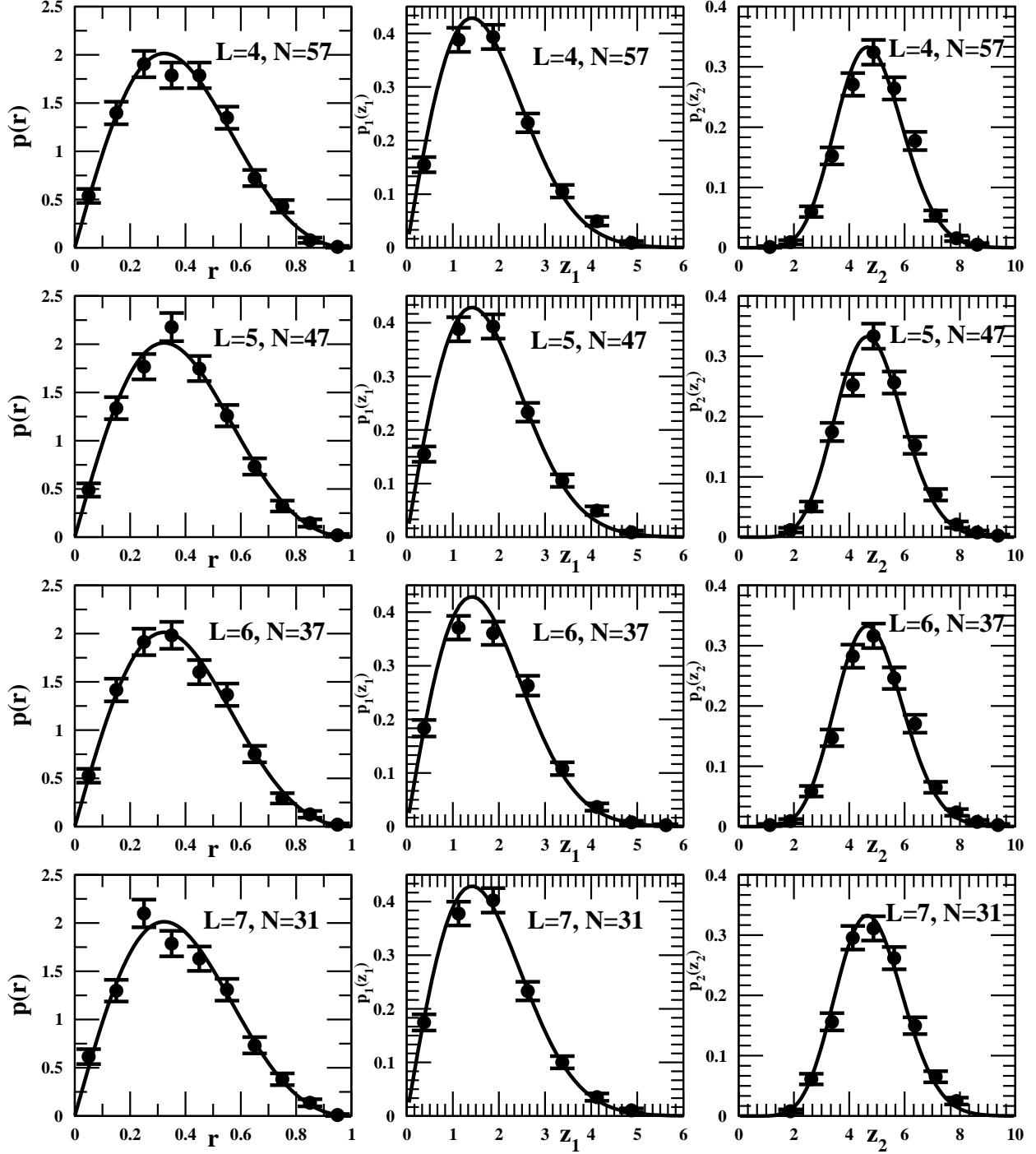


FIG. 13: The distribution of the ratio of the first eigenvalue to the second eigenvalue in the zero topological sector for various L and N_c is compared with the prediction from chiral RMT in two dimensions in the four left panels. The distribution of the first and second eigenvalue, scaled by the corresponding average value in the zero topological sector, for various L and N_c , is compared with the prediction from chiral RMT in two dimensions in the four middle and right panels respectively.

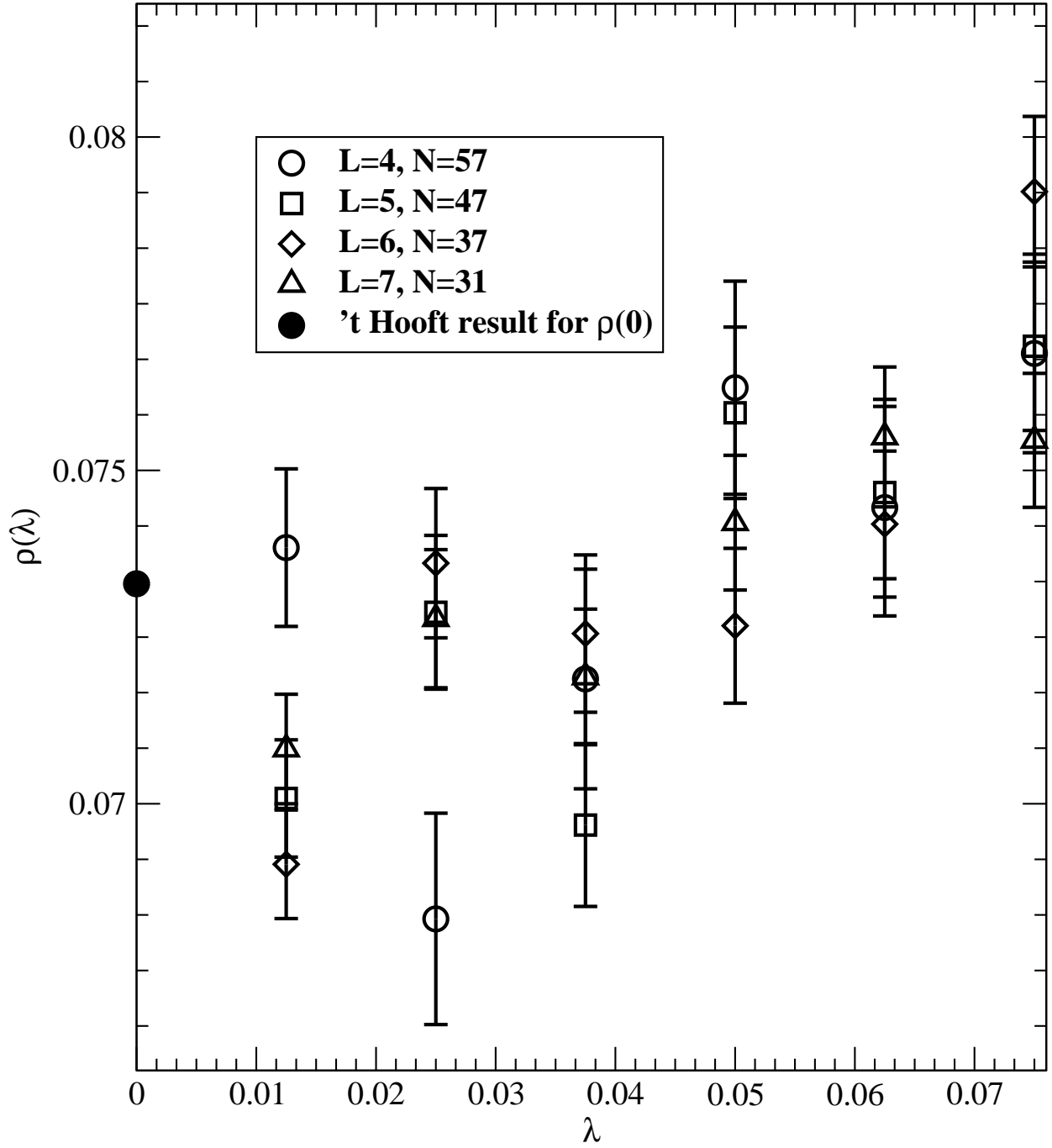


FIG. 14: A plot of the spectral density $\rho(\lambda)$ in two dimensions.

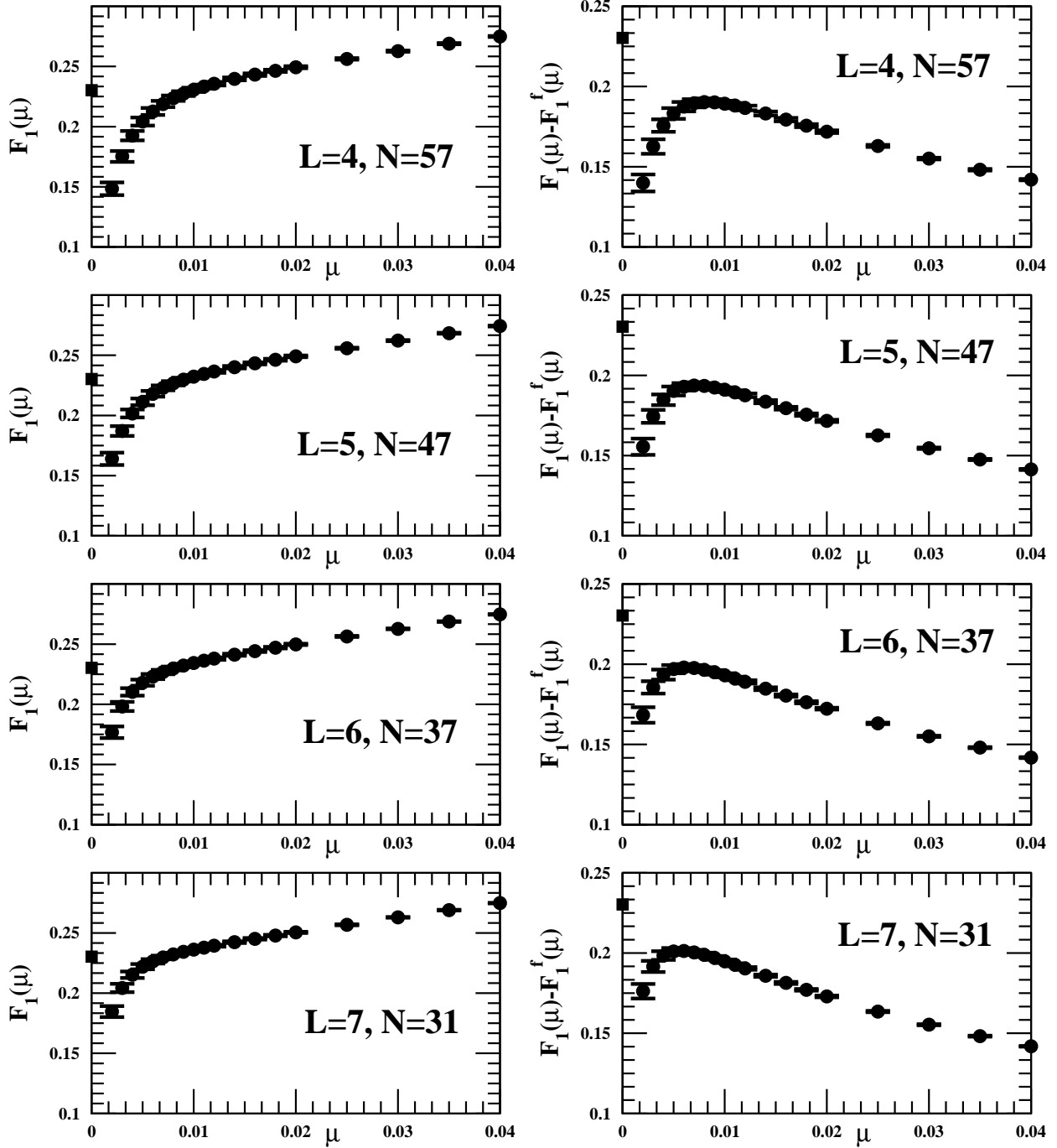


FIG. 15: The four panels on the left along with the four panels on the right show plots of $F_1(\mu)$ in two dimensions before and after the subtraction of the free field contribution. The solid square present in all the panels is the exact continuum result for the chiral condensate.

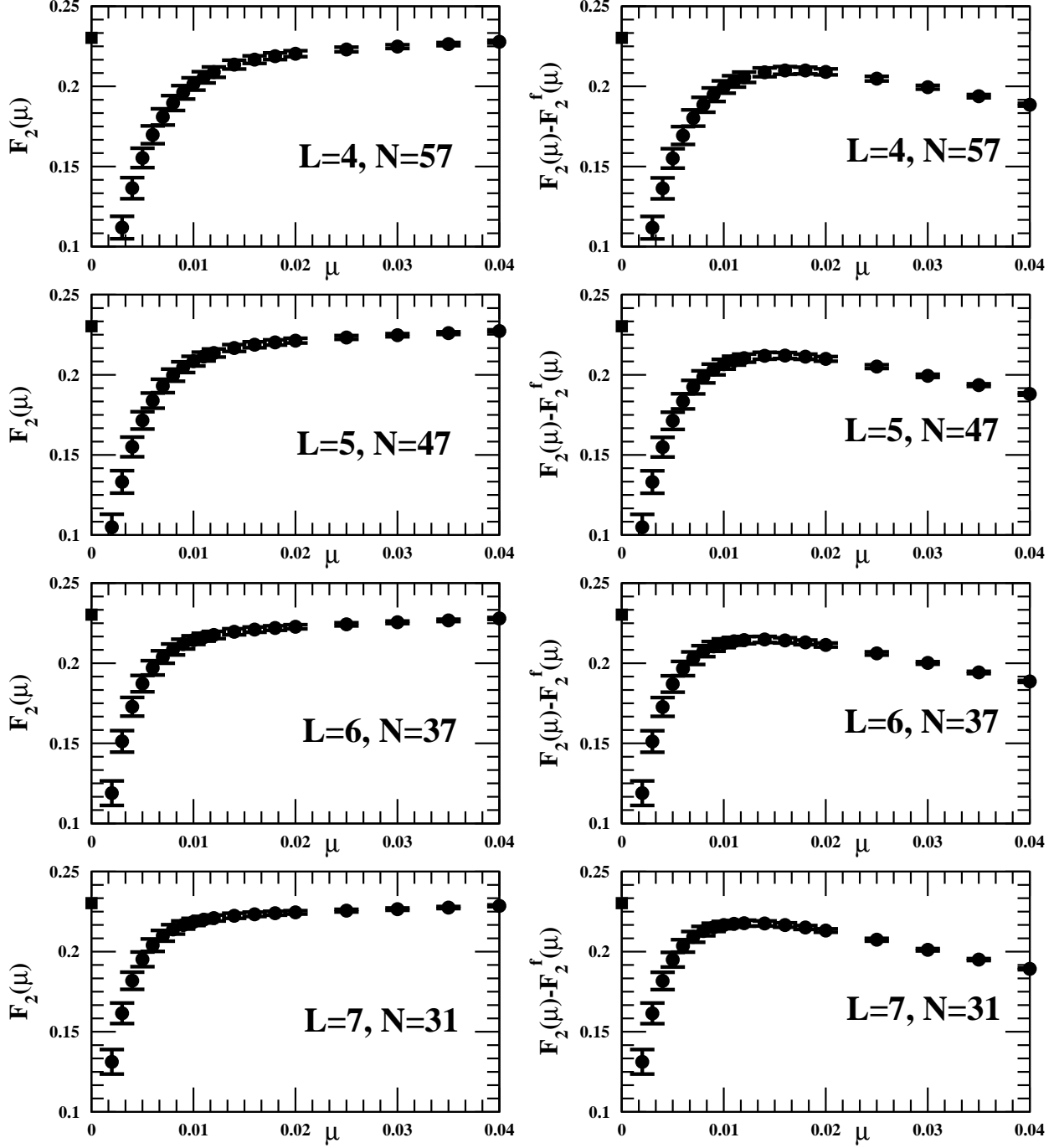


FIG. 16: The four panels on the left along with the four panels on the right show plots of $F_2(\mu)$ in two dimensions before and after the subtraction of the free field contribution. The solid square present in all the panels is the exact continuum result for the chiral condensate.