

EDINBURGH 2003/21 HU-EP-03/67
 LTH 602 DESY 03-190
 LU-ITP 2003/020

**CALCULATION OF FINITE SIZE EFFECTS ON THE
 NUCLEON MASS IN UNQUENCHED QCD USING CHIRAL
 PERTURBATION THEORY***

A. ALI KHAN^A, T. BAKEYEV^B, M. GÖCKELER^{C,D}, T.R. HEMMERT^E,
 R. HORSLEY^F, A.C. IRVING^G, D. PLEITER^H, P.E.L. RAKOW^G,
 G. SCHIERHOLZ^{H,I} AND H. STÜBEN^J

^A*Institut für Physik, Humboldt-Universität zu Berlin, 12489 Berlin, Germany,*

^B*Joint Institute for Nuclear Research, 141980 Dubna, Russia,*

^C*Institut für Theoretische Physik, Universität Leipzig, 04109 Leipzig, Germany,*

^D*Institut für Theoretische Physik, Universität Regensburg, 93040 Regensburg,
 Germany,*

^E*Physik-Department, Theoretische Physik T39, TU München, 85747 Garching,
 Germany,*

^F*School of Physics, The University of Edinburgh, Edinburgh EH9 3JZ, UK,*

^G*Theoretical Physics Division, Department of Mathematical Sciences,
 University of Liverpool, Liverpool L69 3BX, UK,*

^H*John von Neumann-Institut für Computing NIC, 15738 Zeuthen, Germany,*

^I*Deutsches Elektronen-Synchrotron DESY, 22603 Hamburg, Germany,*

^J*Konrad-Zuse-Zentrum für Informationstechnik Berlin, 14195 Berlin, Germany
 (QCDSF and UKQCD Collaborations)*

The finite size effects on nucleon masses are calculated in relativistic chiral perturbation theory. Results are compared with two-flavor lattice results.

1. Introduction

Finite size effects, in particular on dynamical configurations, can be a serious impediment to precision lattice calculations of hadron masses and matrix elements. On the lattice sizes used in production runs, the nucleons and pions are the relevant degrees of freedom for understanding the finite size effects on the nucleon mass. We calculate these effects here using two-flavor relativistic baryon chiral perturbation theory (χPT) at $O(q^3)$ (one loop).

This study of nucleon masses is based on QCDSF and UKQCD unquenched ($N_f = 2$) lattice data using a Wilson gauge action and two flavors

*presented by A. Ali Khan

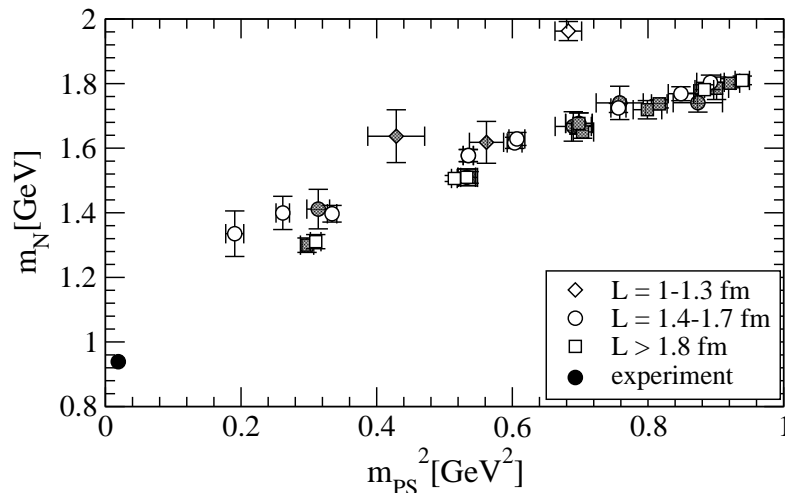


Figure 1. Nucleon masses from QCDSF and UKQCD (white symbols) and JLQCD (gray symbols).

of non-perturbatively $O(a)$ -improved Wilson fermions (a denotes the lattice spacing). The corresponding pion masses are in the interval $0.45 - 1$ GeV. Valence and sea quark masses are equal. Lattice sizes are $1 - 2.2$ fm. The scale is set with r_0 , using the physical value $r_0 = 0.5$ fm $\simeq 1/(395\text{MeV})$. JLQCD has undertaken a study with the same lattice actions and range of simulation parameters on varying lattice sizes¹. In the comparison shown in Fig. 1 one can observe that masses from lattices smaller than 1.8 fm are consistently larger than the results from larger lattices.

The $a \rightarrow 0$ limit was not performed. Since discretization effects in unquenched simulations could be quite large² we have to keep an eye on the discretization errors in our results. Studying the variation of nucleon masses with a at a fixed lattice size we find that between two data points on approximately the same volume and at the same pion mass, but with a varying by $\sim 30\%$, the nucleon mass remains unchanged within the statistical errors. Moreover, we compare our results from large lattices ($L \geq 1.8$ fm) with two CP-PACS data sets³ with renormalization group improved gauge fields and tree-level tadpole-improved clover quarks, $a^{-1} \approx 1.5$ and 2 GeV respectively and $L \geq 2.5$ fm, and find that they agree.

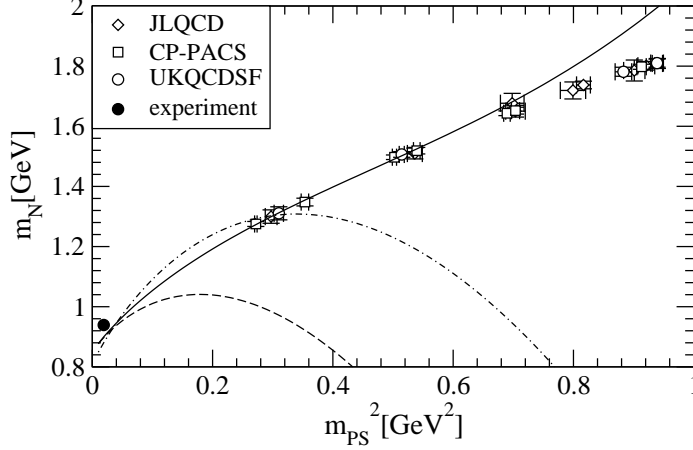


Figure 2. Nucleon masses on large lattices. The solid curve represents a fit with relativistic χPT , the dashed curve the NR limit using the same values of m_0 and c_1 , and the dot-dashed curve the NR limit using $m_0 = 0.81$ GeV and $c_1 = -1.1$ GeV $^{-1}$.

2. χPT formalism

The one-loop contribution at $O(q^3)$ is generated by the $O(q^1)$ Lagrangian $\mathcal{L}_N^{(1)}$:

$$\mathcal{L}_N^{(1)} = \bar{\Psi} (i\gamma_\mu D^\mu - m_0) \Psi + \frac{1}{2} g_A \bar{\Psi} \gamma_\mu \gamma_5 u^\mu \Psi, \quad (1)$$

with $D_\mu = \partial_\mu + \frac{1}{2}[u^\dagger, \partial_\mu u]$, $u_\mu = iu^\dagger \partial_\mu U u^\dagger$ and $u^2 = U$. We use the infrared regularization scheme⁴. To compute the renormalized nucleon mass m_N , we include the tree-level $O(q^2)$ term $-4c_1 m_{PS}^2$ and an additional contribution of the form $e_1 m_{PS}^4$, which is needed for renormalization of the relativistic $O(q^3)$ result, although formally only entering at $O(q^4)$. The one-loop correction to m_0 is⁵:

$$m_N = m_0 - 4c_1 m_{PS}^2 + \left[e_1^r(\lambda) + \frac{3g_A^2}{64\pi^2 F_\pi^2 m_0} \left(1 - 2 \ln \frac{m_{PS}}{\lambda} \right) \right] m_{PS}^4 - \frac{3g_A^2}{16\pi^2 F_\pi^2} m_{PS}^3 \sqrt{1 - \frac{m_{PS}^2}{4m_0^2}} \left[\frac{\pi}{2} + \arctan \frac{m_{PS}^2}{\sqrt{4m_{PS}^2 m_0^2 - m_{PS}^4}} \right]. \quad (2)$$

$e_1^r(\lambda)$ denotes the renormalized e_1 . The renormalization procedure is detailed in⁵. We employ $\lambda = 1$ GeV, $g_A = 1.2$ ⁶, and $F_\pi = 92.4$ MeV.

The nucleon mass in the chiral limit, m_0 , and the values of c_1 and e_1^r are determined by a fit to six lattice data points at the smallest masses. The fit is shown in Fig. 2. Relativistic χPT describes the data correctly for pion

masses up to ~ 700 MeV. For the values of the parameters, we find $m_0 = 0.85(14)\text{GeV}$, $c_1 = -0.80(18)\text{GeV}^{-1}$ and $e_1^r(1\text{GeV}) = 2.8(1.1)\text{GeV}^{-3}$. These results differ slightly from the ones quoted in ⁵ due to their fitting to a larger set of lattice points and using the value $g_A = 1.267$.

In the limit $m_{PS} \ll m_N$, keeping only terms up to $O(m_{PS}^3)$ of Eq. (2), one obtains non-relativistic (NR) χPT . In Fig. 2, we also plot NR results. We find that they approximate the data and the relativistic curve only for rather small pion masses. A method to extend the validity of the NR approximation to higher momentum scales within a cutoff scheme is described in ⁷. The breakdown of the non-relativistic theory around $m_{PS} = 400$ MeV as shown in the plots can be avoided if momentum modes above a cutoff Λ_χ are absorbed in local counterterms (e.g. see the discussion in ⁷). Then the nonrelativistic $O(q^3)$ calculation actually agrees quite well with the corresponding relativistic result up to $m_{PS} = 600$ MeV.

3. Finite Size Effects

We determine the finite size effect from the one-loop $O(q^3)$ contribution to the self-energy. Putting the external nucleon line on-shell, the self-energy is given by ⁴

$$\Sigma(q = m_0) = \frac{3g_A^2 m_0 m_{PS}^2}{2F_\pi^2} \int_0^\infty dx \int \frac{d^4 p}{(2\pi)^4} [p^2 + m_0^2 x^2 + m_{PS}^2 (1-x)]^{-2} \quad (3)$$

in Euclidean space. The temporal extent of the lattice is taken to be infinite. We define $\delta = \frac{1}{m_0} (\Sigma(\not{q} = m_0, L) - \Sigma(\not{q} = m_0, \infty))$, and using ⁸ express it as an integral over Bessel functions:

$$\delta = \frac{3g_A^2 m_{PS}^2}{16\pi^2 F_\pi^2} \int_0^\infty dx \sum_{\vec{n} \neq 0} K_0 \left(L |\vec{n}| \sqrt{m_0^2 x^2 + m_{PS}^2 (1-x)} \right). \quad (4)$$

Then we calculate the finite size behavior of the nucleon mass:

$$m_N(L) = (1 + \delta) m_N(\infty). \quad (5)$$

We first extrapolate to $m_N(\infty)$ by using the lattice result from the largest available lattice as input to Eq.(5), and then determine $m_N(L)$ at finite lattice extent using the formula Eq.(5). In Fig. 3 we compare lattice nucleon masses from various volumes with both relativistic and NR χPT at $O(q^3)$. Relativistic χPT describes the lattice data very well up to pion masses ~ 700 MeV. We find that for the finite size effect to be $< 1\%$, L should be ≥ 1.9 fm at the smallest pion mass shown in the plot.

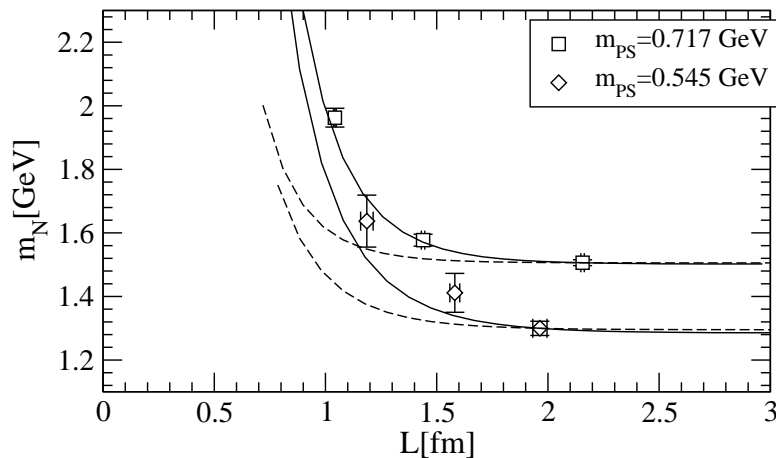


Figure 3. m_N as a function of size on the lattice and in χPT . Data sets correspond to a fixed (β, κ) value and are labeled by the pion mass on the largest volume. The dashed lines show the results from NR χPT .

The finite size effect calculated in the non-relativistic formalism (for discussion see also ⁹) is considerably smaller compared to the relativistic result and the lattice data. On lattices of 1 – 2 fm size it is $\sim 30 - 40\%$ of the relativistic effect.

Acknowledgements

This work is supported in part by the Deutsche Forschungsgemeinschaft. The simulations were done on the APEmille at NIC (Zeuthen), the Hitachi SR8000 at LRZ (Munich) and the Cray T3E at EPCC (Edinburgh) and NIC (Jülich). We thank all institutions for their support.

References

1. JLQCD Collaboration, S. Aoki *et al.*, *Phys. Rev.* **D68**, 054502 (2003).
2. R. Sommer *et al.*, proceedings Lattice 03, hep-lat/0309171.
3. CP-PACS Collaboration, A. Ali Khan *et al.*, *Phys. Rev.* **D65**, 054505 (2002); Erratum *ibid.* **D67**, 059901 (2003).
4. T. Becher and H. Leutwyler, *Eur. Phys. J.* **C9**, 643 (1999).
5. M. Procura, T.R. Hemmert and W. Weise, hep-lat/0309020.
6. T.R. Hemmert, M. Procura and W. Weise, hep-lat/0303002, *Phys. Rev.* **D** in press.
7. V. Bernard, T.R. Hemmert and U.G. Meißner, hep-ph/0307115.
8. P. Hasenfratz and H. Leutwyler, *Nucl. Phys.* **B343**, 241 (1990).
9. A. Ali Khan *et al.*, *Nucl. Phys.* **B(Proc.Suppl.)119**, 419 (2003).