

## Lattice QCD on Earth Simulator\*

S. Aoki<sup>a</sup>, K.-I. Ishikawa<sup>a,b</sup>, Y. Iwasaki<sup>a</sup>, K. Kanaya<sup>a</sup>, T. Kaneko<sup>c</sup>, Y. Kuramashi<sup>c</sup>, N. Tsutsui<sup>c</sup>, A. Ukawa<sup>a,b</sup> and T. Yoshié<sup>a,b</sup>

<sup>a</sup>Institute of Physics, University of Tsukuba, Tsukuba, Ibaraki 305-8571, Japan

<sup>b</sup>Center for Computational Physics, University of Tsukuba, Tsukuba, Ibaraki 305-8577, Japan

<sup>c</sup>High Energy Accelerator Research Organization (KEK), Tsukuba, Ibaraki 305-0801, Japan

We report on coding and performance of our polynomial hybrid Monte Carlo program on the Earth Simulator. At present the entire program achieves 25–40% efficiency. An analysis of overheads shows that a tuning of inter-node communications is required for further improvement.

### 1. Introduction

The joint CP-PACS/JLQCD Collaborations have been carrying out [1] three-flavor full QCD simulations with the Iwasaki RG gauge action and the non-perturbatively  $O(a)$  improved Wilson quark action using the polynomial Hybrid Monte Carlo (PHMC) method [2] on a variety of computers. One of the computers is the Earth Simulator(ES) at the ES Center [3]. It was made available under the project “Study of the Standard Model of Elementary Particles on the Lattice with the Earth Simulator” which was approved as one of the “Epoch Making Simulation Projects” of the ES Center. Here we report on the performance of our PHMC program on ES.

### 2. Coding on ES

The ES consists of 640 processing nodes (PN) connected by a one-dimensional crossbar switch with 12.3 GB/s bi-directional bandwidth. Each PN is an SMP with 8 vector-type arithmetic processors (AP), each with a peak speed of 8GFlops. Among several programming models, we employ micro-tasking by hand parallelization for 8 AP’s of a single PN and MPI for communications between PN’s.

Our PHMC code was originally developed at KEK for Hitachi SR8000 and sustains as much as 40% of peak speed as a whole. On the ES,

however, the performance turned out to be of order 10%. To explore an effective coding style, we take the basic MULT subroutine for Wilson-Dirac matrix-vector multiplication, and measure the performance for seven types of coding on a single AP. Results range from 10 to 73% for a  $6 \times 6 \times 48 \times 48$  lattice.

The highest performance is achieved by a code written originally for a vector-parallel machine, Fujitsu VPP500. In this code, sites are one-dimensionalized on the  $z-t$  plane and divided by four to realize a large vector length without list vectors. Other codes with smaller vector lengths (e.g. that for Hitachi SR8000 in which only  $t$  direction is vectorized) show low performance of at most 30%. Hence we rewrite the entire code with the coding style used for VPP500.

We subdivide the whole lattice on the  $x-y$  plane and assign each region to a PN and parallelize with MPI. In one PN, loop indices in the  $x$  and  $y$  directions and an even/odd flag for four vector loops mentioned above are one-dimensionalized and divided by eight. This enables the compiler to do an automatic parallelization (micro-tasking) of all appropriate do-loops.

### 3. Performance of MULT

Since performance depends on the lattice size and the number of PN, we examine three cases, a)  $20^3 \times N_t$  on  $5 \times 2$  PN ( $4 \times 10 \times 20 \times N_t$  per PN), b)  $24^3 \times N_t$  on  $3 \times 4$  PN ( $8 \times 6 \times 24 \times N_t$  per

\*presented at *Lat’03* by T. Yoshié

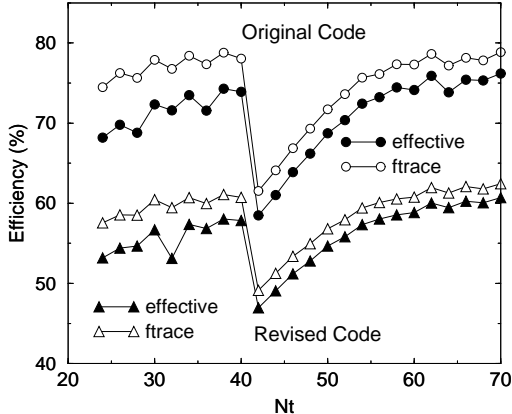


Figure 1. MULT vector performance on 1AP for an  $8 \times 6 \times 24 \times N_t$  lattice.

PN), and c)  $32^3 \times N_t$  on  $4 \times 4$  PN ( $8 \times 8 \times 32 \times N_t$  per PN).

### 3.1. Vector Processing on single AP

The vector processing performance on a single AP is an important fundamental. Our program includes redundant arithmetic calculations at edges in the  $z$  direction to realize a long vector length. Therefore we distinguish the performance reported by the system analyzer “ftrace” and that calculated theoretically for an effective part excluding the redundant operations. For the latter, total flops equals  $1296\text{flops} \times \#\text{sites}$ . The redundant part costs 2–4% of peak performance.

Figure 1 shows the single AP performance of MULT for case b) plotted versus  $N_t$ . We test two codes. In the original one, contributions from 8 directions are calculated in one large do-loop and are summed up later. In the revised code, which intends to overlay arithmetic operations and communications in future, the large loop is divided into two loops for  $z, t$  and  $x, y$  directions. The array structure is also different. The revised code runs about 15% slower. We suppose that this is partly caused by a slow startup of do-loops.

In general, the vector performance of the revised MULT code reaches 55-65% for all three cases. However, it drops by about 10% when the vector length just exceeds a multiple of the size of vector registers, 256.

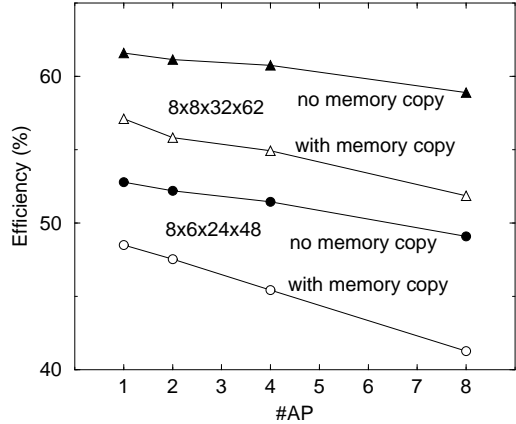


Figure 2. MULT efficiency on 1PN versus #AP.

### 3.2. Micro-Tasking Parallelization

The cost of automatic parallelization is another important point, because SMP of vector processors is a distinctive feature of PN. Figure 2 shows the efficiency against #AP for  $8 \times 8 \times 32 \times 62$  and  $8 \times 6 \times 24 \times 48$  lattices. The micro-tasking parallelization costs 3 to 4% which is not so high, while memory copy to implement boundary conditions is relatively heavy, being 4% for 1 AP and 7% for 8 AP’s.

### 3.3. MPI Communications

In our code one PN issues an `MPI_irsend` for a gathered data and an adjacent PN issues an `MPI_irecv` and then scatters the received data. This enables us to construct long messages. The message size ranges from 0.34MB to 1.64MB, and the throughput ranges from 1.62GB/sec to 5.56GB/sec. These numbers are consistent with a MPI performance report from the ES Center.

Communication performance drops by 20% due to buffer copy for gather/scatter, *e.g.*, the throughput for the longest message drops to 4.35GB/sec.

### 3.4. Breakdown of Overheads

In order to show how various overheads affect the overall efficiency, we show in Fig. 3 the MULT performance starting from 1 AP up to 72 AP’s (9 PN’s). The lattice volume per AP is fixed to  $4 \times 2 \times 32 \times 62$ , which corresponds to a  $32 \times 32 \times 32 \times 62$  lattice on a  $4 \times 4$  PN array. The performance of 61.6% for 1 AP finally

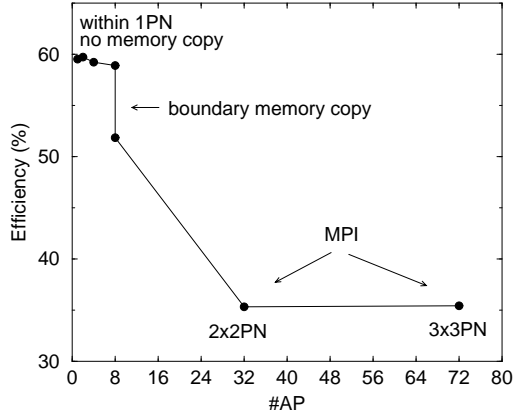


Figure 3. Efficiency of MULT versus #AP.

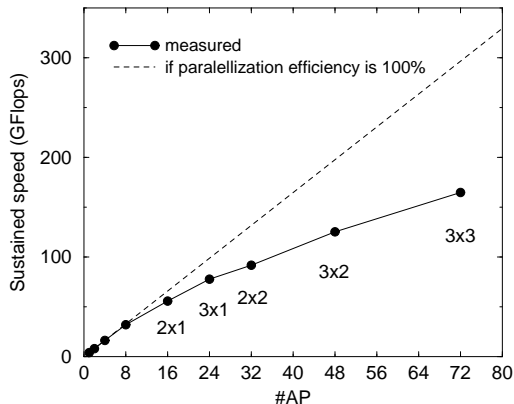


Figure 4. MULT sustained speed for a  $24^3 \times 48$  lattice versus #AP.

drops to 35.4% for 72 AP's. The main cause of the drop is a slow speed of MPI communications which are not overlaid with arithmetic operations, and secondly the cost of memory copy in one PN, which together costs 40% relative to the total execution time. The fraction becomes higher when volume/node becomes smaller; for a  $20^3 \times 40$  lattice on a  $5 \times 2$  PN array, 60% of execution time is spent for communications and memory copy.

Figure 4 shows the sustained speed in GFlops versus #AP for a  $24^3 \times 48$  lattice. In this case, lattice size is fixed for all measurements. For 1 AP, 4.12GFlops (52% efficiency) is achieved, and 164.83GFlops for 72 AP's is about 40 times that for 1 AP. In other words, the parallelization efficiency is  $40/72 \approx 56\%$ .

Table 1

Profile (%), performance (GFlops) per 1AP and total efficiency (%) of the PHMC program.

size	$20^3 \cdot 40$	$24^3 \cdot 48$	$32^3 \cdot 64$	$32^3 \cdot 62$
node	5 · 2	3 · 4	4 · 4	4 · 4
copy	36.9	28.6	21.4	24.6
MULT	24.8	29.4	34.8	34.1
MLCI	13.4	18.3	20.1	17.8
BiCG	9.8	9.2	8.8	8.9
Perf	2.01	2.29	2.87	3.18
Eff	24.9	28.6	35.9	39.8

#### 4. Performance of the PHMC Program

Table 1 shows the profile of the entire PHMC program as provided by the ES profiler. The arithmetic calculations and boundary copy/communications in MULT are the two heaviest routines. The multiplication of the inverse clover term (MLCI) and BiCGStab (BiCG) are the third and fourth heaviest, which are relatively light. Therefore, for the next round of simulations on a  $32^3 \times N_t$  lattice, we plan to overlay arithmetic operations and communications in the MULT routine.

As Table 1 shows the PHMC program runs on the ES with an efficiency of 25–40% for our four target lattice sizes. Currently we are executing on a  $20^3 \times 40$  lattice at  $m_\pi/m_\rho \approx 0.6$ . The efficiency of 31% on the ES is comparable to that on other machines, 35% on SR8000/F1 at KEK with 32 nodes, 44% on VPP5000 at Tsukuba with 8 nodes, and 20% on CP-PACS with 500 nodes.

We would like to thank the ES Center for the approval of our project, K. Itakura for continuous technical support, and RCNP, Osaka university for some CPU time of SX5 at early stage of this project. This work is supported in part by Grants-in-Aid of the Ministry of Education No.15204015.

#### REFERENCES

1. T. Kaneko *et al.* (CP-PACS/JLQCD Collaboration), these proceedings.
2. S.Aoki *et al.* (JLQCD Collaboration), Phys. Rev. D65 (2002) 094507.
3. <http://www.es.jamstec.go.jp/>