

Renormalization of Anisotropy and Glueball Masses on Tadpole Improved Lattice Gauge Action

Mushtaq Loan^{*}, Tim Byrnes[†] and Chris Hamer
School of Physics, University of New South Wales, Sydney, Australia
(January 10, 2003)

Abstract

The Numerical calculations for tadpole-improved U(1) lattice gauge theory in three-dimensions on anisotropic lattices have been performed using standard path integral Monte Carlo techniques. Using average plaquette tadpole renormalization scheme, simulations were done with temporal lattice spacings much smaller than the spatial ones and results were obtained for the string tension, the renormalized anisotropy and scalar glueball masses. We find, by comparing the ‘regular’ and ‘sideways’ potentials, that tadpole improvement results in very little renormalization of the bare anisotropy and reduces the discretization errors in the static quark potential and in the glueball masses.

Typeset using REVTeX

^{*}e-mail :mushe@newt.phys.unsw.edu.au

[†]e-mail :tb@newt.phys.unsw.edu.au

I. INTRODUCTION

Compact $U(1)$ gauge theory in $(2+1)$ dimensions is one of the simplest models with dynamical gauge degrees of freedom and possesses some important similarities with QCD [1]. The model has two essential features in common with QCD, confinement [2,3] and chiral symmetry breaking [4]. The theory is interesting in its own right, for it has analytically been shown to confine electrically charged particles even in the weak-coupling regime (at zero temperature) [2,3,5–8]. The confinement is understood as a result of the dynamics of the monopoles which emerge due to the compactness of the gauge field. The string tension as a function of the coupling behaves in a similar fashion to that of the 4-dimensional $SU(N)$ lattice gauge theory. This model also allows us to work with large lattices with reasonable statistics. Other common features of compact $U(1)_{(2+1)}$ and QCD are the existence of a mass gap and of a confinement-deconfinement phase transition at some non-zero temperature. Thus, being reasonably simple and theoretically well understood in the weak-coupling limit, the $U(1)$ model provides a good testing ground for the development of new methods and new algorithmic approaches. In a recent paper [9] we have obtained the first clear picture of the static quark potential, showing very clear evidence of the linear confining behaviour at large distances. The evidence of the the scaling behaviour of the string tension and the mass gap has also been observed in this model.

In the present paper we want to extend the analysis of Ref. [9] in various respects. Since the measured ratio of spatial to temporal lattice spacings is not the same as the input parameter in the action, it becomes important to determine the true or renormalized anisotropy ξ_{phy} as a function of the bare anisotropy ξ_0 . In the case of the Wilson gauge action, the renormalized anisotropy can differ appreciably from the bare anisotropy that is the input parameter to the action. It has recently been shown that tadpole improvement reduces the renormalization of the bare anisotropy to a few percent [10,11]. We investigate the influence of tadpole improvement on isotropic and anisotropic lattices for the $U(1)$ model in $(2+1)$ dimensions in reducing the renormalization of the bare anisotropy at weak and strong couplings. In the other direction, we apply tadpole improved $U(1)$ lattice gauge to calculations of the static quark potential, the string tension and the scalar glueball masses and compare the results with simulations of the Wilson action.

The rest of this paper is organized as follows. After outlining the tadpole improved $U(1)$ gauge model in $(2+1)$ dimensions in Sect. II, we describe the method for determination of the renormalized anisotropy in Sect. III. We present results from our simulations on anisotropic lattices using both standard and tadpole improved Wilson gauge action in Sect. IV. We compare bare and renormalized anisotropies, static quark potential and scalar glueball masses from these actions. We conclude in Sect. V with a summary and out look on future work.

II. COMPACT $U(1)$ MODEL IN $(2+1)$ DIMENSIONS

The tadpole-improved $U(1)$ gauge action on an anisotropic lattice can be written in the following form [12]:

$$S = \beta \sum_{r,i>j} \frac{\xi_0}{u_s^4} (1 - P_{ij}(r)) + \sum_{r,i} \frac{1}{\xi_0 u_s^2 u_t^2} (1 - P_{it}(r)) \quad (1)$$

where $P_{\mu\nu}$ is the plaquette operator, $\xi_0 = \Delta\tau = a_t/a_s$ is the bare anisotropy at the classical level and u_s and u_t are the mean fields for the tadpole improvement.

On the anisotropic lattice, the mean fields are determined by using the measured values of the average plaquettes [10]. We first compute u_s from spatial plaquettes, $u_s^4 = \langle P_{ij} \rangle$, and then we compute u_t from temporal plaquettes, $u_t^2 u_s^2 = \langle P_{it} \rangle$. Another way to determine the mean fields is to use the mean links in Landau gauge [14]

$$u_t = \langle \text{ReTr} U_t \rangle, \quad u_s = \langle \text{ReTr} U_i \rangle \quad (2)$$

where the lattice version of the gauge condition is obtained by maximizing the quantity,

$$\sum_{r,\mu} \frac{1}{u_\mu a_\mu^2} \text{Tr} U_\mu(r) \quad (3)$$

Since the temporal lattice spacing in our simulations is very small, we adopt the following convention [10,15,16] for the mean fields in tadpole improvement

$$u_t \equiv 1, \quad u_s = \langle P_{ij} \rangle^{1/4}. \quad (4)$$

This prescription eliminates the need for gauge fixing and the results yield values for u_s which differ from those found using Landau gauge by only a few percent.

III. RENORMALIZATION OF ANISOTROPY

At finite coupling g , the anisotropy is renormalized away from its input value ξ_0 . The renormalized anisotropy ξ_{phy} is determined by comparing the static quark potential where the quark and anti-quark are separated along a spatial direction with the potential where they are separated along the temporal direction. Accordingly on an anisotropic lattice there are two potentials, $V_{xt}(\mathbf{r})$ and $V_{xy}(\mathbf{r})$. The two potentials differ by a factor of ξ_{phy} and by an additive constant, since the self-energy corrections to the static potential are different if the quark and anti-quark propagate along the temporal or a spatial direction. Thus ξ_{phys} can be determined by comparing the static quark potential computed from the logarithmic ratio of time-like Wilson loops $R(x, \tau)$, where

$$R(x, \tau) \equiv \frac{W_{xt}(x, \tau + 1)}{W_{xt}(x, \tau)}, \quad (5)$$

with the potential computed from that of the space-like Wilson loops $R(x, y)$, where

$$R(x, y) \equiv \frac{W_{xy}(x, y + 1)}{W_{xy}(x, y)}. \quad (6)$$

Asymptotically, for large τ and y , the ratios $R(x, \tau)$ and $R(x, y)$ approach

$$R(x, \tau) = Z_{x\tau} e^{-\tau V(x)} + (\text{excited state contributions}), \quad (7)$$

$$R(x, y) = Z_{xy} e^{-y V(x)} + (\text{excited state contributions}). \quad (8)$$

To suppress the excited state contributions, a simple APE smearing technique [17–19] was used. In this technique an iterative smearing procedure is used to construct Wilson loop (and glueball) operators with a very high degree of overlap with the lowest-lying state. In our single-link smoothing procedure, we replace every space-like link variable by

$$U_i \rightarrow P \left[\alpha U_i + \frac{(1-\alpha)}{2} \sum_s U_s \right] \quad (9)$$

where the sum over ‘ s ’ refers to the “staples”, or 3-link paths bracketing the given link on either side in the spatial plane, and P denotes a projection onto the group $U(1)$, achieved by renormalizing the magnitude to unity. We used a smearing parameter $\alpha = 0.7$ and up to ten iterations of the smearing process. To reduce the statistical errors, the time-like Wilson loops were constructed from “thermally averaged” time-like links [18,19].

The links making up the space-like and time-like Wilson loops are smeared by the same amount so that the ratios $R(x, \tau)$ and $R(x, y)$ have the same excited-state contribution. Similarly, finite-volume corrections to the $R(x, \tau)$ and $R(x, y)$ are the same if the temporal and spatial extents are equal in physical units, i.e. $N_s = \xi_{phys}.N_t$ in lattice units. These statements are expected to hold only for large x , y and τ ; otherwise there can be large $O(a_s^2, a_t^2)$ lattice errors.

The physical anisotropy is determined from the ratio of the potentials $V_{xt}(R)$ and $V_{xy}(R)$ estimated from R_{xt} and R_{xy} respectively. The unphysical constant in the potentials is removed by subtraction of the simulation results at two different radii¹

$$\xi_{phy.} = \frac{V_{xt}(R_2) - V_{xt}(R_1)}{V_{xy}(R_2) - V_{xy}(R_1)} \quad (10)$$

IV. SIMULATION AND RESULTS

Simulations were performed on four lattices of $N_s^2 \times N_t$ sites, with $N_s = 16$ and N_t ranging from 32 to 48 with mean-link improvement, and four lattices with the Wilson action. Configurations were generated by using the Metropolis algorithm. The details of the algorithm are discussed elsewhere [9]. Ensembles of about 1000 configurations were used to measure the static quark potential, while 1,400 configurations, at coupling values from $\beta = 1.0$ to 2.5, were generated for the glueball mass. We fixed $\xi_0 = 16/N_t$ in the first pass, so that the lattice size remains fixed at $16a_s$ in all directions. The simulation parameters of the lattices analyzed here are given in Table I.

After measuring the Wilson loops at fixed values of β , we compute the ratios R_{xt} and R_{xy} . We find that the individual ratios reach their plateaus for $\tau \geq 3$ and $y \geq 3$ for fixed x as shown in Figs. 1 and 2. These ratios are expected to be independent of τ and y for $\tau, y \geq 3$ respectively. The estimates of the potentials $V_{xt}(R)$ and $V_{xy}(R)$ can now be found from these ratios.

¹Alternative methods for the measurement of renormalized anisotropy are discussed in [12,13]

Fig. 3 shows a graph of the static quark potentials, computed from spatial and temporal Wilson loops, as a function of radius R at $\beta = 1.306$ and $\Delta\tau = 0.5$. The potential in the lattice units obtained from the ratio of the time-like Wilson loops has been rescaled by the input anisotropy. To extract the string tension, the time-like potential is well fitted by a form

$$V_{xt}(R) = a + b \ln R + \sigma R, \quad (11)$$

including a logarithmic Coulomb term as expected for classical QED in (2+1) dimensions which dominates the behaviour at small distances, and a linear term as predicted by Polyakov [3] and Göpfert and Mack [8] dominating the behaviour at large distances and showing a clear evidence of the linear confining behaviour at large distances.

We measured each anisotropy twice, using two different radii R_1 for subtraction, with fixed R_2 . Setting $R_2 = 4$, we computed the anisotropy with $R_1 = 2$ and $\sqrt{2}$. The two determinations of anisotropy, shown in Table II, are in excellent agreement. The numerical values of the renormalization of the anisotropy η appears to be essentially linear even at large β . It is seen that for with mean-field improvement the input anisotropy is renormalized by few percent over the range of lattices analyzed here, whereas the measured value of anisotropy is about 15 – 20% lower than the bare anisotropy with the standard Wilson action. This can be seen from Fig. 4 where the renormalization of the anisotropy is plainly visible as a difference in slope of the potentials computed from R_{xt} and R_{xy} .

Glueball correlation functions $C(\tau)$ were also calculated

$$C(\tau) = \sum_{\tau_0} \langle 0 | \bar{\Phi}_i(\tau + \tau_0) \bar{\Phi}_i(\tau_0) | 0 \rangle \quad (12)$$

where $\bar{\Phi}_i(\tau)$ is the optimized glueball operator found by a variational technique, following Morningstar and Peardon [16] and Teper [20], from a linear combination of the basic operators ϕ_i ,

$$\Phi(\tau) = \sum_{\alpha} v_{i\alpha} \phi_{i\alpha}(\tau) \quad (13)$$

where the index α runs over the rectangular Wilson loops with dimensions $l_x = [n-1, n+1]$, $l_y = [n-1, n+1]$ and smearing $n_s = [m-1, m+1]$, making 27 operators in all.

The optimized correlation function was fitted with the simple form

$$C_i = c_0 + c_1 \cosh m_i(T/2 - \tau) \quad (14)$$

to determine the glueball mass estimates.

The results for the symmetric and the anti-symmetric glueball masses over the square root of the string tension are shown in Table III, along with the mean plaquette values at different β at $\Delta\tau = 1.0$. Figure 5. shows the behaviour of the logarithm of the antisymmetric mass gap over the square root of the string tension as a function of β . It can be seen that the ratio scales exponentially to zero in the weak-coupling limit as should be in three-dimensional confining theories. The solid line is a fit to the data over the range $0.916 \leq \beta \leq 2.12$. The slope of the data matches the predicted form [8], however, the intercept of the scaling curve is large by a factor of 2 (our previous estimates of constant coefficient for standard Wilson

action are large by a factor of 5.2 [9]). It would be interesting to test the sensitivity of the slope and intercept of the scaling curve by including the radiative corrections.

A plot of mass ratio against the effective lattice spacing a_{eff} is shown in Fig. 6. At weak coupling, the theory is expected to approach a theory of free bosons [8] so that symmetric state will be composed of two 0^{--} bosons and the mass ratio should approach two. The mass ratio of the lowest glueball states scale against the effective lattice spacing towards a value close to 2.0, as expected for a theory of free scalar bosons. We note that mass ratio exhibits a scaling behaviour, even with the Wilson action [21], however, in contrast with the Wilson action, a significant reduction in the errors with tadpole improved action is apparent in the mass gaps and the mass ratio.

V. SUMMARY AND OUTLOOK

Mean field improved U(1) lattice gauge theory in (2+1) dimensions was applied to calculations of the static quark potential, the renormalized lattice anisotropy and the scalar glueball masses. We analyzed the mean-link improved action on isotropic and anisotropic lattices and comparisons were made with the simulations of the Wilson action. By comparing the static quark potentials computed from space-like and time-like Wilson loops, we determined the physical anisotropy of the tadpole improved Wilson action. We found that with mean-link improved Wilson action, the bare anisotropy is renormalized by less than a few percent, in contrast with the standard Wilson action, where the measured value of anisotropy is found to be about 15–20% lower than bare anisotropy on the lattices analyzed here. We found that tadpole improvement significantly reduces discretization errors in the static quark potential and the glueball masses. The mass ratio of the two lowest glueball states scales against the effective lattice spacing towards a value close to 2.0, as expected for a theory of free scalar bosons.

We intend to extend PIMC techniques to plaquette improved anisotropic gauge actions beyond the tree-level to include the radiative corrections. The intention is to test the sensitivity of the string tension and scalar glueball mass to radiative corrections of the expected order-of-magnitude and study the effects on the scaling slope, the constant coefficients and scaling behaviour observed in the weak-coupling regime of the theory.

REFERENCES

- [1] C. J. Hamer, K. C. Wang and P. F. Price, Phys. Rev. **D50**, 4693 (1994)
- [2] A.M. Polyakov, Nucl. Phys. **B120**, 120 (1977)
- [3] A.M. Polyakov, Phys. Lett. **B72**, 477 (1978)
- [4] H.R. Fiebig and R.M. Woloshyn, Phys. Rev. **D42**, 3520 (1990)
- [5] T. Banks, R. Myerson and J. Kogut, Nucl. Phys. **B129**, 493 (1977).
- [6] T. Banks, *et al.*, Phys. Rev. **D15**, 1111 (1978)
- [7] S.D. Drell, H.R. Quinn, B. Svetitsky and M. Weinstein, Phys. Rev. **D19**, 619 (1979)
- [8] M. Göpfert and G. Mack, Commun. Math. Phys. **82**, 545 (1982)
- [9] M. Loan, M. Brunner, C. Sloggett and C. J. Hamer, to appear in Phys. Rev. D; hep-lat/0209159
- [10] C. Morningstar, Nucl. Phys. **B (Proc. Suppl.) 53**, 914 (1997)
- [11] N.H. Shakespeare and H.D. Trottier, Phys. Rev. **D59**, 014502 (1998)
- [12] T.R. Klassen, Nucl. Phys. **B533**, 557 (1998)
- [13] J. Engels, F. Karsch and T. Scheideler, Nucl. Phys. **B564**, 303 (2000)
- [14] G.P. Lepage, Nucl. Phys. **B (Proc. Suppl.) 60**, 267 (1998)
- [15] C. Morningstar and M. Peardon, Nucl. Phys. **B (Proc. Suppl.) 47**, 258 (1996)
- [16] C. Morningstar and M. Peardon, Phys. Rev. **D56**, 4043 (1997)
- [17] M. Albanese *et al.*, Phys. Letts. **B192**, 163 (1987)
- [18] M. Teper, Phys. Letts. **B183**, 345 (1986)
- [19] K. Ishikawa, A. Sato, G. Schierholz and M. Teper, Z. Phys. **C21**, 167 (1983)
- [20] M. Teper, Phys. Rev. **D59**, 014512 (1999)
- [21] M. Loan, M. Brunner and C. J. Hamer, hep-lat/0209161

TABLES

Action	$\xi_0 = \Delta\tau$	β	u_t	u_s	Volume
Tadpole	0.50	1.306	1.	0.924	$16^2 \times 32$
Improved		1.443	1.	0.931	$16^2 \times 40$
		1.592	1.	0.937	
		1.892	1.	0.946	
		1.302	1.	0.921	
	0.40	1.436	1.	0.927	$16^2 \times 40$
		1.584	1.	0.932	
		1.88	1.	0.940	
		1.2931	1.	0.915	
	0.33	1.426	1.	0.920	$16^2 \times 48$
		1.567	1.	0.922	
		1.858	1.	0.929	
Wilson	0.50	1.4142			$16^2 \times 32$
	0.40				$16^2 \times 40$
	0.33				$16^2 \times 48$

TABLE I. Simulation parameters for the lattices analyzed for renormalization of the anisotropy. The bare anisotropies ξ_0 and the means fields u_t and u_s for tadpole improvement are shown.

Action	ξ_0	β	ξ_{phys}		$\eta = \xi_{phys}/\xi_0$	
			R_2	R_1	R_2	R_1
Tadpole	0.50	1.306	0.500(1)	0.500(2)	1.00(1)	1.00(4)
Improved		1.443	0.501(2)	0.503(2)	1.00(4)	1.00(4)
		1.592	0.50(2)	0.50(3)	1.00(4)	1.00(6)
		1.892	0.50(5)	0.50(4)	1.0(1)	1.00(8)
		1.302	0.402(2)	0.401(2)	1.00(4)	1.00(5)
	0.40	1.436	0.402(1)	0.403(8)	1.00(2)	1.00(1)
		1.584	0.40(3)	0.40(2)	1.00(6)	1.00(4)
		1.88	0.40(1)	0.40(1)	1.00(7)	1.00(2)
		1.293	0.335(3)	0.34(1)	1.00(8)	1.03(3)
	0.33	1.426	0.33(2)	0.33(1)	1.00(6)	1.00(3)
		1.567	0.33(2)	0.33(1)	1.00(6)	1.00(3)
		1.858	0.33(3)	0.33(1)	1.00(6)	1.00(3)
Wilson	0.50	1.414	0.482(4)	0.471(3)	0.964(8)	0.942(6)
	0.40	1.414	0.336(4)	0.338(3)	0.84(1)	0.845(7)
	0.33	1.414	0.279(5)	0.281(2)	0.83(1)	0.843(6)

TABLE II. Measured anisotropy ξ_{phys} compared to the bare anisotropy ξ_0 for two actions.

Action	β	$\langle P \rangle$	a_{eff}	M_{0++}/\sqrt{K}	M_{0--}/\sqrt{K}	R_M
Tadpole improved	0.917	0.678	0.864	4.0(1)	3.9(1)	1.03(3)
	1.243	0.719	0.446	3.83(9)	3.2(1)	1.19(3)
	1.327	0.776	0.373	3.5(2)	2.9(1)	1.23(4)
	1.460	0.797	0.281	3.7(1)	2.34(7)	1.58(4)
	1.613	0.816	0.202	3.6(1)	2.05(2)	1.80(5)
	1.816	0.836	0.129	2.05(4)	0.98(3)	2.00(5)
	1.917	0.844	0.103	2.0(1)	0.99(5)	2.00(6)
	2.168	0.861	0.058	2.19(6)	1.05(2)	2.08(7)
	2.417	0.874				
	2.669	0.885				
Wilson	2.917	0.895				
	1.0	0.475	0.733	3.27(3)	3.1(1)	1.03(6)
	1.35	0.629	0.356	3.6(1)	2.81(9)	1.30(5)
	1.41	0.656	0.310	3.8(1)	2.95(8)	1.31(7)
	1.55	0.704	0.231	4.0(1)	2.81(6)	1.42(7)
	1.70	0.748	0.166	4.03(8)	2.51(2)	1.60(8)
	1.90	0.790	0.107	3.9(1)	1.88(3)	2.0(1)
	2.0	0.806	0.085	3.53(4)	1.96(4)	1.80(9)
	2.5	0.854	0.027	3.1(2)	1.50(8)	2.0(1)

TABLE III. Monte Carlo estimates for the mean plaquette $\langle P \rangle$, the effective lattice spacing, the symmetric and antisymmetric glueball masses M_{0++} , M_{0--} , for tadpole improved Wilson action at $\Delta\tau = 1.0$

FIGURES

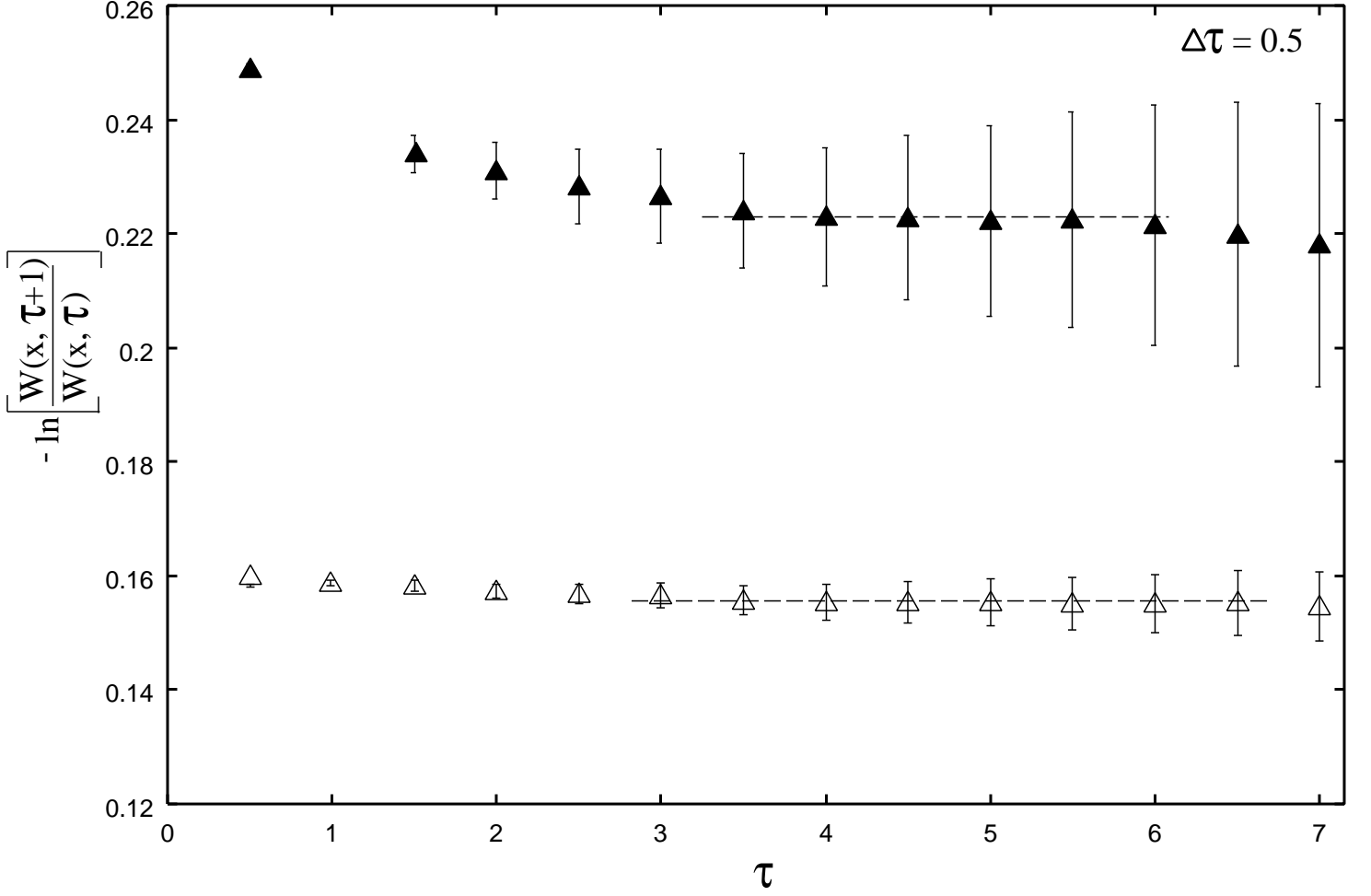


FIG. 1. Logarithmic ratio of the time-like Wilson loops as a function of τ for fixed x at $\beta = 1.309$ and $\Delta\tau = 0.5$. The solid triangles correspond to $x = 4$ and open triangles show $x = 2$ values.

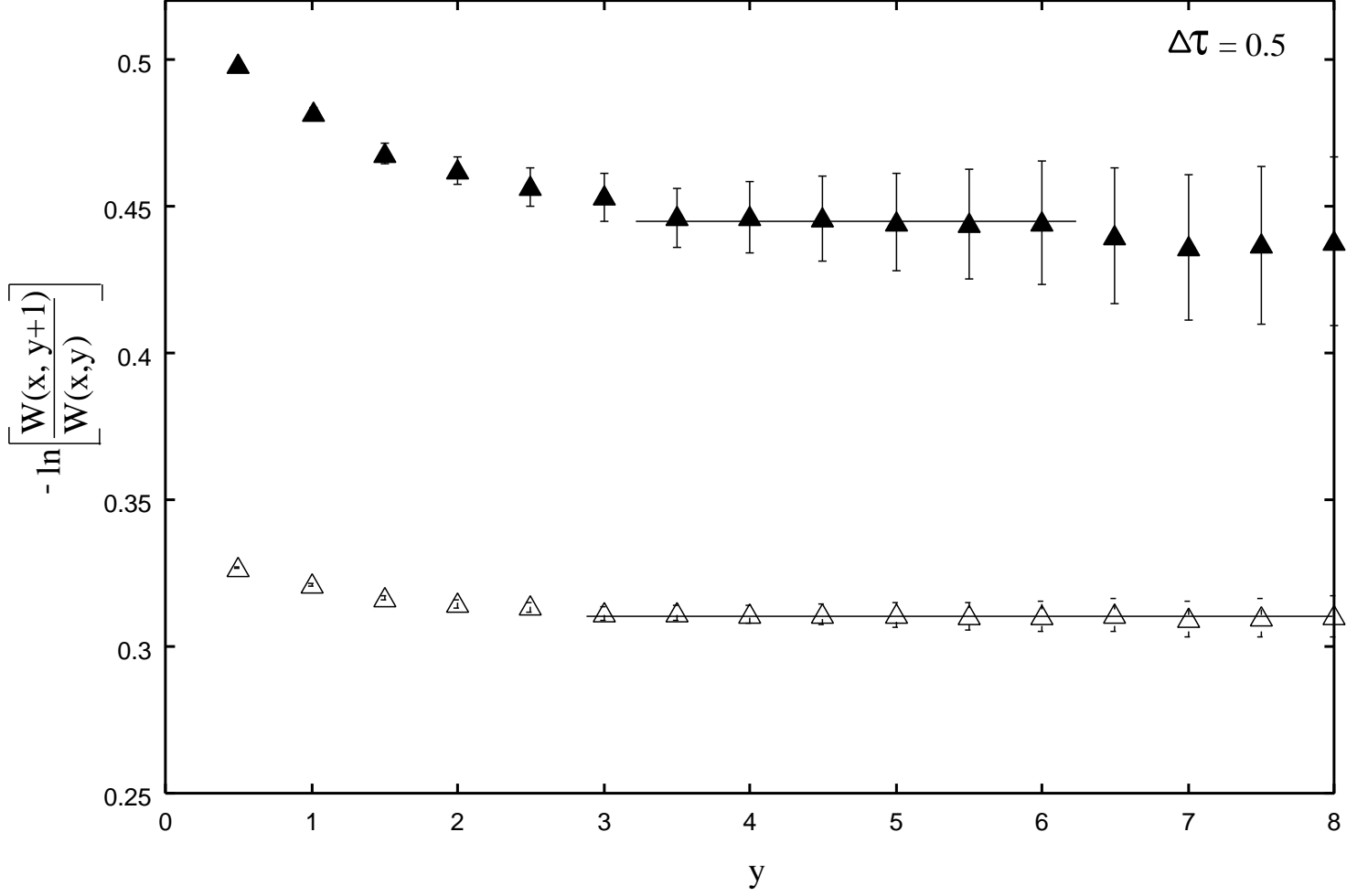


FIG. 2. Logarithmic ratio of the spatial Wilson loops as a function of y for fixed x at $\beta = 1.309$ and $\Delta\tau = 0.5$. The solid triangles correspond to $x = 4$ and open triangles show $x = 2$ values.

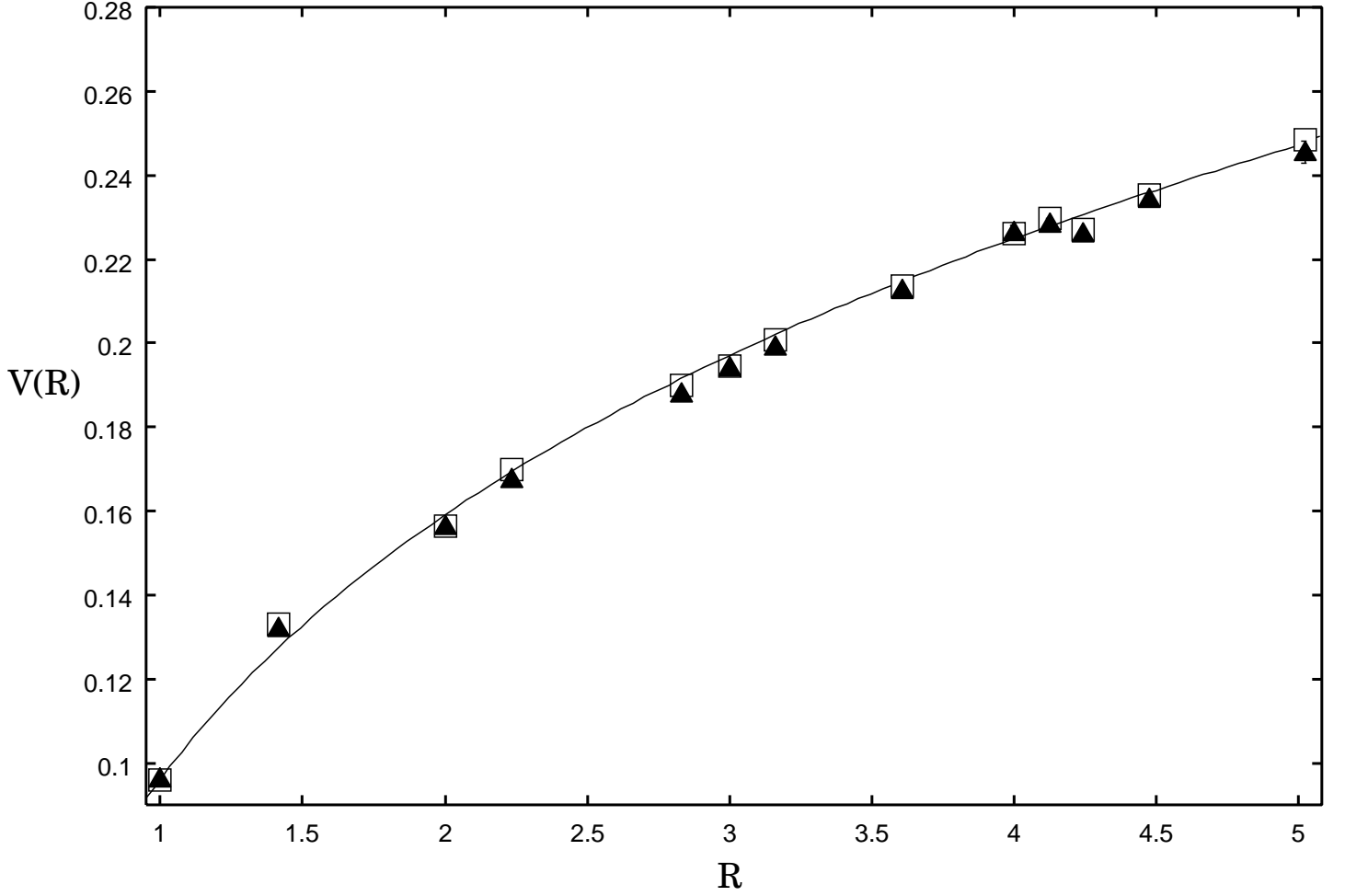


FIG. 3. Static quark potentials computed from R_{xt} (solid triangles) and R_{xy} (open squares) as a function of separation R at $\beta = 1.306$ and $\Delta\tau = 0.5$ using mean field improved gauge action. The potential obtained from R_{xt} has been rescaled by the input anisotropy. The solid line is a fit to the form $V(R) = a + \sigma R + c \ln(R)$ to the temporal Wilson loops.

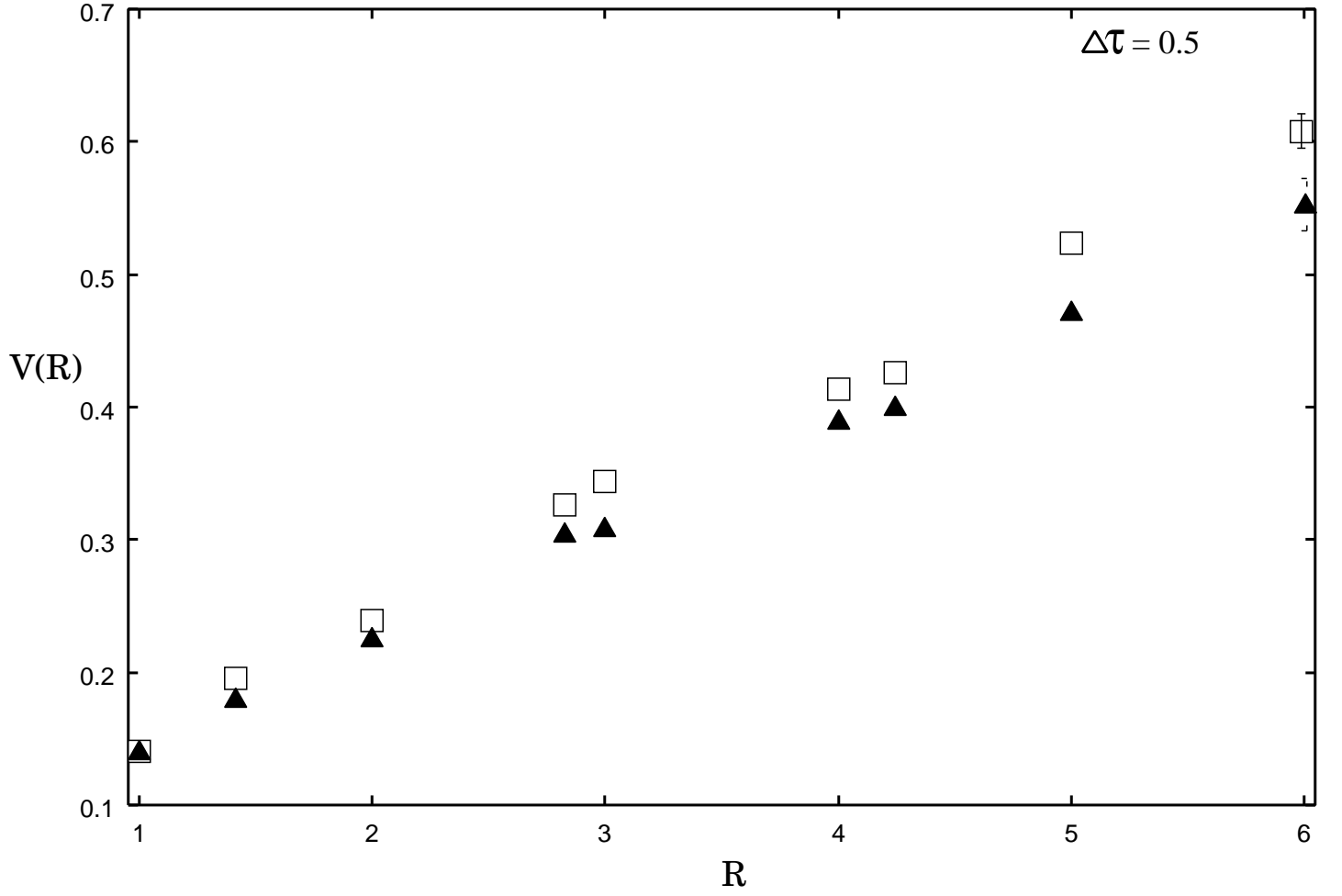


FIG. 4. Static quark potentials computed from R_{xt} (solid triangles) and R_{xy} (open squares) at $\beta = 1.306$ and $\Delta\tau = 0.5$ for standard Wilson action.

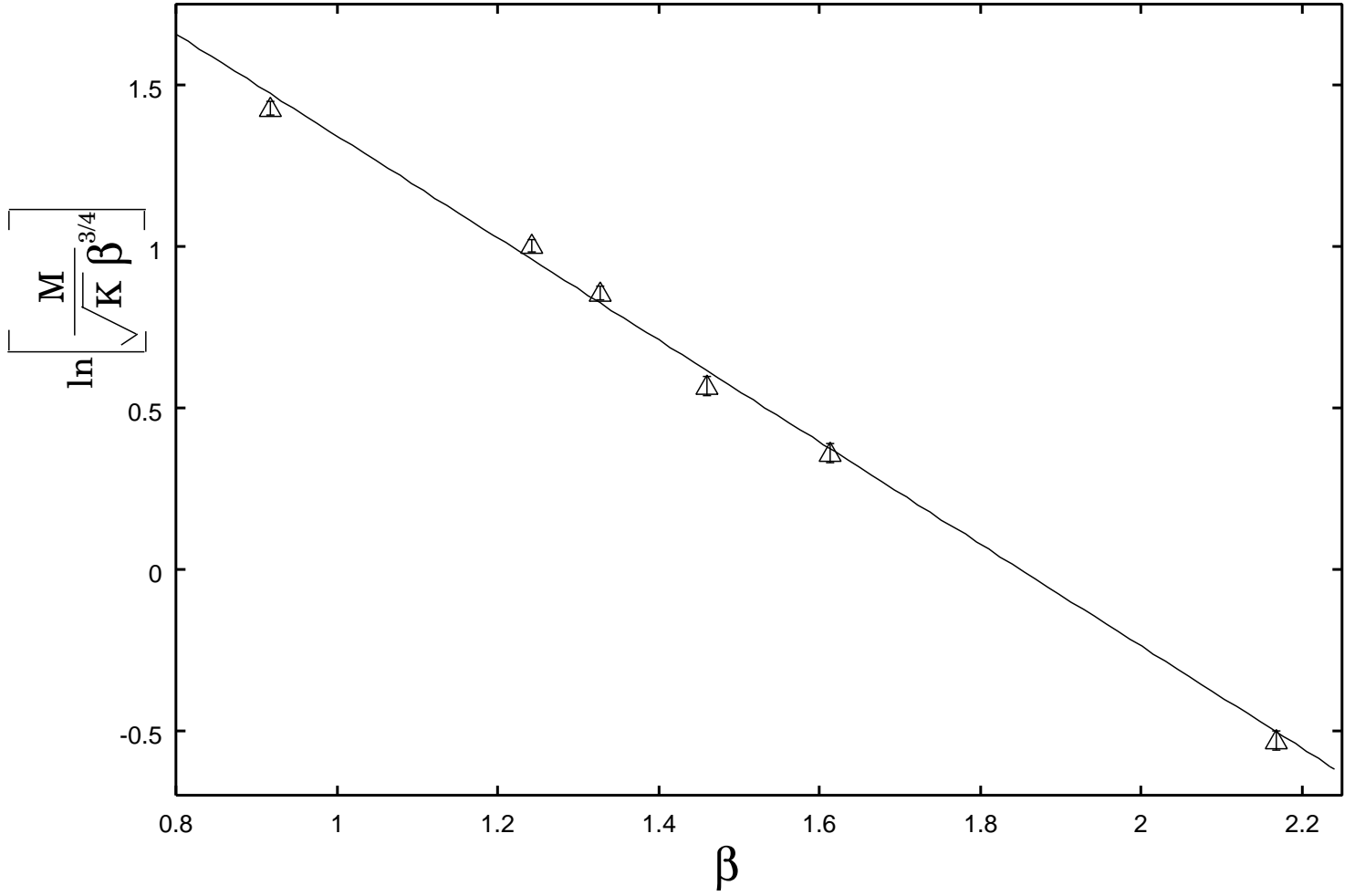


FIG. 5. Logarithmic dimensionless ratio $M/\sqrt{K}\beta^{3/4}$ as a function of β . The solid curve is the fit to the data for $0.916 \leq \beta \leq 2.12$.

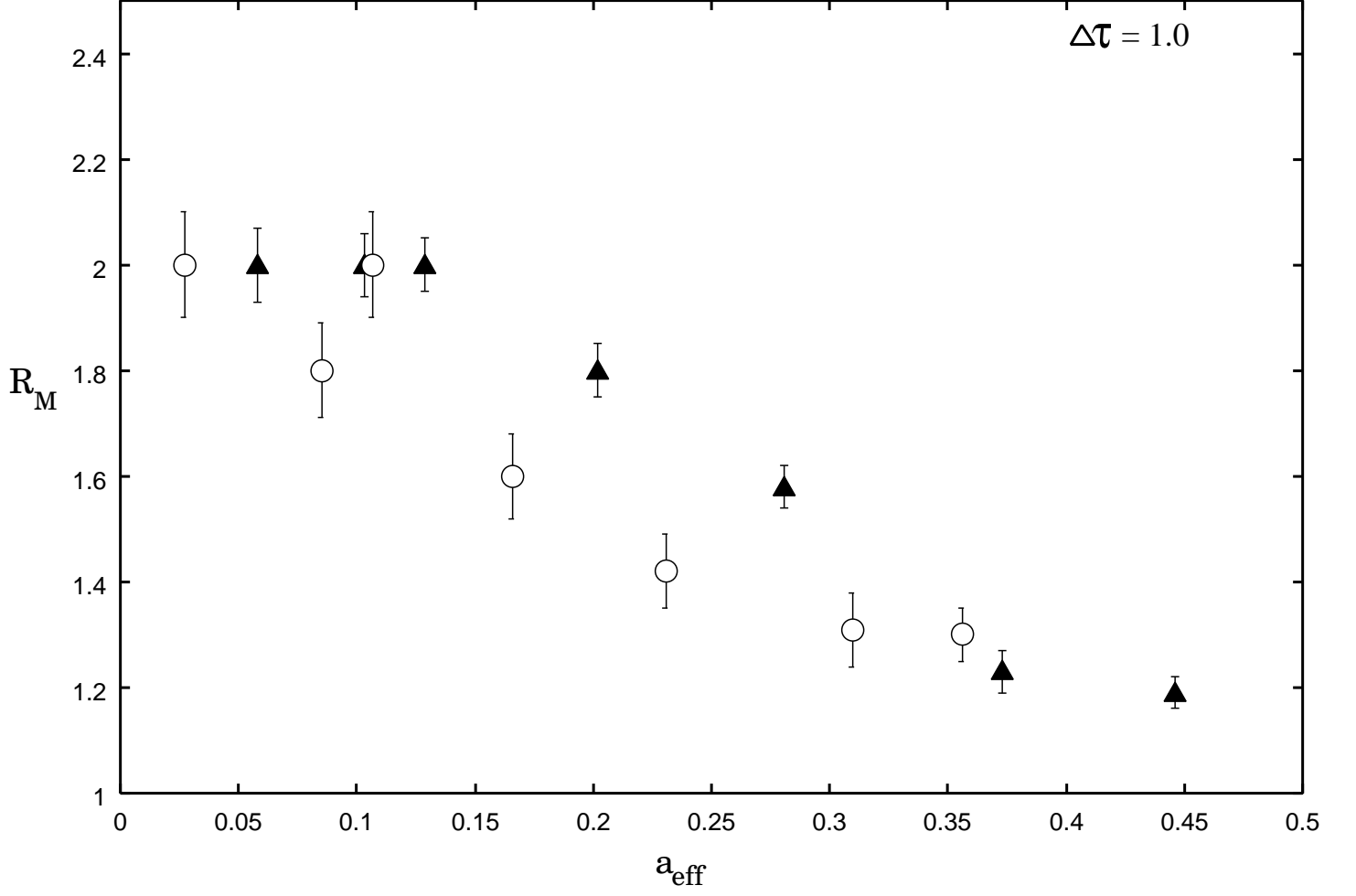


FIG. 6. Mass ratio M_R against the effective lattice spacing a_{eff} at $\Delta\tau = 1.0$. The solid triangles show the estimates for mean field improved gauge action and open circles show the estimates of standard Wilson action.