

# On the price of light quarks \*

qq+q Collaboration

F. Farchioni<sup>a</sup>, C. Gebert<sup>b</sup>, I. Montvay<sup>b</sup>, L. Scorzato<sup>b</sup>

<sup>a</sup> Westfälische Wilhelms-Universität Münster,  
 Institut für Theoretische Physik,  
 Wilhelm-Klemm-Strasse 9, D-48149 Münster, Germany

<sup>b</sup> Deutsches Elektronen-Synchrotron DESY  
 Notkestr. 85, D-22603 Hamburg, Germany

## Abstract

The computational cost of numerical simulations of QCD with light dynamical Wilson-quarks is estimated. The qualitative behaviour of the pion mass and coupling at small quark masses is discussed.

## 1 Introduction

The *eightfold way* of hadron spectra is the consequence of the SU(3) flavour symmetry in QCD which follows from the existence of three light quarks ( $u$ ,  $d$  and  $s$ ). Numerical simulations of QCD have to take into account this basic fact. The “quenched approximation”, which corresponds to the limit of infinitely heavy virtual quarks, is not reliable because of its unknown systematic errors (see, for instance, [1, 2]).

Chiral perturbation theory (ChPT) [3] is very useful for extrapolating the results of numerical simulations to the small  $u$ - and  $d$ -quark masses but,

---

\*Contribution by I. Montvay to QUARKS'2002, Novgorod, Russia, June 2002

of course, it has a finite range of applicability. In practice this means that one has to stay in a region where the one-loop ChPT formulas give a good approximation. For investigating the masses and couplings of pseudoscalar mesons one should reach the quark mass range below about one quarter of the strange quark mass ( $m_{ud} \leq \frac{1}{4}m_s$ ) [4, 5]. Present large scale QCD simulations – especially with Wilson-type quark actions – are not yet at small enough quark masses for the applicability of chiral perturbation theory. This is clearly displayed, for instance, by the absence of curvature (“no chiral logs”) in the present data about the dependence of  $m_\pi^2$  and  $f_\pi$  versus the quark mass  $m_q$  (see, for instance, [6, 7, 8, 9]).

Going to light quark masses in unquenched QCD simulations is a great challenge for computations because known algorithms have a substantial slowing down towards small quark masses. The present status has been summarized by the contributors to the panel discussion at the Berlin lattice conference [10]. In these contributions the computational costs were established at relatively large quark masses and extrapolated into the interesting range of small quark masses. Recent developments show, however, that at small quark masses new difficulties appear which might invalidate this extrapolation [11, 12]. This was the motivation of our collaboration to investigate in a series of algorithmic studies the computational cost of numerical simulations down to about one fifth of the strange quark mass ( $m_{ud} \leq \frac{1}{5}m_s$ ) [13, 14]. In our tests we used the two-step multi-boson algorithm [15].

## 2 Cost estimates

The computational cost of obtaining a new, independent gauge configuration in an updating sequence with dynamical quarks can be parametrized, for instance, as

$$C = F (r_0 m_\pi)^{-z_\pi} \left(\frac{L}{a}\right)^{z_L} \left(\frac{r_0}{a}\right)^{z_a} . \quad (1)$$

Here  $r_0$  is the Sommer scale parameter,  $m_\pi$  the pion mass,  $L$  the lattice extension and  $a$  the lattice spacing. The powers  $z_{\pi,L,a}$  and the overall constant  $F$  are empirically determined.

In order to limit the necessary computer time our collaboration first performed high statistics simulations with  $N_f = 2$  degenerate quark flavours on coarse lattices ( $8^3 \cdot 16$ ) with a lattice spacing  $a \simeq 0.27$  fm. ( $a$  is determined by  $r_0 \simeq 0.5$  fm from the measured value of  $r_0/a$ .) This gives for the space-

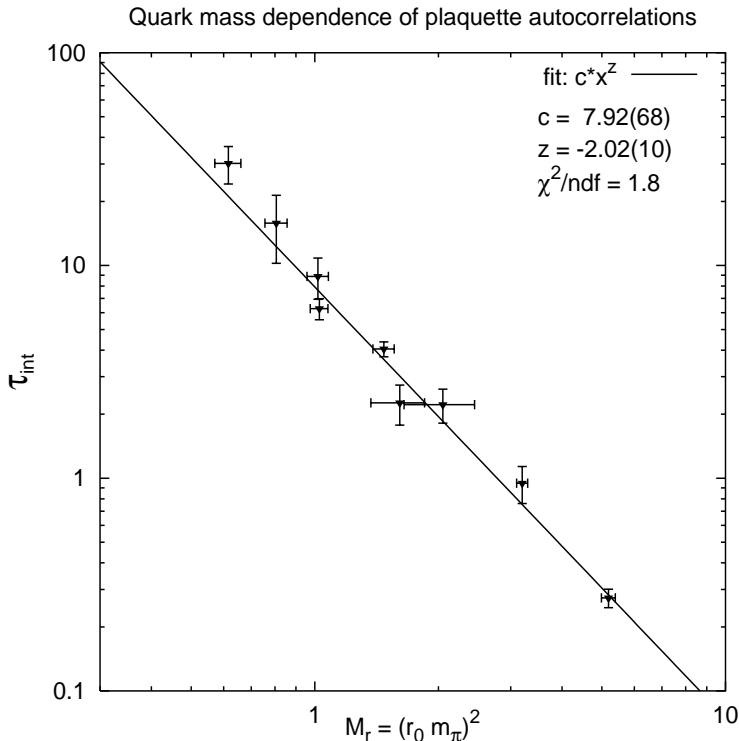


Figure 1: *Power fit of the plaquette autocorrelation given in units of  $10^6 \cdot$  MVM as a function of the dimensionless quark mass parameter  $M_r$ . The best fit of the form  $cM_r^z$  is at  $c = 7.92(68)$ ,  $z = -2.02(10)$ .*

extension  $L \simeq 2.2$  fm, which is sufficient for keeping finite volume effects tolerable, for instance, for  $m_\pi$  and  $f_\pi$ . For the definition of the quark mass the dimensionless quantity

$$M_r \equiv (r_0 m_\pi)^2 \quad (2)$$

has been used, which already appears in (1). In this variable the strange quark mass can be defined as  $M_{r, \text{strange}} \equiv 3.1$ .

Our results for the integrated autocorrelations of different physical quantities ( $\tau_{int}$ ) have been described in detail in [13]. For illustration see figures 1 and 2 where the quark mass dependence of  $\tau_{int}^{\text{plaquette}}$  and  $\tau_{int}^{m_\pi}$  are shown, together with power fits. The units for the costs are  $10^6$  fermion-matrix-vector-multiplications (MVMs). Comparing the two figures one sees that the “cost” for  $m_\pi$  is substantially less than the one for the average plaquette. The fitted powers of the quark mass are also different. In the notation of the

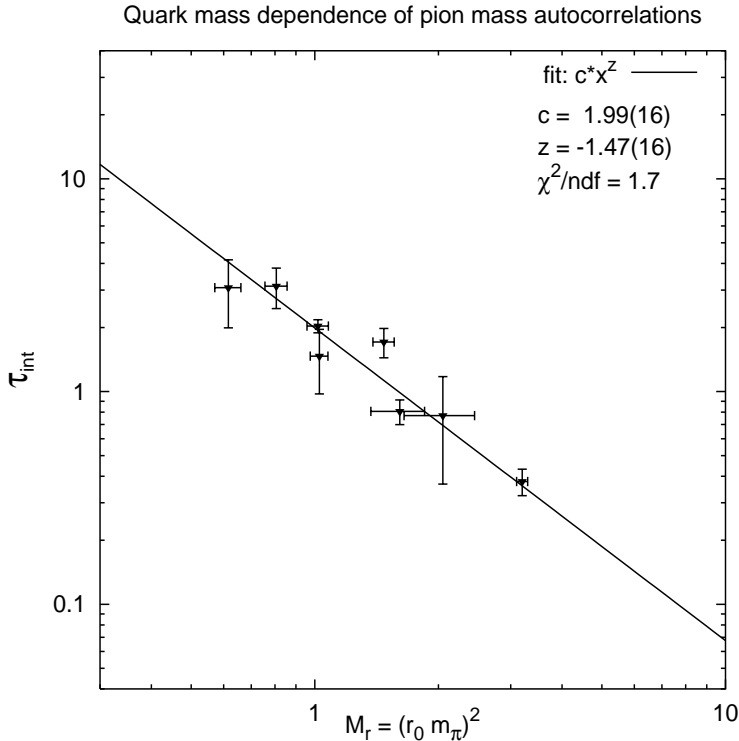


Figure 2: Power fit of the autocorrelation of the pion mass given in units of  $10^6 \cdot \text{MVM}$  as a function of the dimensionless quark mass parameter  $M_r$ . The best fit of the form  $cM_r^z$  is at  $c = 1.99(16)$ ,  $z = -1.47(16)$ .

formula in (1)  $\tau_{int}^{plquette}$  gives  $z_\pi \simeq 4$ , whereas  $\tau_{int}^{m_\pi}$  is consistent with  $z_\pi \simeq 3$ . The pion coupling constant  $f_\pi$ , which is related to the constant in front of the pion contribution in the pseudoscalar propagator, has even shorter autocorrelations than  $m_\pi$ . This is obviously rather advantageous for obtaining physical information from the quark mass dependence of the pion mass and coupling (see [4]).

Our collaboration also studied the volume dependence of the cost by choosing a few  $8^3 \cdot 16$  runs and repeating them on either  $16^4$  or  $12^3 \cdot 24$  lattices, without changing other parameters [14]. The parameters of the chosen points are collected in table 1 and some results are shown in table 2. The error analysis and integrated autocorrelations in the runs on the larger lattices have been obtained using the *linearization method* of the ALPHA collaboration [16]. The conclusion from these tests is that the cost increase with the lattice volume is quite acceptable because it is close to the trivial volume factor. In

Table 1: *Runs for comparing the simulations costs at different volumes. For the definition of algorithmic parameters see [13].*

run	lattice	$\beta$	$\kappa$	$n_1$	$n_2$	$n_3$	$\lambda$	$\epsilon \cdot 10^4$
(e)	$8^3 \cdot 16$	4.76	0.190	44	360	380	3.6	2.7
(e16)	$16^4$	4.76	0.190	72	350	440	3.6	2.7
(f)	$8^3 \cdot 16$	4.80	0.190	44	360	380	3.6	2.7
(f12)	$12^3 \cdot 24$	4.80	0.190	72	500	560	3.4	1.36
(h)	$8^3 \cdot 16$	4.68	0.195	66	900	1200	3.6	0.36
(h16)	$16^4$	4.68	0.195	96	860	1100	3.6	0.36

case of the autocorrelation of the pion mass the observed increase turns out to be even smaller. This is partly due to the intrinsic fluctuation present in the pion propagator which is originated from the freedom of randomly choosing the position of the source.

### 3 Chiral logs?

The behaviour of physical quantities, as for instance the pseudoscalar meson (“pion”) mass  $m_\pi$  or pseudoscalar decay constant  $f_\pi$  as a function of the quark mass are characterized by the appearance of *chiral logarithms*. These chiral logs, which are due to virtual pseudoscalar meson loops, have a non-analytic behaviour near zero quark mass of a generic form  $m_q \log m_q$ . They imply relatively fast changes of certain quantities near zero quark mass which are not seen in present data [6, 7, 8, 9, 12].

In our range of quark masses ( $m_q \simeq \frac{1}{5}m_s$ ) the logarithmic curvature due to chiral logs has to appear, at least in the continuum limit. Although we have rather coarse lattices ( $a \simeq 0.27$  fm) and, in addition, up to now we are working with unrenormalized quantities – without the  $Z$ -factors of multiplicative renormalization – it is interesting to see whether the effects of chiral logs can already be seen in our data.

Let us recall the one-loop ChPT formulas for  $m_\pi^2$ :

$$\frac{M_r}{2\mu_r} = Br_0 - \frac{M_r Br_0}{16\pi^2(fr_0)^2} \log \frac{(\Lambda_3 r_0)^2}{M_r} + \mathcal{O}(M_r^2), \quad (3)$$

Table 2: Results from the runs with parameters shown in table 1. The lattice extension  $L$  is obtained from the value of  $r_0/a$ .  $M_r$  is the quark mass parameter defined in (1). The cost of an update cycle  $C_{uc}$  and the integrated autocorrelations of the average plaquette and of the pion mass are given, respectively, in  $10^3$  MVMs and flops.

run	$L$ [fm]	$M_r$	$C_{uc}$ [kMVM]	$\tau_{int}^{plaq}$ [flop]	$\tau_{int}^{m_\pi}$ [flop]
(e)	2.31(6)	1.473(88)	8.50	$4.59(37) \cdot 10^{13}$	$1.94(31) \cdot 10^{13}$
(e16)	4.57(9)	1.401(79)	12.4	$7.5(1.3) \cdot 10^{14}$	$5.02(55) \cdot 10^{13}$
(f)	2.25(4)	1.026(51)	8.48	$7.47(84) \cdot 10^{13}$	$1.76(59) \cdot 10^{13}$
(f12)	3.02(9)	1.37(9)	12.3	$2.40(41) \cdot 10^{14}$	$4.52(82) \cdot 10^{13}$
(h)	2.27(5)	0.806(50)	16.2	$1.7(6) \cdot 10^{14}$	$3.3(7) \cdot 10^{13}$
(h16)	4.1(3)	0.93(19)	23.7	$1.10(17) \cdot 10^{15}$	$8.3(8) \cdot 10^{13}$

and for  $f_\pi$ :

$$f_\pi r_0 = f r_0 + \frac{M_r}{8\pi^2 f r_0} \log \frac{(\Lambda_4 r_0)^2}{M_r} + \mathcal{O}(M_r^2) . \quad (4)$$

These are deduced from the formulas in ref. [17, 5], with our convention  $f_\pi^{physical} \simeq 131$  MeV. Besides  $M_r$  defined in (1), the quark mass defined by the PCAC relation  $m_q^{PCAC}$  also appears in the dimensionless combination

$$\mu_r \equiv m_q^{PCAC} r_0 . \quad (5)$$

(For the definition of  $m_q^{PCAC}$  see, for instance, the equations (20)-(23) in our paper [13].) The dimensionless parameters  $Br_0$ ,  $fr_0$  and  $\Lambda_3 r_0$  in (3) and  $fr_0$  and  $\Lambda_4 r_0$  in (4) have to be fitted to the data.

The data from table 3 of ref. [13] and the one-loop ChPT fits are shown in figures 3 and 4. (The runs with label (c) and (d), which have low statistics and hence large statistical errors, are omitted here.) In both figures two fits are shown: one taking into account all points and another one where the points above  $M_r = 2$  are omitted. As the figures show, the data in the small quark mass range clearly show the expected qualitative behaviour with chiral logs. The fit parameters have reasonable values, similar to the ones deduced in [5] from previous lattice data at larger quark masses [6, 7]. For instance, the fits with all points correspond to the parameters:  $Br_0 = 8.2$ ,  $fr_0 = 0.27$ ,  $\Lambda_3 r_0 = 3.5$  in formula (3) and  $fr_0 = 0.60$ ,  $\Lambda_4 r_0 = 4.3$  in formula (4).

## Test of $\chi$ PT logarithms on $8^3 \times 16$

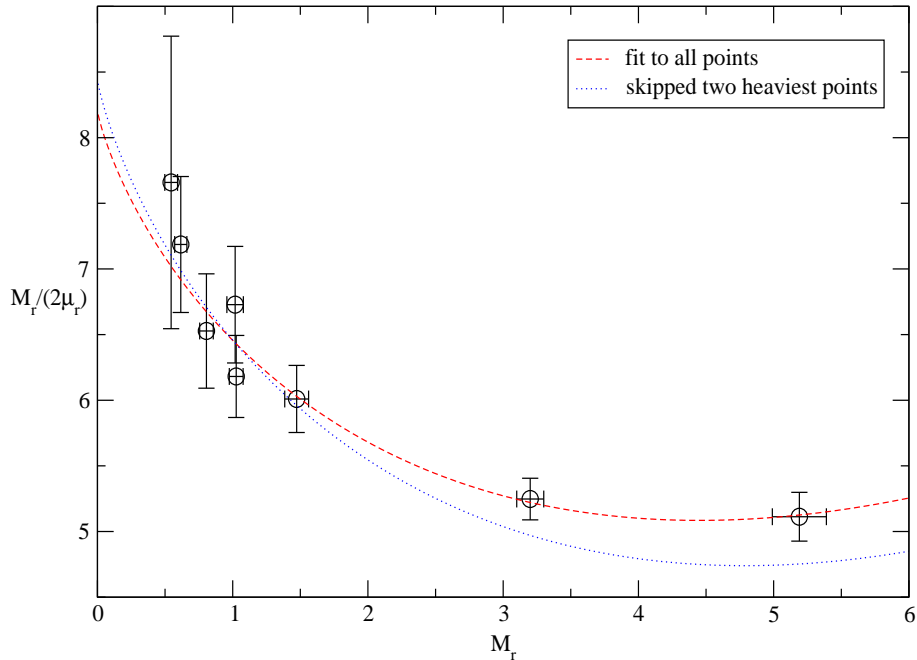


Figure 3: *Fits of the pseudoscalar meson mass-squared with the one-loop ChPT formula.*

The fact that our data in the small quark mass range  $\frac{1}{5}m_s \leq m_q \leq \frac{2}{3}m_s$  show the expected logarithmic behaviour of chiral perturbation theory is quite satisfactory. However, since we are far from the continuum limit and we did not yet take into account the  $Z$ -factors of multiplicative renormalization, further work is needed to finally deduce the physical values of the fit parameters.

## 4 Eigenvalue spectra

The eigenvalue spectrum of the Wilson-Dirac matrix is interesting both physically and from the point of view of simulation algorithms. From the algorithmic point of view the knowledge of low-lying eigenvalues is crucial for the optimization of polynomial approximations in TSMB. An interesting ques-

### Test of $\chi$ PT logarithms on $8^3 \times 16$

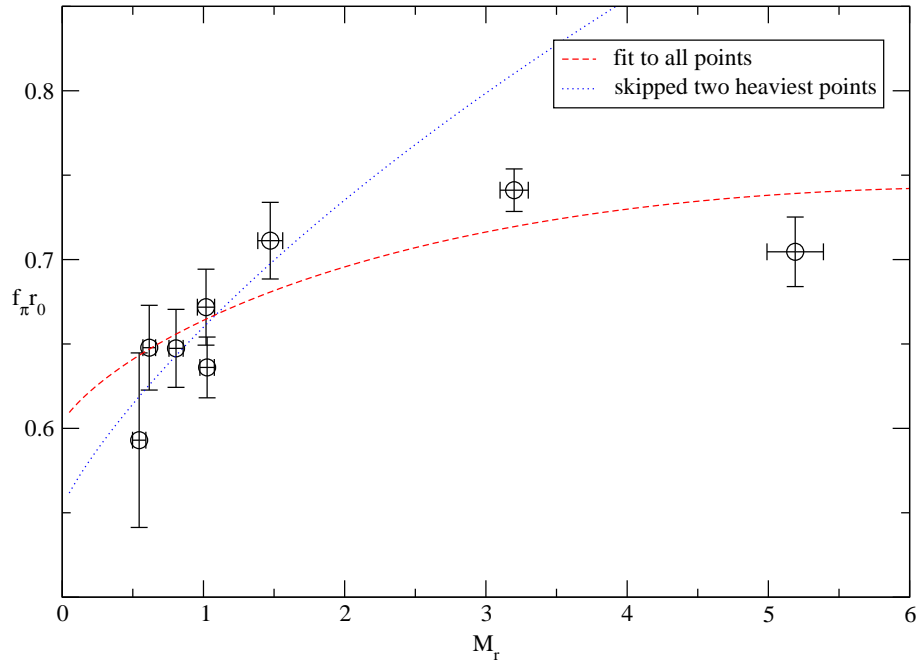


Figure 4: *Fits of the pseudoscalar meson decay constant with the one-loop ChPT formula.*

tion is whether there is a statistically significant presence of configurations with negative determinant, i. e. with an odd number of negative eigenvalues of the Wilson-Dirac matrix. A significant number of configurations with negative determinant would be a serious obstacle for performing numerical simulations with an odd number of flavours – as it occurs with  $u$ -,  $d$ - and  $s$ -quarks in nature. The results of our collaboration show [13, 14] that in the investigated range of quark masses no *sign problem* occurs because the statistical weight of configurations with negative determinant is negligible even at our smallest quark masses.



## 5 Conclusion and outlook

Our cost estimates for numerical simulations of QCD with light dynamical Wilson-quarks – as a function of the quark mass and volume – allow a reasonably precise prediction of the computational costs for future simulations. Up to now we did not yet perform a systematic investigation of the slowing down with decreasing lattice spacing, expressed by the power  $z_a$  in (1), but previous experience in the supersymmetric Yang-Mills theory [18, 19] at small lattice spacings  $a \simeq 0.06$  fm and our preliminary results in QCD near  $a \simeq 0.17$  fm are consistent with the expected behaviour  $z_a = 2$  [10].

Assuming  $z_a = 2$  and starting from the results of runs (h) and (h16) in table 2 one can deduce the following estimates for obtaining 100 independent gauge configurations:

- On a  $24^3 \cdot 48$  lattice with lattice spacing  $a = 0.125$  fm at quark mass parameter  $M_r = 0.8$  corresponding to  $m_{ud} \simeq \frac{1}{4}m_s$  and physical extension characterized by  $Lm_\pi \simeq 6$  the cost would be  $C \simeq 9 \cdot 10^{16} - 3 \cdot 10^{18}$  flop, depending on whether one considers  $\tau_{int}^{m_\pi}$  or  $\tau_{int}^{plaq}$  as relevant.
- Similarly, on a  $32^3 \cdot 64$  lattice with lattice spacing  $a = 0.06$  fm at the same quark mass and  $Lm_\pi \simeq 4$  the cost would be  $C \simeq 6 \cdot 10^{17} - 4 \cdot 10^{19}$  flop.

Compared to most of the estimates in [10] these numbers are lower. Note that the costs for parameter tuning and equilibration – which are not negligible – are not included in these estimates. Nevertheless, the necessary order of magnitude of CPU times for these kinds of calculations is expected to be available for the lattice community in forthcoming years.

## References

- [1] M. Golterman and E. Pallante, hep-lat/0208069.
- [2] C.J.D. Lin, G. Martinelli, E. Pallante, C.T. Sachrajda and G. Villadoro, hep-lat/0209107.
- [3] J. Gasser and H. Leutwyler, *Annals Phys.* **158** (1984) 142.
- [4] S.R. Sharpe and N. Shoresh, *Phys. Rev.* **D62** (2000) 094503; hep-lat/0006017.

- [5] S. Dürr, hep-lat/0208051.
- [6] CP-PACS Collaboration, A. Ali-Khan et al., Phys. Rev. **D65** (2002) 054505; hep-lat/0105015.
- [7] UKQCD Collaboration, C.R. Allton et al., Phys. Rev. **D65** (2002) 054502; hep-lat/0107021.
- [8] JLQCD Collaboration, S. Aoki et al., Nucl. Phys. Proc. Suppl. **106** (2002) 224; hep-lat/0110179.
- [9] JLQCD Collaboration, S. Hashimoto et al., hep-lat/0209091.
- [10] Contributions of N.H. Christ, S. Gottlieb, K. Jansen, Th. Lippert, A. Ukawa and H. Wittig, Nucl. Phys. Proc. Suppl. **106** (2002).
- [11] UKQCD Collaboration, B. Joo et al., Nucl. Phys. Proc. Suppl. **106** (2002) 1073; hep-lat/0110047.
- [12] CP-PACS Collaboration, Y. Namekawa et al., hep-lat/0209073.
- [13] qq+q Collaboration, F. Farchioni, C. Gebert, I. Montvay and L. Scorzato, hep-lat/0206008.
- [14] qq+q Collaboration, F. Farchioni, C. Gebert, I. Montvay and L. Scorzato, hep-lat/0209038.
- [15] I. Montvay, Nucl. Phys. **B466** (1996) 259; hep-lat/9510042.
- [16] ALPHA Collaboration, R. Frezzotti, M. Hasenbusch, U. Wolff, J. Heitger and K. Jansen, Comput. Phys. Commun. **136** (2001) 1; hep-lat/0009027.
- [17] H. Leutwyler, Nucl. Phys. Proc. Suppl. **94** (2001) 108; hep-ph/0011049.
- [18] I. Montvay, Int. J. Mod. Phys. A17 (2002) 2377; hep-lat/0112007.
- [19] R. Peetz, F. Farchioni, C. Gebert, G. Münster, hep-lat/0209065.