

Quenched scalar-meson correlator with Domain Wall Fermions

S. Prelovsek^a, K. Orginos^b
RBC Collaboration*

^aPhysics Department, Brookhaven National Laboratory, Upton, NY 11973-5000, USA

^bRIKEN BNL Research Center, Upton, NY 11973-5000, USA

We study the $\bar{q}q$ singlet and non-singlet scalar-meson masses using domain wall fermions and the quenched approximation. The singlet mass is found to be smaller than the non-singlet mass and indicates that the lowest singlet meson state could be lighter than 1 GeV. The two-point functions for very small quark masses are compared with expectations from the small-volume chiral perturbation theory and the presence of fermionic zero modes.

1. Introduction

The nature of the lightest scalar mesons is not well understood. The observed σ resonance 0^{++} with $m \simeq 480$ MeV and $\Gamma \simeq 320$ MeV [1] can be either a manifestation of the $\pi\pi$ scattering or a distinct 0^{++} state. Recent lattice simulations explore whether the lightest singlet 0^{++} state is a $\bar{q}q$ state, a mixture of $\bar{q}q$ and glueball or a \bar{q}^2q^2 state [2,3,4,5]. A dynamical simulation of $\bar{q}q$ in Ref. [2] indicates $m_\sigma^{lat} \simeq m_\rho^{lat}$, while Ref. [3] finds m_σ^{lat} as low as m_π^{lat} indicating possible restoration of chiral symmetry at finite volume. In quenched studies, $\bar{q}q$ -glueball mixing renders the lowest scalar mass both below 1 GeV [3] and above 1 GeV [5].

The lightest observed non-singlet scalar states are $a_0(980)$ and $a_0(1450)$. Previous lattice simulations indicate that lowest scalar $(\bar{q}q)_{I=1}$ state is heavier than 1 GeV [3,5,6]. This opens the question on the nature of the $a_0(980)$, proposed to be a \bar{q}^2q^2 state in [4]. Dynamical simulation [7] observes an indication for the $a_0 \rightarrow \eta'\pi$ decay.

Those simulations were using Wilson [2,3,4,5] and Kogut-Susskind [7] fermions. We re-examine the light scalar spectrum using Domain Wall fermions (DWF), which allow us to study lighter quark masses. Good chiral properties of DWF are especially welcome in the study of the σ meson, which is intimately related to chiral symmetry breaking.

A light σ could play an important role as an in-

termediate state in $K \rightarrow \sigma \rightarrow (\pi\pi)_{I=0}$, for example.

2. Lattice simulation

We use the quenched approximation together with DWF ($L_s = 16$) and RG-improved gauge action (DBW2). This renders the chiral symmetry breaking parameter m_{res} smaller than 1 MeV. Our lattice parameters are shown in Table 1.

a^{-1}	V	conf.	$m_\pi a$	m_0 [MeV]
2 GeV	$16^3 32$	300	[0.18, 0.26]	800 ± 40
1.3 GeV	$16^3 32$	100	[0.30, 0.9]	740 ± 35
1.3 GeV	$8^3 24$	400	[0.33, 0.9]	700 ± 25

Table 1: Simulation parameters, ranges of $m_\pi a$ and results for m_0 .

The disconnected quark diagram is simulated with the Kuramashi technique [8]. This technique is applied also for the connected diagram, so that a meson has a point source on every lattice site.

3. Connected diagram and quenching effects

The connected two-point function exhibits conventional exponential decay for $m_q > m_s$ and gives us the a_0 mass consistent with [3,5].

The connected two-point function has a striking quenched effect for $m_q < m_s$ [6] - it is negative at larger times! Fig. 1 shows that the negativity is more pronounced for smaller quark masses and smaller volumes. We also find that the correlation function is negative only for non-zero topological charge Q . This is consistent with the effects of fermionic zero modes, which are not suppressed in the quenched approximation and whose contributions are related by [9]

$$\int d^4x \langle a_0(x) a_0^\dagger(0) \rangle_0 = - \int d^4x \langle \pi(x) \pi^\dagger(0) \rangle_0 = - \frac{|Q|}{V m_q^2}. \quad (1)$$

*Talk presented by S. Prelovsek.

We thank RIKEN, Brookhaven National Laboratory and the U.S. Department of Energy for providing the facilities essential for the completion of this work.

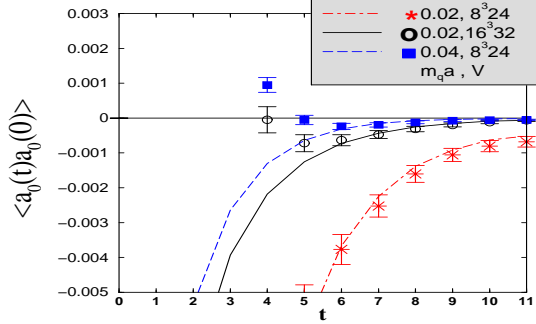


Figure 1. Connected scalar two-point function at $a^{-1} = 1.3$ GeV. Lines are $Q\chi PT$ predictions based on the diagram in Fig. 2.

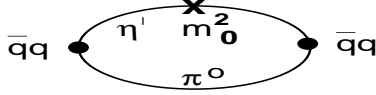


Figure 2. This diagram gives the dominant quenched effect to connected scalar correlator.

The negativity can be understood also within quenched chiral perturbation theory ($Q\chi PT$). The small-volume version of $Q\chi PT$ [10] respects the relation (1) and is discussed in the Section 5. It is applicable when pion wavelength $\lambda_\pi > L$.

We extract m_{a_0} using the large-volume version of $Q\chi PT$ where $\lambda_\pi < L$ [6]. The dominant negative contribution to $\langle a_0(t)a_0^\dagger(0) \rangle$ in this approach arises from the $\pi\eta'$ intermediate state [6] (Fig. 2). This diagram dominates at larger t , where the $e^{-m_{a_0}t}$ term is sub-dominant. The $q\bar{q}-\pi\eta'$ coupling is m_π^2/m_q . The finite volume is taken into account by replacing the integral over momenta with a finite sum. The value of the m_0 insertion is determined from the disconnected pseudoscalar diagram and is given in Table 1. The value of

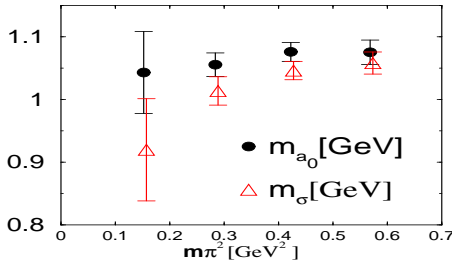


Figure 3. Singlet and non-singlet scalar masses for our largest lattice $16^3 \times 32$ at $a^{-1} = 1.3$ GeV.

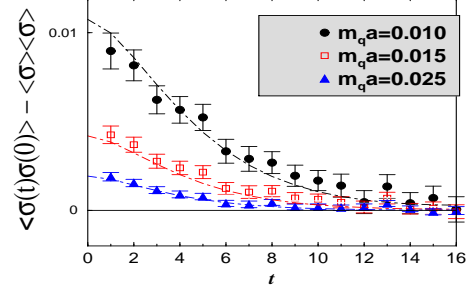


Figure 4. Disconnected scalar two-point function at $16^3 \times 32$ and $a^{-1} = 2$ GeV together with the fits to the formula given in Section 4.

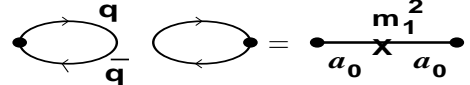


Figure 5. The disconnected two-point function on the quark and the meson level.

$\delta = m_0^2/(24\pi^2 f_\pi^2) \simeq 0.14 \pm 0.04$ ($f_\pi \simeq 0.13$ GeV) obtained from this m_0 is larger than δ obtained from m_π [9] and this discrepancy is currently under study. We use m_0^2 from the hairpin to be consistent with m_1^2 determined in analogous way below. With this input, the diagram in Fig. 2 is predicted with no free parameters and agrees well with our data for different quark masses and volumes, as shown in Fig. 1. Surprisingly, the agreement is good also for the case of smallest m_q and V , where effects from fermionic zero modes are thought to be important.

The complete $Q\chi PT$ description of the $\langle a_0(t)a_0^\dagger(0) \rangle$ correlator incorporates pseudoscalar and scalar fields [6], and is given by the sum of the a_0 -exchange diagram, the diagram in Fig. 2 and their chiral corrections (given in Fig. 8 of [6]). The sum of the diagrams describes our data very well and depends only on two free-parameters: the a_0 mass and its coupling $\sqrt{8}f_{a_0}m_\pi^2/m_q$ to the $\bar{q}q$ current². On the lattice with the largest volume, which has smaller finite-size and quenching effects (Fig.1), we find $f_{a_0} \sim 0.05$ GeV insensitive to m_q , while m_{a_0} is shown in Fig. 3. Our result for m_{a_0} is lower than those of [3,5] since we have taken into account the intermediate two-pseudoscalar states in the analysis of the two-point function³. Our result does not exclude

² m_{a_0} and f_{a_0} are denoted by m_s and f_s in [6].

³The result for m_{a_0} in [6] is larger since their value of f_π

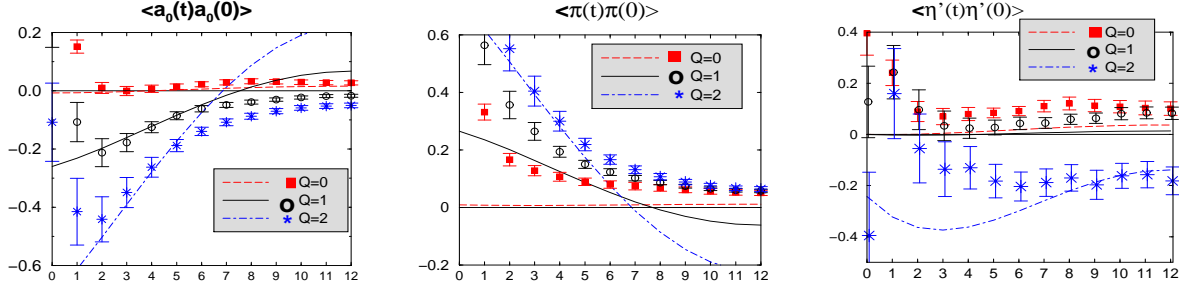


Figure 6. Small-volume $Q\chi PT$ predictions [10] and our data for $m_q a = 0.005$, $8^3 \times 24$ and $a^{-1} = 1.3$ GeV.

the possibility of $a_0(980)$ being a $\bar{q}q$ state.

4. Disconnected diagram and σ meson

Our data for the disconnected two-point function is given in Fig. 4. We analyze it in terms of the meson diagram⁴ in Fig. 5: $\langle \sigma^0(t) \sigma^0(0) \rangle - \langle \sigma^0 \rangle \langle \sigma^0 \rangle = [\sqrt{8} f_{a_0} m_\pi^2 / m_q]^2 (-m_1^2) / (p^2 + m_{a_0}^2)^2$. The values of m_{a_0} and f_{a_0} are taken from the connected diagram above. We have checked also that m_{a_0} , determined from the shape of the disconnected two-point function, is consistent with m_{a_0} obtained from the connected two-point function. A one-parameter fit to m_1^2 gives $m_1^2 a^2 = -0.11 \pm 0.04$ at $m_\pi a = 0.3003 \pm 0.0019$ for our largest lattice, consistent with results from the other two lattices. The sum of the diagrams with an arbitrary number of m_1^2 insertions in the dynamical theory gives the singlet scalar mass $m_\sigma^2 = m_{a_0}^2 + m_1^2$. The sign of the disconnected diagram in our data has an important physical consequence as it implies that $m_1^2 < 0$ and $m_\sigma < m_{a_0}$. The resulting m_σ is shown in Fig. 3.

5. $Q\chi PT$ at small volume

Fig. 6 shows the comparison between predictions of small-volume $Q\chi PT$ [10] and our data for two-point functions at fixed topology and very small m_q . The dominance of the fermionic zero modes as $V \rightarrow 0$ and $m_q \rightarrow 0$ (Eq. 1) is reflected in our data as well as the effective theory. Note that $Q\chi PT$ [10] gives a negative prediction for the pion correlator at this V for larger t , although a pion correlator with a point source and sink should be positive on every configuration by definition. This probably indicates that the ex-

pansion parameter $1/(L f_\pi)$ in $Q\chi PT$ is not small enough at $8^3 \times 24$ with $a^{-1} = 1.3$ GeV and the comparison has to be performed at larger volume.

6. Conclusion

We examined the lightest $\bar{q}q$ singlet and non-singlet scalar meson masses using Domain Wall fermions in the quenched approximation. Our conclusions on the scalar spectra are based on the lattice with the largest volume and are displayed in Fig. 3. The singlet is lighter than non-singlet - this is an inevitable consequence of the sign of the disconnected two-point function. Our results $m_{a_0} = 1.04 \pm 0.07$ GeV and $m_\sigma = 0.9 \pm 0.1$ GeV at the smallest quark mass indicate that the lightest singlet $\bar{q}q$ state could be lighter than 1 GeV and can not rule out that the $a_0(980)$ is a $\bar{q}q$ state.

REFERENCES

1. E.M. Aitala *et al.*, E791 Coll., Phys. Rev. Lett. 86 (2001) 770.
2. S. Muroya *et al.*, SCALAR Coll., these proceedings, hep-lat/0112012.
3. C. McNeile and C. Michael, these proceedings, Phys. Rev. D 63 (2001) 114503.
4. M. Alford and R.L. Jaffe, Nucl. Phys. B 578 (2000) 367.
5. W. Lee and D. Weingarten, Phys. Rev. D 61 (2000) 014015.
6. W. Bardeen *et al.*, Phys. Rev. D 65 (2002) 014509.
7. C. Bernard *et al.*, Phys. Rev. D 64 (2001) 054506.
8. Y. Kuramashi *et al.*, Phys. Rev. Lett. 72 (1994) 3448.
9. T. Blum *et al.*, RBC Coll., hep-lat/0007038.
10. P. Damgaard *et al.*, Nucl. Phys. B 629 (2002) 445.

is somewhat higher than the physical value, so the chiral corrections are smaller.

⁴ We approximate m_1^2 to be a local coupling since the lightest glueball has a heavy mass of 1.6 GeV [5].