

Light quark masses from UKQCD's dynamical simulations with O(a)-improved Wilson fermions

Derek J. Hepburn^a, UKQCD Collaboration.

^aSchool of Physics, University of Edinburgh, Edinburgh EH9 3JZ, UK.

I present preliminary results on the light quark masses from a partially quenched analysis of UKQCD's dynamical datasets.

1. Introduction

The determination of the masses of the light quarks represents an important challenge in particle physics today. They are among the least well determined parameters of the Standard Model, having uncertainties of the same order as their values as given in the particle data book.

Lattice QCD is in a position to improve this situation because it allows one to study the quark mass dependence of physical observables such as hadron masses. The physical values of these observables can then be used to fix the quark masses. Unfortunately current simulations cannot probe the up/down quark mass range directly and so some form of extrapolation is necessary. Chiral perturbation theory is at present the best procedure for providing a link to the low mass regime. The simulations studied in this paper however are still too heavy for χ^{PT} and a simpler extrapolation ansatz is used instead.

In this paper I present results for the average up/down quark mass, m_l , and the strange quark mass, m_s , from a partially quenched analysis of pseudoscalar and vector meson masses for each of UKQCD's dynamical fermion datasets. The suitably averaged values of the hadron masses used to fix the quark masses are as follows: $M_\pi = 137.3$ MeV ; $M_K = 495.7$ MeV ; $M_{K^*} = 893.9$ MeV and $M_\phi = 1020$ MeV.

2. Simulation Details

All of the lattice simulations studied here have been carried out on a $16^3 \times 32$ lattice with a non-

perturbatively O(a)-improved Wilson fermion action and standard Wilson glue. Details of these simulations have been discussed previously in [1,2]. Additionally the set of κ_{val} values for the datasets at $\beta = 5.2, \kappa_{\text{sea}} = 0.13565$ and $\beta = 5.2, \kappa_{\text{sea}} = 0.1358$ have been increased to $\{0.1342, 0.1350, 0.1355, 0.13565, 0.13580\}$. Pseudoscalar and vector meson correlation functions have been generated with all non-degenerate combinations of these κ_{val} values. For the $\kappa_{\text{sea}} = 0.1358$ dataset these correlators have also been calculated at $\kappa_{\text{val}} = 0.13595$.

3. Hadron masses

The procedures used here to extract hadron masses from correlation functions have been described in detail in [1,2]. In brief the masses of the pseudoscalar and vector mesons were determined from double cosh fits to their corresponding correlation functions. Local and fuzzed correlators were fitted simultaneously to constrain fit parameters and a sliding window analysis used to find an appropriate time window for each fit.

4. Chiral Extrapolations

The pseudoscalar meson masses for each dataset were extrapolated in $1/\kappa_{\text{val}}$ using the simple ansatz

$$M_{PS}^2(\kappa_1, \kappa_2) = A_{PS}(m_1 + m_2) \quad (1)$$

$$= A_{PS} \left(\frac{1}{2} \left(\frac{1}{\kappa_1} + \frac{1}{\kappa_2} \right) - \frac{1}{\kappa_{\text{crit}}} \right) \quad (2)$$

The value of κ_{crit} was determined as a free parameter in this fit.

For the vector meson the ansatz

$$M_V(m_1, m_2) = A_V(m_1 + m_2) + B_V \quad (3)$$

was found to fit the data well.

An example plot of these chiral extrapolations is given in Figure 1 for the $\kappa_{\text{sea}} = 0.1358$ dataset. The lightest pseudoscalar and vector points at $\kappa_{\text{val}} = 0.13595$ are included in the plot but were not included in the extrapolation. The lightest vector point clearly deviates from the linear behaviour suggesting large finite size effects. For more discussion of finite size effects in these datasets I refer the reader to [3].

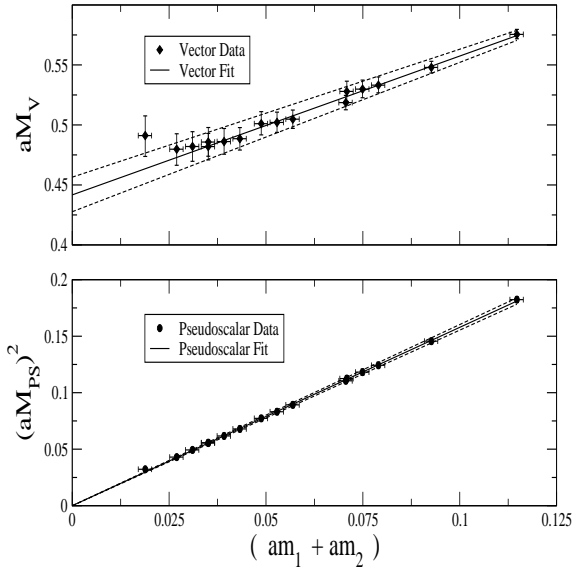


Figure 1. Chiral extrapolations of pseudoscalar and vector meson masses for the $\beta = 5.2$, $\kappa_{\text{sea}} = 0.1358$ dataset.

5. Fixing the bare light quark masses

Determination of the light quark masses from the results of the chiral extrapolations requires setting the scale by some physical quantity. In this work the Sommer scale parameter, $r_0 = 0.49$ fm, and $M_\rho = 769.3$ MeV were used.

The average up/down quark mass, m_l , was determined by requiring that the pseudoscalar mass

equal the physical pion mass at that point i.e.

$$M_{PS}^2(m_l, m_l) = aM_\pi \quad (4)$$

The strange quark mass, m_s , was then determined from each of M_K , M_{K^*} and M_ϕ by solving

$$M_{PS}^2(m_l, m_s) = aM_K \quad (5)$$

$$M_V(m_l, m_s) = aM_{K^*} \quad (6)$$

$$M_V(m_s, m_s) = aM_\phi \quad (7)$$

When the lattice spacing was fixed by r_0 however only the M_K method gave a sensible value for m_s and only these results are given.

6. Renormalisation and matching

In this work the values for the renormalised quark masses are given in the \overline{MS} scheme at a reference scale of 2 GeV. The relationship between the renormalised and bare quark masses is given by the relation

$$m_R^{\overline{MS}}(\mu) = Z_m^{\overline{MS}}(\mu)(1 + b_m am_q)m_q \quad (8)$$

where the matching has been performed at a scale, μ . Running the masses from the scale, μ , to a scale of 2 GeV was achieved using the Mathematica package, RunDec [4], which implements 4-loop running from perturbation theory.

One-loop tadpole-improved perturbative results [5,6] were used for Z_m and b_m reorganised in terms of $\alpha^{\overline{MS}}(\mu)$

$$Z_m^{\overline{MS}}(\mu) = \left[1 - \frac{\alpha^{\overline{MS}}(\mu)}{4\pi}(8 \ln(a\mu) - 15.085)\right]u_0^{-1} \quad (9)$$

$$b_m = [-1/2 - 0.7850 \alpha^{\overline{MS}}(\mu)]u_0^{-1} \quad (10)$$

The tadpole factor, u_0 , was taken to be $1/8\kappa_c$ here.

An estimation of the best value for the matching scale, $\mu = q^*$ [7], has not been determined for this work. Instead the cases $\mu = 1/a$ and $\mu = \pi/a$ have been investigated and the variation treated as a systematic effect.

The values of $\alpha^{\overline{MS}}(\mu)$ were also determined with the RunDec package using values for $\Lambda_{\overline{MS}}$ given in [8].

7. Results

Results for m_l and m_s have been plotted in Figures 2 and 3 respectively. Datasets matched in r_0 have been distinguished from the others and a matched quenched dataset included for comparison. Only results for $\mu = 1/a$ are plotted as choice of matching scale was found to have around a 1% effect. The results for $m_s(M_\phi)$ are omitted as they were almost identical to those for $m_s(M_{K^*})$.

A large dependence on the choice of scale setting parameter can be seen for both m_l and m_s . It should be noted however that a smaller physical value for r_0 would bring the results into better agreement. There is also a clear difference between $m_s(M_K)$ and $m_s(M_{K^*})$ though this would be expected to vanish in the continuum limit.

There is some indication of a trend in the matched datasets as the sea quark mass is decreased, as expected. When compared to the matched quenched point however there is no clear signal of unquenching from either quark mass though this may improve with statistics.

The ratio, m_s/m_l , was calculated for each scheme and found to be between 25.0 and 25.5 for $m_s(M_K)$ and around 31.0 for $m_s(M_{K^*})$. This can be compared with the result from χ^{PT} [9] of 24.4(1.5).

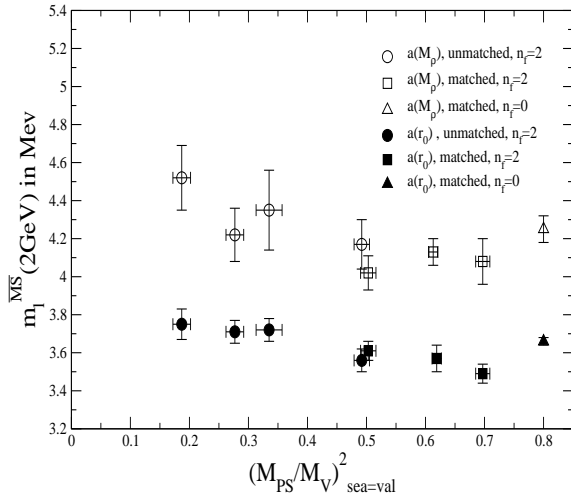


Figure 2. Average up/down quark masses with $\mu = 1/a$. Only statistical errors are shown.

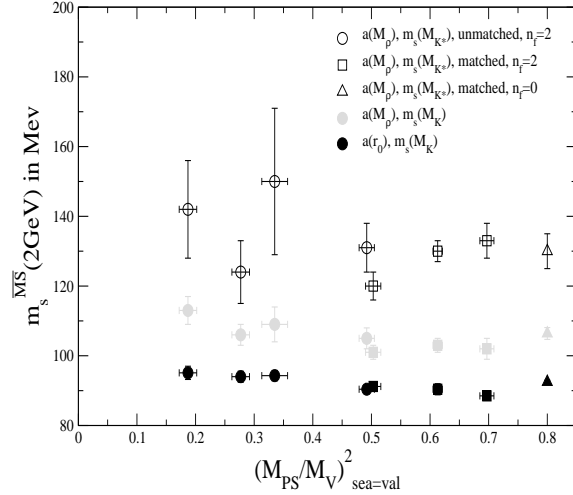


Figure 3. Strange quark masses with $\mu = 1/a$. Only statistical errors are shown.

8. Acknowledgments

I would like to thank the Carnegie Trust for the Universities of Scotland, the European Community's Human Potential programme under HPRN-CT-2000-00145 Hadrons/LatticeQCD and PPARC under grant PP/G/S/1998/00777 for their financial support of this work. I also thank Craig McNeile for his invaluable help.

REFERENCES

1. C.R.Allton *et al.*, Phys.Rev. D65 (2002) 054502, hep-lat/0107021.
2. D.J.Hepburn, Nucl.Phys.Proc.Suppl. 106 (2002) 278-280, hep-lat/0110029.
3. A.C.Irving, this conference.
4. K.G.Chetyrkin *et al.*, Comput. Phys. Commun. 133 (2000) 43-65, hep-ph/0004189.
5. S.Sint and P.Weisz, Nucl.Phys. B502(1997) 251-268, hep-lat/9704001.
6. S.Capitani *et al.*, Nucl.Phys.Proc.Suppl. 63 (1998) 874-876, hep-lat/9709049.
7. G.P.Lepage and P.B.Mackenzie, Phys.Rev. D48 (1993) 2250-2264, hep-lat/9209022.
8. S.Booth *et al.*, Phys.Lett. B519 (2001) 229-237, hep-lat/0103023.
9. H.Leutwyler, Phys.Lett. B378 (1996) 313-318.