

f_B and two scales problems in lattice QCD

Marco Guagnelli, Filippo Palombi, Roberto Petronzio, Nazario Tantalo

Dipartimento di Fisica, Università di Roma Tor Vergata

and INFN, Sezione di RomaII,

Via della Ricerca Scientifica 1, 00133 Rome, Italy

Abstract

A novel method to calculate f_B on the lattice is introduced, based on the study of the dependence of finite size effects upon the heavy quark mass of flavoured mesons and on a non-perturbative recursive finite size technique. We avoid the systematic errors related to extrapolations from the static limit or to renormalization aspects of non-relativistic QCD and the results can be extrapolated to the continuum limit. The value at finite lattice spacing, but close to the continuum limit, is $f_B = 170(11)$ MeV. We also obtain $f_{B_s} = 192(9)$ MeV. The method can be generalized to two-scale problems in lattice QCD.

Keywords: lattice QCD, decay constants, B meson.

June 2002

1. Introduction

Lattice QCD evaluations of quantities characterised by two scales with a large hierarchy require in general a very high lattice resolution and a sizeable total physical volume to correctly account the dynamics of the small distance scale and to dispose of the finite size effects related to the large distance scale. A good example is provided by the pseudoscalar B meson decay constant [1], where the small distance scale is represented by the inverse of the bottom quark mass and the large distance scale by the radius of the B meson, related in turn to the inverse of the light quark mass. A straight evaluation of the decay constant would require lattices with $N = 80^4$ points or more, exceeding the present generation computers capabilities, and, in the case of unquenched simulations, the ones of the next generation. One resorts to approximate calculations based on extrapolations from the static limit or on non-relativistic formulations of standard QCD. All the available methods introduce large systematic errors. We present a novel approach based on the study of the dependence upon the heavy quark mass of finite size effects for the pseudoscalar decay constant of heavy flavoured mesons. The basic assumption is that the finite size effects are mainly related to the light quark mass and rather insensitive to the one of a sufficiently heavy quark. The relevant quantity is the ratio σ of the pseudoscalar constants at different volumes:

$$\sigma \equiv \frac{f_B(2L)}{f_B(L)} \quad (1.1)$$

where $f_B(L)$ is the value of the decay constant on a volume with linear size L . The dimensionless σ depends on general grounds upon three dimensionless variables: $m_\ell L$, $m_h L$ and $\Lambda_{QCD} L$. For a sufficiently large heavy quark mass m_h , the dependence is basically dominated by the light quark and the expansion for large m_h takes the form

$$\sigma = \sigma(m_\ell L, \Lambda_{QCD} L) + \frac{C(m_\ell L, \Lambda_{QCD} L)}{m_h L} \quad (1.2)$$

A simple phenomenological ansatz for σ can be made based on the concept of a reduced mass constructed out of the heavy and light quark masses

$$\sigma = \sigma(m_{red} L, \Lambda_{QCD} L) \quad (1.3)$$

where

$$m_{red} = \frac{\mu_1 \mu_2}{\mu_1 + \mu_2} \quad (1.4)$$

The quantity μ_i is a function of the quark mass, but not only: indeed, for very light masses, finite size effects are regulated by the physical meson size, which is expected to remain finite when the light quark mass tends to zero. We will show later some evidence for μ_i being a simple linear combination of the light quark mass and Λ_{QCD} .

A crucial question is the threshold value of the quark mass on a given volume where the large m_h expansion becomes reliable. As we will see, this value falls in a mass range of the order of a couple of GeV in the renormalization invariant mass scheme, where the calculation on a single lattice is affordable. Under these circumstances, the strategy to obtain f_B is the following. One first performs a calculation on a lattice where the resolution is suitable for b quark propagation, but the total volume is unavoidably a small one. This sets f_B on a finite volume. In order to connect to the large volume results, one needs the step scaling function σ for values of heavy quark masses generally lower than those of the simulation where the finite size value of f_B was obtained. The possibility of extrapolating σ to heavier masses depends upon the validity of the asymptotic expansion: in a favourable case, as will be the real one, one can evaluate the finite size effects in a reliable way, connecting, by a repeated iteration of the procedure, small volume values of f_B to the ones on large volumes,

$$f_B^{phys} = f_B(L_0) \sigma(L_0) \sigma(2L_0) \dots \quad (1.5)$$

and the recursion stops on a volume where $\sigma \simeq 1$ within a required precision. The whole calculation can be extrapolated to the continuum limit. This paper deals with a first exploration of the method at finite lattice spacing, suitably chosen to limit the systematic errors from lattice artifacts. Sec. 2 is dedicated to the description of the general aspects of the calculation, sec. 3 to its specific details and to the results plus some comments.

2. Theoretical framework

This section is meant to set the notation, define the lattice observables and describe the strategy of the calculation. A recipe for defining the heavy–light states on a finite volume is then discussed.

2.1 General strategy

The calculation of f_B is done on a set of lattices with topology $T \times L^3$ in the Schrödinger Functional scheme [2,3], where gauge and fermion fields fulfill periodic boundary conditions along the space directions and Dirichlet boundary conditions at the beginning and at the end of the lattice history, and the following set of parameters is used

$$T = 2L, \quad C = C' = 0, \quad \theta = 0 \quad (2.1)$$

Here C and C' are the boundary gauge fields and θ is a topological angle which enters into the definition of the Schrödinger Functional. In order to have a safe extrapolation to the continuum, non perturbatively $O(a)$ improved action [4] and operators are used. Within this framework, the gauge invariant correlation functions which describe the propagation of a heavy–light pseudoscalar meson from the low boundary to the bulk and across the two boundaries are

$$f_A(x_0) = -\frac{L^3}{2} \langle A_0^I(x) \mathcal{S} \rangle, \quad f_1 = -\frac{1}{2} \langle \mathcal{S} \mathcal{S}' \rangle \quad (2.2)$$

where the operators $A_0^I(x)$, \mathcal{S} and \mathcal{S}' interpolate the meson field and are given by

$$A_\mu^I(x) = \bar{\psi}_h(x) \gamma_\mu \gamma_5 \psi_\ell(x) + \frac{ac_A}{2} (\partial_\mu^* + \partial_\mu) [\bar{\psi}_h(x) \gamma_5 \psi_\ell(x)] \quad (2.3)$$

$$\mathcal{S} = \frac{a^6}{L^3} \sum_{\mathbf{y}, \mathbf{z}} \bar{\zeta}_\ell(\mathbf{y}) \gamma_5 \zeta_h(\mathbf{z}), \quad \mathcal{S}' = \frac{a^6}{L^3} \sum_{\mathbf{y}', \mathbf{z}'} \bar{\zeta}_h(\mathbf{y}') \gamma_5 \zeta_\ell(\mathbf{z}') \quad (2.4)$$

We take the $O(a)$ improvement coefficient c_A , which appears in the axial current, from [4]. The quantum mechanical representation of the correlations functions (2.2) can be found in [5]. Here we report for convenience their large time behavior, referring the reader to that paper for the notation:

$$f_A(x_0) = \frac{L^3}{2} \rho \langle 0, 0 | A_0 | 0, h\ell \rangle \exp(-x_0 M_{h\ell}) \times \left[1 + \eta_A^B e^{-x_0 \Delta} + \eta_A^0 e^{-(T-x_0)m_G} \right] \quad (2.5)$$

$$\mathfrak{f}_1 = \frac{1}{2}\rho^2 \exp(-TM_{h\ell}) \quad (2.6)$$

The state $|0, h\ell\rangle$ represents by definition the lowest heavy–light eigenstate with the quantum numbers of a pseudoscalar, and the matrix element $\langle 0, 0|A_0|0, h\ell\rangle$ is related to the heavy–light meson decay constant through the relation

$$\hat{Z}_A \langle 0, 0|A_0|0, h\ell\rangle = f_{h\ell} M_{h\ell} (2M_{h\ell} L^3)^{-1/2} \quad (2.7)$$

with the improved axial current renormalisation constant \hat{Z}_A given by

$$\hat{Z}_A = Z_A(1 + b_A a \hat{m}), \quad \hat{m} = \frac{m_\ell + m_h}{2} \quad (2.8)$$

The axial current renormalization constant Z_A has been computed non perturbatively for the $O(a)$ improved theory in [6]. For the range of β 's that we use for our simulations, the improvement coefficient b_A is known at one loop order in perturbation theory and we assume the value quoted in [7]. For large times, eq. (2.5) could be used in order to determine $M_{h\ell}$, while the decay constant $f_{h\ell}$ could be extracted from the ratio

$$\hat{Z}_A \frac{\mathfrak{f}_A(x_0)}{\mathfrak{f}_1} \simeq \frac{1}{2} f_{h\ell} (M_{h\ell} L^3)^{1/2} e^{-(x_0 - T/2)M_{h\ell}} \left[1 + \eta_A^B e^{-x_0 \Delta} + \eta_A^0 e^{-(T-x_0)m_G} \right] \quad (2.9)$$

In a finite size time extension, the asymptotic expansions (2.5–2.6) are in general not valid, and it's impossible to disentangle the lowest state contribution to the correlation functions from the excitations due to the higher states. We define masses and decay constants at a value of x_0 which is a fixed fraction of the total time extent of the lattice, e.g. $x_0 = T/2$. This affects the finite size observables with spurious contributions from the excited states, if T is not sufficiently large, but the recursive procedure which connects the small volumes to the large ones through the step scaling function, also connects small times to large times, and the final result comes out to be projected onto the fundamental state. For this reason we choose to measure masses and decay constants at $x_0 = L \equiv T/2$, through the equation

$$f_{h\ell}(L) = \frac{2 \hat{Z}_A}{\sqrt{M_{h\ell} L^3}} \frac{\mathfrak{f}_A(L)}{\sqrt{\mathfrak{f}_1}} \quad (2.10)$$

All the simulations are done in the quenched theory, and the connection to physical units is

done fixing the scale r_0 [8] at $r_0 = 0.5$ fm. This is a convenient choice for quenched QCD, where the ratio r_0/a has been computed for a wide range of β 's with high precision [9,10].

2.2 Heavy–light mesons on a finite volume

An important aspect of the calculation is the tag of the heavy–light meson states at finite volume. This is required for both the computation of the decay constant $f_{h\ell}(L_0)$ on the smallest volume and for the evolution steps to the larger ones. The identification has to be done in terms of a physical quantity which is independent from the volume and we choose it to be the Renormalization Group Invariant (RGI) quark mass. The recipe we propose is the following: first of all, we monitor the quark masses via the axial Ward identity

$$\partial_\mu A_\mu^I(x) = (m_{WI}^l + m_{WI}^h)P(x), \quad P(x) = \bar{\psi}_h(x)\gamma_5\psi_\ell(x) \quad (2.11)$$

Then, we connect the Ward Identity masses m_{WI} to the renormalization group invariant (RGI) masses M through the relation

$$M = \hat{Z}_M(g_0) m_{WI}(g_0) \equiv Z_M(g_0) \frac{(1 + b_A am_q)}{(1 + b_P am_q)} m_{WI}(g_0) \quad (2.12)$$

where

$$Z_M(g_0) = \frac{M}{\bar{m}(\mu)} \frac{Z_A(g_0)}{Z_P(g_0, \mu)}, \quad \mu = \frac{1}{L} \quad (2.13)$$

The renormalization constants Z_P and Z_M have been determined in [11]. Regarding to the improvement coefficients b_A and b_P , for a sufficiently small subtracted quark mass in lattice units am_q , what is really needed is the difference $b_A - b_P$, which is known non perturbatively from [12]. *The identification of the heavy–light meson states on a finite volume is done expressing all the observables as functions of the RGI masses and extracting their values at the physical points computed in literature and reported in Tab. 1.*

2.3 Convergence of the inversion algorithm for the heavy quark propagator

Propagators are computed using the BiCGStab algorithm with SSOR preconditioner for the inversion of the Dirac–Wilson operator plus the clover term [16]. The inversion is done with 32bit arithmetic both for the light and the heavy quark, and in principle one could ask weather

Table 1. RGI masses

f	M_f (GeV)	ref.
s	0.138(6)	[13]
c	1.684(64)	[14]
b	7.01(3)(10)	[15]

rounding effects are present for the heavy quark case, where the exponential decay of the propagator is quite steep. As it will be explained in sec. 3, the parameters of all the simulations have been chosen so to keep an upper bound on the bare heavy quark mass such that $am_h \lesssim 1/3$. In this situation the inversion is expected to be safe. Nevertheless, the quality of the inversion can be monitored with two simple checks. The first one follows from the observation that the exponential decay of a heavy quark propagator in a non trivial fixed gauge background has a poor fluctuation around the tree-level path due to the heaviness of the quark, and the rounding effects can be reliably monitored with an analytical comparison at tree-level. The second one is suggested by the fact that the quarkonia states $\bar{h}h$ can be accomodated on a small volume without sensible finite size effects, and the rounding on the propagator can be monitored looking at the mass spectrum for these heavy-heavy states. All the simulations we made did pass the two checks.

3. The specific calculation and the results

The size of the smallest volume follows from the decision of making our estimate for the finite size f_B on a 48×24^3 lattice with a cutoff of about $a_0^{-1} \simeq 12$ GeV. The value of the bare coupling for this lattice spacing has been obtained from an extrapolation of the data reported in [10], which cover a range of inverse lattice spacings up to $a^{-1} = 7.60$ GeV. The extrapolation procedure fixes $\beta(a_0) = 7.204$ and the physical volume $L_0 = 0.4$ fm. On this lattice, we simulate heavy quark masses up to 0.3 in lattice units, corresponding to bare physical masses slightly above 4 GeV. Indeed, as a general caution against large lattice artifacts, at all β values we take

the maximum heavy quark mass in lattice units of the order of 0.3. The first σ goes from the volume of 0.4 fm to the one of 0.8 fm. In terms of lattice points, we go from 12 to 24, and we have to match the starting volume of 0.4 fm with a resolution which is half of the one used for a correct estimate of the bottom quark propagation. According to our caveat, it follows that the maximum bare quark mass that we can achieve is correspondingly halved, i.e. of about a couple of GeV at a bare coupling $\beta = 6.737$. We make a further iteration with a second σ going from 0.8 fm to 1.6 fm, where our investigation of heavy quark masses stops at the order of the charm quark mass. The corresponding bare coupling is $\beta = 6.211$. The finite volume effects for this second evolution step are small enough to make the neglect of the residual volume effects a safe assumption, that however can be tested explicitly.

The plots in Figs. 1 and 2 show the dependence of σ upon the *heavy* RGI quark mass M_{RGI}^h for the two volume jumps and provide evidence for a plateau of insensitivity to heavy quark masses: the first three sets of data represent the measured values of σ at fixed values of the *light* quark mass M_{RGI}^ℓ , and the other two have been obtained from a linear extrapolation in M_{RGI}^ℓ to the up and strange RGI quark masses reported in Tab. 1. The detail plots show a fit, in the region of large quark masses only, to the M_{RGI}^h dependence of σ reported here against $1/M_{RGI}^h$ and confirm the validity of the expansion, given the small slope of the $1/M_{RGI}^h$ correction. The dependence upon the *light* quark mass for fixed heavy quark masses is given in Figs. 3 and 4. These figures are the core of this paper and support the procedure proposed.

The errors are computed by a jackknife method. More specifically, the errors for the values of σ at the physical points, i.e. at the values of the charm and of the bottom RGI quark masses, are obtained by making two independent jackknife fits to the $1/M_{RGI}^h$ dependence to the numerator and to the denominator of eq. (1.1). In this way, we avoid dealing with results at various mass values correlated by the same set of background gauge configurations. The final error on the σ 's is obtained by combining quadratically the relative statistical errors resulting from the two jackknife fits.

The finite size value of f_B is obtained by a calculation on the highest resolution lattice. The

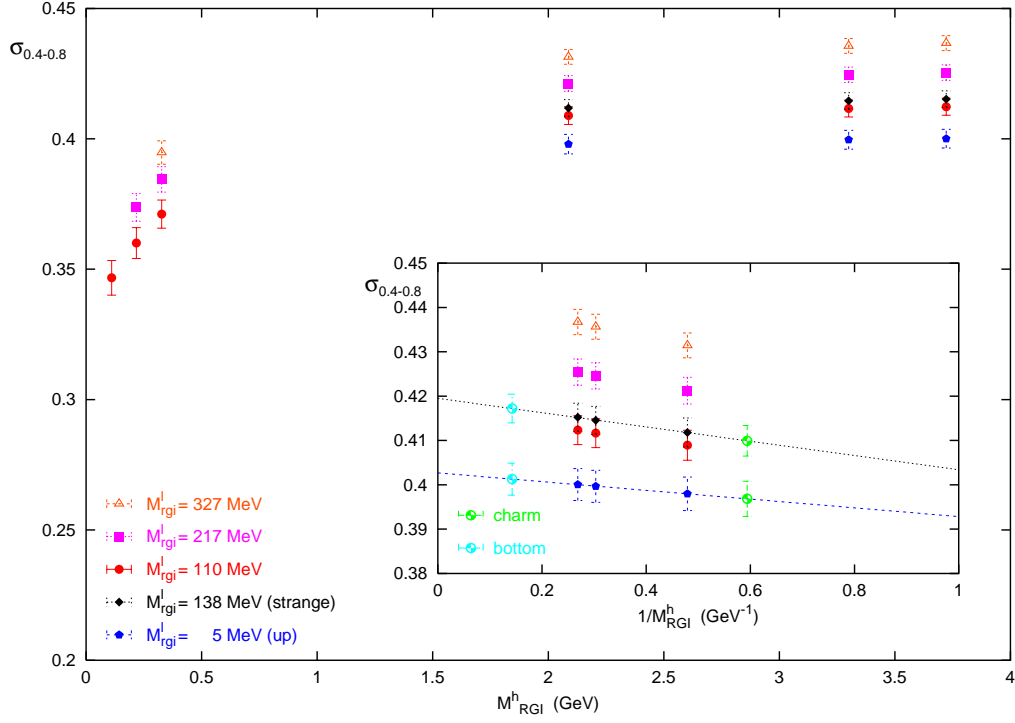


Fig. 1. Step scaling function $\sigma_{0.4-0.8}$ for the evolution of f_{hl} from 0.4 fm to 0.8 fm at $\beta = 6.737$.

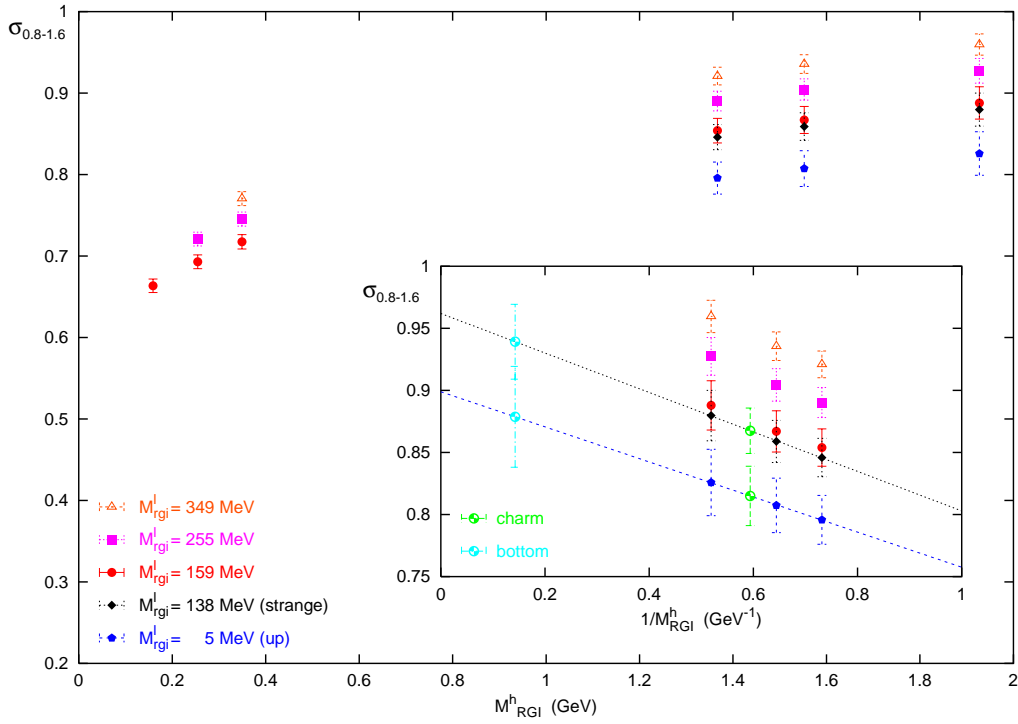


Fig. 2. Step scaling function $\sigma_{0.8-1.6}$ for the evolution of f_{hl} from 0.8 fm to 1.6 fm at $\beta = 6.211$.

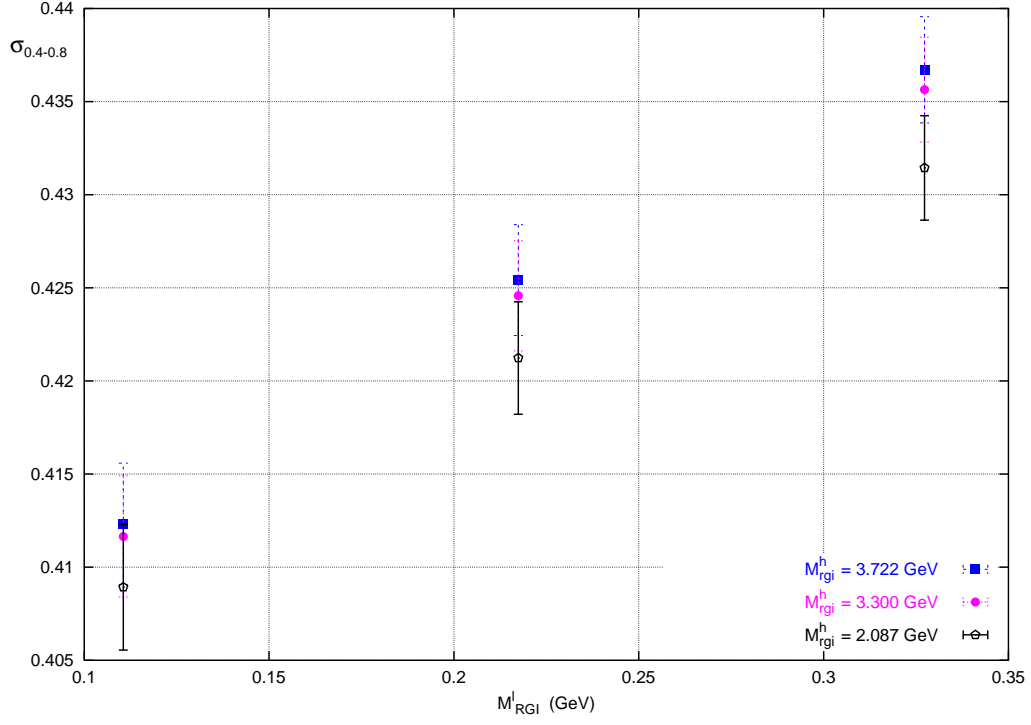


Fig. 3. Dependence of $\sigma_{0.4-0.8}$ at $\beta = 6.737$ on the light quark RGI mass at fixed heavy quark mass.

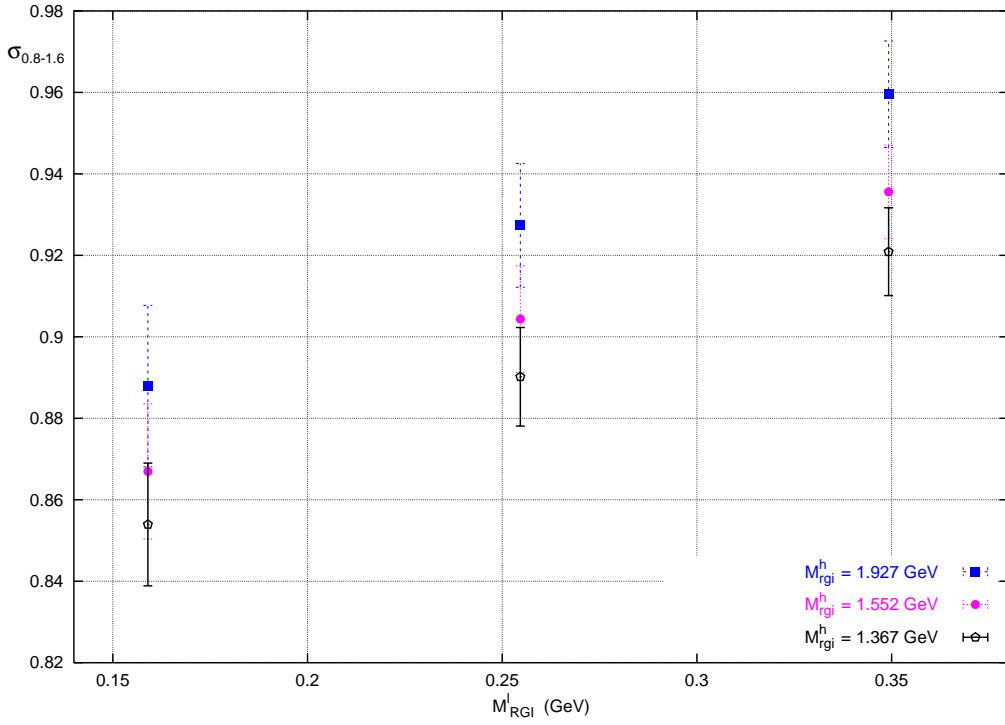


Fig. 4. Dependence of $\sigma_{0.8-1.6}$ at $\beta = 6.211$ on the light quark RGI mass at fixed heavy quark mass.

RGI bottom quark mass, according to the previous section, is obtained from the equation

$$M = \hat{Z}_M(g_0) m_{WI}(g_0) \quad (3.1)$$

In order to obtain the renormalisation constant $Z_M(g_0)$ at $\beta = 7.204$ and $\beta = 6.737$, we have used a safe interpolation of the pseudoscalar renormalisation constant $Z_P(g_0, \mu)$ at a value of μ four times the reference value used in eq. (6.8) of ref. [11]. The value for f_B that we obtain is

$$f_B(0.4 \text{ fm}) = 483(4) \text{ MeV} \quad (3.2)$$

By using the values of σ for the b quark at constant RGI mass marked in figures 3 and 4

$$\sigma_{0.4-0.8}^{bu} = 0.401(4), \quad \sigma_{0.8-1.6}^{bu} = 0.88(4) \quad (3.3)$$

we obtain our estimate of f_B on the large volume:

$$f_B^{phys} \equiv f_B(0.4 \text{ fm}) \cdot \sigma_{0.4-0.8}^{bu} \cdot \sigma_{0.8-1.6}^{bu} = 170(11) \text{ MeV} \quad (3.4)$$

The systematic error of a finite lattice spacing resolution is not included. It is mainly due to the heavy quark mass lattice artifacts and it can be estimated with $O(a)$ improvement below 10% for the finite size f_B result and much lower for the σ ratios at constant mass where the mass lattice artifacts should largely cancel.

As a check of the whole procedure, we have made the estimate for the charm quark case, whose RGI mass from ref. [14] provides a very good fit to the spectroscopy on the largest volume at $\beta = 6.211$:

$$M_D = 1.814(6) \text{ GeV}, \quad M_{\eta_c} = 2.881(2) \text{ GeV} \quad (3.5)$$

For the charm quark, the value of the decay constant f_D coming from the finite size procedure can be compared with the value obtained directly on the large volume $L = 1.6 \text{ fm}$ at $\beta = 6.211$. The finite size decay constant is

$$f_D(0.4 \text{ fm}) = 622(6) \text{ MeV} \quad (3.6)$$

while the step scaling functions are

$$\sigma_{0.4-0.8}^{cu} = 0.397(4), \quad \sigma_{0.8-1.6}^{cu} = 0.81(2) \quad (3.7)$$

The comparison between the two determinations is

$$\begin{cases} f_D^{phys} = f_D(0.4 \text{ fm}) \cdot \sigma_{0.4-0.8}^{cu} \cdot \sigma_{0.8-1.6}^{cu} = 200(9) \text{ MeV} \\ f_D(1.6 \text{ fm})_{\beta=6.211} = 208(6) \text{ MeV} \end{cases} \quad (3.8)$$

The agreement of the two numbers gives us confidence on the reliability of the f_B result. We have also extracted the value of f_{B_s} by the same procedure, with the finite size decay constant and the step scaling functions for the two jumps given by

$$f_{B_s}(0.4 \text{ fm}) = 489(4) \text{ MeV}, \quad \sigma_{0.4-0.8}^{su} = 0.417(3), \quad \sigma_{0.8-1.6}^{su} = 0.94(3) \quad (3.9)$$

The infinite volume result for this decay constant is

$$f_{B_s}^{phys} = 192(9) \text{ MeV} \quad (3.10)$$

The light quark mass dependence of the volume effects is larger when the volume is large enough to resolve the difference between a strange and light quarks.

Finally, we have explored the validity of the phenomenological ansatz of eq. (1.3) for σ and Fig. 7 shows $\sigma_{0.4-0.8}$ as a function of the reduced mass. A reasonable scaling is obtained setting $\mu_i = m_i + M_0$, where $M_0 = 0.5 \text{ GeV}$, not far from Λ_{QCD} .

The estimate of the bottom quark mass can also be made independently by a fit to the bottomonium spectroscopy on the smallest size, highest resolution lattice, under the hypothesis that such flavourless states have a much smaller radius than the flavoured mesons and do not suffer from finite size effects. The difficulty of disentangling the contribution of excited states that, measured on the scale of the heavy state, are almost degenerate in mass, could be overcome by optimizing the SF source for a better projection on the fundamental state.

The finite lattice spacing systematics can be fully removed, by extrapolating to the continuum limit [17]. All the steps of the calculation always deal with physical quantities properly renormalized in massless lattice QCD. A further step of σ can also be made to test that beyond $L = 1.6 \text{ fm}$ there are no residual finite volume effects.

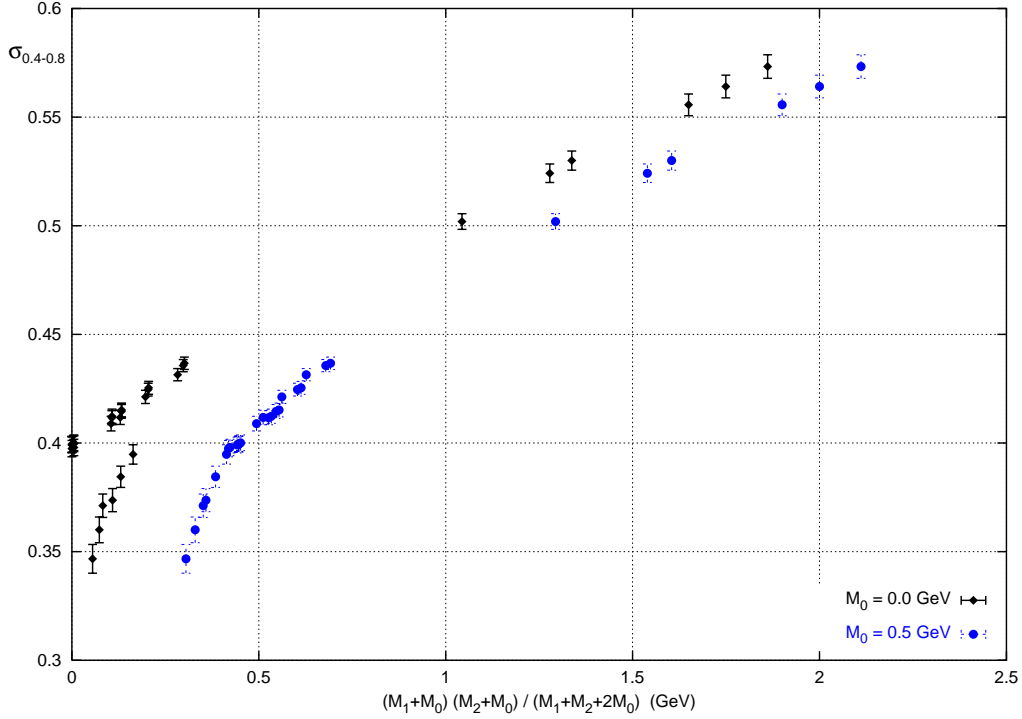


Fig. 5. Step scaling function $\sigma_{0.4-0.8}$ as a function of the reduced mass. Here M_i represents the RGI mass.

The method proposed can be generalized to problems characterised by two very different mass scales, if the decoupling of the large mass scale from the low scales of non-perturbative QCD dynamics holds true. This appears to be the case in the example discussed and is somehow supported by the wide success of the predictions of perturbative QCD calculations for hard processes that are insensitive to the dressing phase of quarks and gluons into standard hadronic final states.

Acknowledgements

We thank M. Lüscher and N. Cabibbo for useful discussions. This work has been partially supported by the European Community under the grant HPRN-CT-2000-00145 Hadrons/Lattice QCD.

References

- [1] S. M. Ryan, Nucl. Phys. B (Proc. Suppl.) **106** (2002) 86–97
- [2] M. Lüscher et al., Nucl. Phys. **B384** (1992) 168–228
- [3] K. Jansen et al., Phys. Lett. **B372** (1996) 275–282
- [4] M. Lüscher et al., Nucl. Phys. **B491** (1997) 323–343
- [5] M. Guagnelli et al., Nucl. Phys. **B560** (1999) 465–481
- [6] M. Lüscher et al., Nucl. Phys. **B491** (1997) 344–364
- [7] S. Sint, P. Weisz, Nucl. Phys. **B502** (1997) 251–268
- [8] R. Sommer, Nucl. Phys. **B411** (1994) 839–854
- [9] M. Guagnelli et al., Nucl. Phys. **B535** (1998) 389–402
- [10] S. Necco and R. Sommer, Nucl. Phys. **B622** (2002) 328–346
- [11] S. Capitani et al., Nucl. Phys. **B544** (1999) 669–698
- [12] M. Guagnelli et al., Nucl. Phys. **B595** (2001) 44–62
- [13] J. Garden et al., Nucl. Phys. **B571** (2000) 237–256
- [14] J. Rolf, S. Sint, Nucl. Phys. B (Proc. Suppl.) **106** (2002) 239–241
- [15] J. Heitger, R. Sommer, Nucl. Phys. B (Proc. Suppl.) **106** (2002) 358–360
- [16] M. Guagnelli, J. Heiger, Comput. Phys. Commun. **130** (2000) 12
- [17] M. Guagnelli, F. Palombi, R. Petronzio, N. Tantalo, work in progress