

Search for Invisible Decays of J/ψ and ψ' in $J/\psi \rightarrow e^+e^-$ and $\psi' \rightarrow e^+e^-$

M. Ablikim¹, J. Z. Bai¹, Y. Ban¹², J. G. Bian¹, X. Cai¹, H. F. Chen¹⁷, H. S. Chen¹, H. X. Chen¹, J. C. Chen¹, Jin Chen¹, Y. B. Chen¹, S. P. Chai², Y. P. Chu¹, X. Z. Cui¹, Y. S. Dai⁹, L. Y. Diao⁹, Z. Y. Deng¹, Q. F. Dong¹⁵, S. X. Du¹, J. Fang¹, S. S. Fang², C. D. Fu¹, C. S. Gao¹, Y. N. Gao¹⁵, S. D. Gu¹, Y. T. Gu⁴, Y. N. Guo¹, Y. Q. Guo¹, Z. J. Guo¹⁶, F. A. Harris¹⁶, K. L. He¹, M. He¹³, Y. K. Heng¹, H. M. Hu¹, T. Hu¹, G. S. Huang^{1a}, X. T. Huang¹³, X. B. Ji¹, X. S. Jiang¹, X. Y. Jiang⁵, J. B. Jiao¹³, D. P. Jin¹, S. Jin¹, Yi Jin⁸, Y. F. Lai¹, G. Li², H. B. Li¹, H. H. Li¹, J. Li¹, R. Y. Li¹, S. M. Li¹, W. D. Li¹, W. G. Li¹, X. L. Li¹, X. N. Li¹, X. Q. Li¹, Y. L. Li⁴, Y. F. Liang¹⁴, H. B. Liao¹, B. J. Liu¹, C. X. Liu¹, F. Liu⁶, Fang Liu¹, H. H. Liu¹, H. M. Liu¹, J. Liu¹², J. B. Liu¹, J. P. Liu¹⁸, Q. Liu¹, R. G. Liu¹, Z. A. Liu¹, Y. C. Lou⁵, F. Lu¹, G. R. Lu⁵, J. G. Lu¹, C. L. Luo¹⁰, F. C. Ma⁹, H. L. Ma¹, L. L. Ma¹, Q. M. Ma¹, X. B. Ma⁵, Z. P. Ma¹, X. H. Mo¹, J. Nie¹, S. L. Olsen¹⁶, H. P. Peng^{17d}, R. G. Ping¹, N. D. Qi¹, H. Qin¹, J. F. Qiu¹, Z. Y. Ren¹, G. Rong¹, L. Y. Shan¹, L. Shang¹, C. P. Shen¹, D. L. Shen¹, X. Y. Shen¹, H. Y. Sheng¹, H. S. Sun¹, J. F. Sun¹, S. S. Sun¹, Y. Z. Sun¹, Z. J. Sun¹, Z. Q. Tan⁴, X. Tang¹, G. L. Tong¹, G. S. Varner¹⁶, D. Y. Wang¹, L. Wang¹, L. L. Wang¹, L. S. Wang¹, M. Wang¹, P. Wang¹, P. L. Wang¹, W. F. Wang^{1b}, Y. F. Wang¹, Z. Wang¹, Z. Y. Wang¹, Zhe Wang¹, Zheng Wang², C. L. Wei¹, D. H. Wei¹, N. Wu¹, X. M. Xia¹, X. X. Xie¹, G. F. Xu¹, X. P. Xu⁶, Y. Xu¹¹, M. L. Yan¹⁷, H. X. Yang¹, Y. X. Yang³, M. H. Ye², Y. X. Ye¹⁷, Z. Y. Yi¹, G. W. Yu¹, C. Z. Yuan¹, J. M. Yuan¹, Y. Yuan¹, S. L. Zang¹, Y. Zeng⁷, Yu Zeng¹, B. X. Zhang¹, B. Y. Zhang¹, C. C. Zhang¹, D. H. Zhang¹, H. Q. Zhang¹, H. Y. Zhang¹, J. W. Zhang¹, J. Y. Zhang¹, S. H. Zhang¹, X. M. Zhang¹, X. Y. Zhang¹³, Y. Yun Zhang¹⁴, Z. P. Zhang¹⁷, D. X. Zhao¹, J. W. Zhao¹, M. G. Zhao¹, P. P. Zhao¹, W. R. Zhao¹, Z. G. Zhao^{1c}, H. Q. Zheng¹², J. P. Zheng¹, Z. P. Zheng¹, L. Zhou¹, N. F. Zhou^{1c}, K. J. Zhu¹, Q. M. Zhu¹, Y. C. Zhu¹, Y. S. Zhu¹, Yingchun Zhu^{1d}, Z. A. Zhu¹, B. A. Zhuang¹, X. A. Zhuang¹, B. S. Zou¹

(BES Collaboration)

¹ Institute of High Energy Physics, Beijing 100049, People's Republic of China² China Center for Advanced Science and Technology (CCAST), Beijing 100080, People's Republic of China³ Guangxi Normal University, Guilin 541004, People's Republic of China⁴ Guangxi University, Nanning 530004, People's Republic of China⁵ Henan Normal University, Xinxiang 453002, People's Republic of China⁶ Huazhong Normal University, Wuhan 430079, People's Republic of China⁷ Hunan University, Changsha 410082, People's Republic of China⁸ Jinan University, Jinan 250022, People's Republic of China⁹ Liaoning University, Shenyang 110036, People's Republic of China¹⁰ Nanjing Normal University, Nanjing 210097, People's Republic of China¹¹ Nankai University, Tianjin 300071, People's Republic of China¹² Peking University, Beijing 100871, People's Republic of China¹³ Shandong University, Jinan 250100, People's Republic of China¹⁴ Sichuan University, Chengdu 610064, People's Republic of China¹⁵ Tsinghua University, Beijing 100084, People's Republic of China¹⁶ University of Hawaii, Honolulu, HI 96822, USA¹⁷ University of Science and Technology of China, Hefei 230026, People's Republic of China¹⁸ Wuhan University, Wuhan 430072, People's Republic of China¹⁹ Zhejiang University, Hangzhou 310028, People's Republic of China^a Current address: Purdue University, West Lafayette, IN 47907, USA^b Current address: Laboratoire de l'Accélérateur Linéaire, Orsay, F-91898, France^c Current address: University of Michigan, Ann Arbor, MI 48109, USA^d Current address: DESY, D-22607, Hamburg, Germany

(dated: February 8, 2020)

Using a data sample of 58×10^6 J/ψ decays collected with the BES II detector at the BEPC, searches for invisible decays of J/ψ and ψ' in $J/\psi \rightarrow e^+e^-$ and $\psi' \rightarrow e^+e^-$ are performed. The signals, which are reconstructed in K^+K^- final states, are used to tag the J/ψ and ψ' decays. No signals are found for the invisible decays of either J/ψ or ψ' , and upper limits at the 90% confidence level are determined.

to be 1.65×10^{-3} for the ratio $\frac{B(\chi \rightarrow \text{invisible})}{B(\chi \rightarrow \text{visible})}$ and 6.69×10^{-2} for $\frac{B(\eta \rightarrow \text{invisible})}{B(\eta \rightarrow \text{visible})}$. These are the first searches for χ and η decays into invisible final states.

PACS numbers: 13.25.Gv, 13.25.Jx, 14.40.Aq, 95.30.Cq

Invisible decays of quarkonium states offer a window into what may lie beyond the Standard Model. The reason is that apart from neutrinos, the minimal Standard Model predicts no other invisible final particles that these states can decay into. Many searches for invisible decays of quarkonium states have been done in order to look for the existence of possible new physics, such as extra Z-bosons, R-parity violating effects in the supersymmetric Standard Model [1], and light dark matter particle candidates [2, 3, 4, 5, 6]. CLEO measured $(1S) \rightarrow \text{invisible}$, which gives the best sensitivity to dark matter candidates lighter than approximately $1.5 \text{ GeV}/c^2$ [7]. The only particles with reported invisible branching fractions or limits are the η' and Z boson [8]. We present here measurements of branching fractions of χ and η decays into invisible final states, including $\chi \rightarrow \text{invisible}$ within the Standard Model.

The data used in this analysis, consisting of 58×10^6 J/ψ events, were accumulated with the BES II detector [9], at the BEPC. BES II is a conventional solenoidal magnetic detector that is described in detail in Ref. [9]. A 12-layer vertex chamber (VC) surrounding the beam pipe provides trigger and coordinate information. A forty-layer main drift chamber (MDC), located radially outside the VC, provides trajectory and energy loss (dE/dx) information for charged tracks over 85% of the total solid angle. The momentum resolution is $\frac{\Delta p}{p} = 0.17\% \sqrt{1 + p^2}$ (p in GeV/c), and the dE/dx resolution for hadron tracks is 8%. An array of 48 scintillation counters surrounding the MDC measures the time-of-flight (TOF) of charged tracks with a resolution of 200 ps for hadrons. Radially outside the TOF system is a 12 radiation length, lead-gas barrel shower counter (BSC). This measures the energies of electrons and photons over 80% of the total solid angle with an energy resolution of $\frac{\Delta E}{E} = 22\% \sqrt{E}$ (E in GeV). Outside of the solenoid coil, which provides a 0.4 Tesla magnetic field over the tracking volume, is an iron flux return that is instrumented with three double layers of counters that identify muons with momentum greater than $0.5 \text{ GeV}/c$.

In order to detect invisible χ and η decays, we use $J/\psi \rightarrow \chi$ and $J/\psi \rightarrow \eta$ decays. These two-body decays provide a very simple event topology, as shown in Fig. 1, in which the signals can be reconstructed easily and cleanly decaying into $K^+ K^-$. The reconstructed particles can be used to tag the χ and η in order to allow a search for their invisible decays. Since both χ and η have narrow widths, which are negligible compared with the detector resolution, the shape of the momentum distribution of the χ is approximately Gaussian. The mean

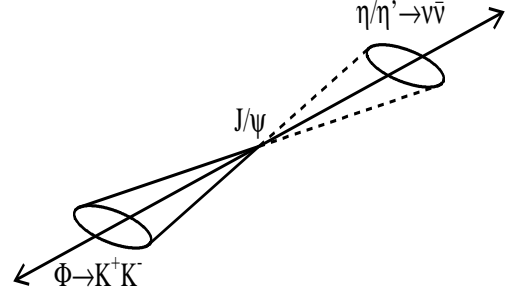


FIG. 1: Schematic of $J/\psi \rightarrow \chi$ or $J/\psi \rightarrow \eta$. The χ , which is reconstructed in $K^+ K^-$ final states, can be used to tag the invisible decay of the χ and η .

value of the momentum distribution is $1.320 \text{ GeV}/c$ for $J/\psi \rightarrow \chi$ and $1.192 \text{ GeV}/c$ for $J/\psi \rightarrow \eta$. The missing momentum, $P_{\text{miss}} = \vec{P}_{\text{miss}}$, is a powerful discriminating variable to separate signal events from possible backgrounds, in which the missing side is not from χ (η) decay. Here, $P_{\text{miss}} = P$. The χ and η signal regions are defined as $1.320 \text{ GeV}/c < P_{\text{miss}} < 1.320 \text{ GeV}/c + \text{reso}$ for $J/\psi \rightarrow \chi$ and $1.192 \text{ GeV}/c < P_{\text{miss}} < 1.192 \text{ GeV}/c + \text{reso}$ for $J/\psi \rightarrow \eta$, where reso (22 MeV/c) and reso (20 MeV/c) are detector resolutions of P_{miss} for $J/\psi \rightarrow \chi$ and $J/\psi \rightarrow \eta$, respectively. In addition, the χ and η decay regions are easy to define in the lab system due to the strong boost of the χ from J/ψ decay, as shown in Fig. 1.

In the event selection, the total number of charged tracks is required to be two with net charge zero. Each track should have a good helix fit in the MDC, and the polar angle must satisfy $|\cos \theta| < 0.8$. The event must originate near the collision point; tracks must satisfy $x^2 + y^2 < 2 \text{ cm}^2$, $|z| < 20 \text{ cm}$, where x , y , and z are the space coordinates of the point of closest approach of tracks to the beam axis. Particle identification (PID) is performed using combined TOF and dE/dx information, and both charged tracks must be identified as kaons.

We require that events have no other charged tracks besides those of the $J/\psi \rightarrow K^+ K^-$ candidate. We count the number of BSC clusters, that could be from a K_L^0 or a photon, N_{BSC} , and require that N_{BSC} be zero in the region outside cones of 30° around the charged kaon tracks. These requirements reject most χ and η decays into visible final states. They also eliminate most backgrounds from multi-body decays of $J/\psi \rightarrow \text{anything}$.

In order to ensure that π^0 and η decay particles are inside the fiducial volume of the detector, the recoil direction against the J/ψ is required to be within the region $|\cos \theta_{\text{recoil}}| < 0.7$, where θ_{recoil} is the polar angle of P_{miss} . Figure 2 (a) shows the invariant mass distribution of K^+K^- candidates, m_{KK} , after the above selection. A clear peak is seen. Figure 2 (b) shows the P_{miss} distribution for events with $1.005 < m_{KK} < 1.035 \text{ GeV}/c^2$.

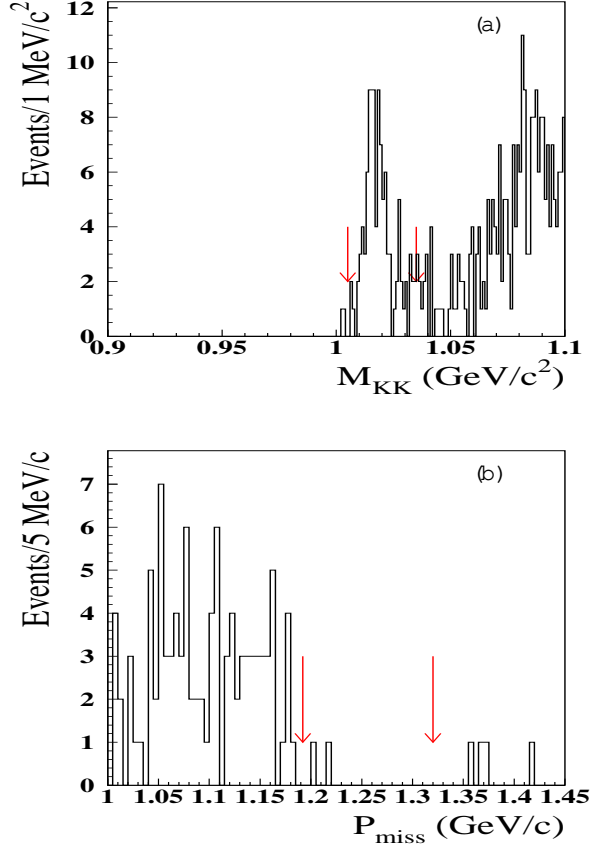


FIG. 2: (a) The m_{KK} distribution for candidate events. The arrows on the plot indicate the signal region of candidates. (b) P_{miss} distribution for the events with $1.005 < m_{KK} < 1.035 \text{ GeV}/c^2$ in (a). The means of the missing momenta for $J/\psi \rightarrow \pi^0 \pi^0$ and $J/\psi \rightarrow \pi^0 \eta$ are located around 1.32 and 1.20 GeV/c , respectively, as indicated by the two arrows.

We use Monte Carlo (MC) simulated events to determine selection efficiencies for the signal channels and study possible backgrounds. We obtain efficiencies of 23.5% and 23.2% for $\pi^0 \pi^0$ and $\pi^0 \eta$ invisible decays, respectively. More than 20 exclusive decay modes are studied with full MC simulations in order to understand the backgrounds. The sources of backgrounds are divided into two classes. Class I: the background is from $J/\psi \rightarrow \pi^0 \pi^0$ ($\pi^0 \rightarrow K^+K^-$ and $\pi^0 \rightarrow \eta \pi^0$), where $\pi^0 \rightarrow K^+K^-$ and $\pi^0 \rightarrow \eta \pi^0$ decays into other modes than the invisible final states. We find the expected number of background events from

this class is negligible for both $\pi^0 \pi^0$ and $\pi^0 \eta$. Class II: it is mainly from J/ψ decays to the final states without π^0 , such as $K_L K_L$, $f_0(980)(\pi^0 \rightarrow K_L K_L)$, and $K^0 \bar{K}^0$ ($K^0 \rightarrow \pi^0 \pi^0$). The expected number of background events from class II is 3.0 \pm 0.2 and 90 \pm 64 in the signal regions for $\pi^0 \pi^0$ and $\pi^0 \eta$, respectively.

An unbinned extended maximum likelihood (ML) fit is used to extract the event yield for $J/\psi \rightarrow \pi^0 \pi^0$ [$\pi^0 \rightarrow K^+K^-$ and $\pi^0 \rightarrow \eta \pi^0$ invisible]. In the ML fit, we require that $1.00 < P_{\text{miss}} < 1.45 \text{ GeV}/c$, shown in Fig. 2(b), where the background shape is well understood. We construct probability density functions (PDFs) for the P_{miss} distributions for (F_{sig} and F_{sig}^0) signals and background (F_{bkgd}) using detailed simulations of signal and background. The PDFs for signals are parameterized by double Gaussian distributions with common means, one relative fraction and two distinct widths, which are all fixed to the MC simulation. The PDF for background is a bifurcated Gaussian plus a first order Polynomial (P_1). All parameters related to the background shape are floated in the fit to data. The PDFs for signals and background are combined in the likelihood function L , defined as a function of the free parameters N_{sig} , N_{sig}^0 , and N_{bkgd} ,

$$L(N_{\text{sig}}, N_{\text{sig}}^0, N_{\text{bkgd}}) = \frac{e^{-(N_{\text{sig}} + N_{\text{sig}}^0 + N_{\text{bkgd}})}}{N!} \prod_{i=1}^N [N_{\text{sig}} F_{\text{sig}}(P_{\text{miss}}^i) + N_{\text{sig}}^0 F_{\text{sig}}^0(P_{\text{miss}}^i) + N_{\text{bkgd}} F_{\text{bkgd}}(P_{\text{miss}}^i)]; \quad (1)$$

where N_{sig} and N_{sig}^0 are the number of $J/\psi \rightarrow \pi^0 \pi^0$ ($\pi^0 \rightarrow K^+K^-$) ($\pi^0 \rightarrow \eta \pi^0$ invisible) and $J/\psi \rightarrow \pi^0 \eta$ ($\pi^0 \rightarrow K^+K^-$) ($\pi^0 \rightarrow \eta \pi^0$ invisible) signal events; N_{bkgd} is the number of background events. The fixed parameter N is the total number of selected events in the fit region, and P_{miss}^i is the value of P_{miss} for the i th event. The negative log-likelihood ($-\ln L$) is then minimized with respect to N_{sig} , N_{sig}^0 , and N_{bkgd} in the data sample. A total of 105 events are used in the fit, and the resulting fitted values of N_{sig} , N_{sig}^0 , and N_{bkgd} are 2.8 ± 1.4 , 2.2 ± 3.4 , and 106 ± 11 , where the errors are statistical. Figure 3 shows the P_{miss} distribution and fitted result. No significant signal is observed for the invisible decay of either π^0 or η . We obtain upper limits by integrating the normalized likelihood distribution over the positive values of the number of signal events. The upper limits at the 90% confidence level are 3.56 events for $\pi^0 \pi^0$ and 5.72 events for $\pi^0 \eta$, respectively.

The branching fraction of $J/\psi \rightarrow \pi^0 \pi^0$ is also determined in $J/\psi \rightarrow \pi^0 \pi^0$ decays, in order to obtain the ratio of $B(J/\psi \rightarrow \pi^0 \pi^0 \text{ invisible})$ to $B(J/\psi \rightarrow \pi^0 \pi^0)$. The advantage of measuring $\frac{B(J/\psi \rightarrow \pi^0 \pi^0 \text{ invisible})}{B(J/\psi \rightarrow \pi^0 \pi^0)}$ is that the un-

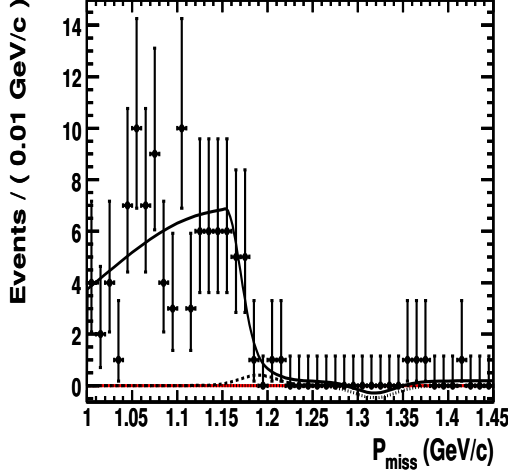


FIG. 3: The P_{miss} distribution for candidate events. The data (black crosses) are compared to the total fit results. The dotted curve is the projection of π^0 signal component, and the dashed curve is the the projection of π^0 signal component, and the solid curve is the total likelihood fit result.

certainties due to the total number of $J = \pi^0 \pi^0$ events, tracking efficiency, PID, the number of the charged tracks, the cut on m_{KK} , and residual noise in the BSC cancel.

The selection criteria for the charged tracks are the same as those for $J = \pi^0 \pi^0$, $\pi^0 \pi^0$ invisible decays. However, at least two good photons are required. A candidate photon must have hits in the BSC. The number of layers hit must be greater than one, and the deposited energy in the BSC more than 50 MeV. The angle between the photon emission direction and the shower development direction of the neutral track in BSC is required to be less than 25° . The opening angles between the candidate photons and the charged tracks must be greater than 30° .

The events are kinematically fitted using energy and momentum conservation constraints (4-C) under the $J = \pi^0 K^+ K^-$ hypothesis in order to obtain better mass resolution and suppress backgrounds further. We require the kinematic fit $\chi^2_{K^+ K^-}$ less than 50 (15) for the π^0 case. If there are more than two photons, the fit is repeated using all permutations, and the combination with the best fit to $K^+ K^-$ is retained. The numbers of $J = \pi^0 \pi^0$ [$\pi^0 K^+ K^-$ and $\pi^0 \pi^0$] events are obtained from fits to the invariant mass distributions. The fitted results for $\pi^0 \pi^0$ are shown in Fig. 4.

Contributions to the systematic error on the ratios are summarized in Table I. Systematic errors in the ML fit originate from the limited number of events in the data sample and from uncertainties in the PDF parameterizations. The uncertainty due to the background shape has been estimated by varying the PDF shape of the background in the ML fit.

The uncertainty, due to the requirement of no neutral clusters in the BSC allowed outside the 30° cones around the charged tracks, is obtained using the control sample of fully reconstructed $J = \pi^0 \pi^0$, $\pi^0 K^+ K^-$ events. The ratios of events with the requirement on the number of extra photons to events without the requirement are obtained for both data and MC simulation. The difference, 5%, is considered as the systematic error for both the $\pi^0 \pi^0$ and $\pi^0 K^+ K^-$ cases. This study determines the difference in the noise in the BSC for MC simulation and data. Compared with π^0 invisible decay, we expect that more noise is introduced by the photons in π^0 decay. So it is a conservative estimation of the systematic error due to the requirement of no clusters in the BSC for the invisible decays of π^0 and π^0 .

The uncertainty in the determination of the number of observed $J = \pi^0 \pi^0$ (π^0), $\pi^0 K^+ K^-$, (π^0) events is also estimated. Different background shapes are tried in the fit to the invariant mass, and the variation of the fitted yields is regarded as a systematic error, which is 2.0% (1.0%) for the π^0 case. The relative systematic error caused by the uncertainty of the photon efficiency is about 4.0% [10]. The uncertainty due to the $\pi^0 K^+ K^-$ constraint is estimated to be 1.0% (5.2%) [11] for the π^0 case. The uncertainty from the trigger efficiency is also considered. The total systematic error, $\text{sys}(\text{sys})$, on the ratio is 7.7% (11.1%) for π^0 , as summarized in Table I.

The upper limit on the ratio of the $B(\pi^0 \text{ invisible})$ to $B(\pi^0 \pi^0)$ is calculated with

$$\frac{B(\pi^0 \text{ invisible})}{B(\pi^0 \pi^0)} < \frac{n_{\text{UL}}}{n} = \frac{1}{(1 - \epsilon)} \quad (2)$$

where n_{UL} is the 90% upper limit of the number of observed events for $J = \pi^0 \pi^0$, $\pi^0 K^+ K^-$, π^0 invisible decay, ϵ is the MC determined efficiency for the signal channel, n is the number of events for the $J = \pi^0 \pi^0$, $\pi^0 K^+ K^-$, π^0 decay, ϵ is the

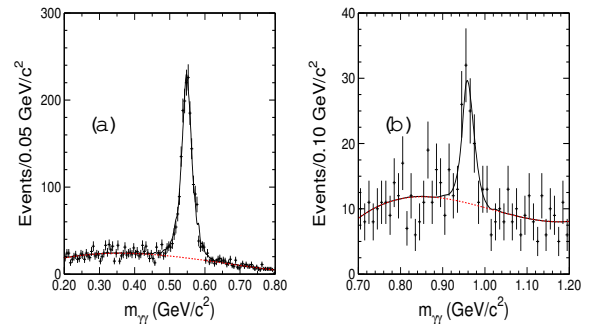


FIG. 4: (a) The fit of the invariant mass distribution of $J = \pi^0 \pi^0$, $\pi^0 K^+ K^-$. The dashed line shows the background, and the solid line is the total fit result. (b) The same plot but for $J = \pi^0 \pi^0$, $\pi^0 \pi^0$.

TABLE I: Summary of relative systematic errors. The first three lines are for $J = \psi(0), \psi(0)!$ invisible. The next three are for $J = \psi(0), \psi(0)!$.

Source of Uncertainties	sys. error (%)	
PDF shapes in the ML fit	3.4	7.3
MC statistics	1.0	1.0
Requirement on N_{BSC}	5.0	5.0
Photon efficiency	4.0	4.0
4-Cut for $\psi(0)!$	1.0	5.2
Background shape for $\psi(0)!$	2.0	1.0
Total	7.7	11.1

MC determined efficiency for the decay mode, and is $\sqrt{(\delta_{sys})^2 + (\delta_{stat})^2} = 8.1\%$, where δ_{sys} and δ_{stat} are the total relative systematic error for the case from Table I and the relative statistical error of $n_{\psi(0)}$, respectively. For $\psi(0)$, $\delta_{\psi(0)}$ is $\sqrt{(\delta_{sys})^2 + (\delta_{stat})^2} = 21.6\%$. The relative statistical error of the fitted yield for $J = \psi(0), \psi(0)!$, is 2.8% (18.5%) according to the results from the fit to the invariant mass of $\psi(0)$ in Fig 4. We also obtain the upper limit on the ratio of the $B(\psi(0)!$ invisible) to $B(\psi(0)!$) by replacing $\psi(0)$ with $\psi(0)$ in Eq. (2).

TABLE II: The numbers used in the calculations of the ratios in Eq. (2), where n_{UL} (n_{UL}) is the upper limit of the signal events at the 90% confidence level, $\epsilon(\psi(0))$ is the selection efficiency, $n_{\psi(0)}$ ($n_{\psi(0)}$) is the number of the events of $J = \psi(0), \psi(0)!$ K^+K^- , $\psi(0)!$, $\psi(0)$ is its selection efficiency, $\delta_{stat}(\delta_{stat})$ is the relative statistical error of $n_{\psi(0)}$ ($n_{\psi(0)}$) and $\delta_{\psi(0)}$ ($\delta_{\psi(0)}$) is the total relative error.

quantity	value	
$n_{UL}(\psi(0))$	3.56	5.72
$\epsilon(\psi(0))$	23.5%	23.2%
$n_{\psi(0)}$	1760 ± 49.3	71.6 ± 13.2
$\epsilon(\psi(0))$	17.6%	15.2%
$\delta_{stat}(\delta_{stat})$	2.8%	18.5%
$\delta_{\psi(0)}$	8.1%	21.6%

Using the numbers in Table II, the upper limit on the ratio of $B(\psi(0)!$ invisible) and $B(\psi(0)!)!$ is obtained at the 90% confidence level of 1.65×10^{-3} (6.69×10^{-2}).

In summary, we search for the invisible decay modes of $\psi(0)$ and $\psi(0)!$ for the first time in $J = \psi(0)$ using the 58 million $J = \psi(0)$ events at BES II. We find no signal yields for the invisible decays of $\psi(0)$ and $\psi(0)!$, and obtain limits on the ratio, $\frac{B(\psi(0)!$ invisible)}{B(\psi(0)!)}. The upper limits at the 90% confidence level are 1.65×10^{-3} and 6.69×10^{-2} for $\frac{B(\psi(0)!$ invisible)}{B(\psi(0)!)} and $\frac{B(\psi(0)!$ invisible)}{B(\psi(0)!)}, respectively. The advantage of measuring the ratios instead of the branching fractions of the invisible decays is that many uncertainties cancel.

The BES collaboration thanks the staff of BEPC and computing center for their hard efforts. This work is supported in part by the National Natural Science Foundation of China under contracts Nos. 10491300, 10225524, 10225525, 10425523, the Chinese Academy of Sciences under contract No. KJ 95T-03, the 100 Talents Program of CAS under Contract Nos. U-11, U-24, U-25, and the Knowledge Innovation Project of CAS under Contract Nos. U-602, U-612, U-34 (IHEP), the National Natural Science Foundation of China under Contract No. 10225522 (Tsinghua University), and the Department of Energy under Contract No. DE-FG 02-04ER 41291 (U Hawaii).

-
- [1] L. N. Chang, O. Lebedev, and J. N. Ng, Phys. Lett. B 441, 419 (1998).
 - [2] B. M. Celik, Phys. Rev. D 72, 103508 (2005).
 - [3] G. Bertone, D. Hooper, and J. Silk, Phys. Rept. 405, 279 (2005).
 - [4] P. Jean et al., Astron. Astrophys. 407, L55 (2003).
 - [5] C. Boehm, D. Hooper, J. Silk, M. Casse, and J. Paul, Phys. Rev. Lett. 92, 101301 (2004), astro-ph/0309686.
 - [6] J. F. Gunion, D. Hooper, and B. M. Celik, Phys. Rev. D 73, 015011 (2006).
 - [7] R. Balest et al. (CLEO), Phys. Rev. D 51, 2053 (1995).
 - [8] S. Eidelman et al. (Particle Data Group), Phys. Lett. B 592, 1 (2004).
 - [9] J. Z. Bai et al. (BES Collaboration), Nucl. Instrum. Meth. A 344, 319 (1994).
 - [10] M. Ablikim et al. (BES Collaboration), Phys. Rev. D 71, 032003 (2005).
 - [11] J. Z. Bai et al. (BES Collaboration), Phys. Rev. D 70, 012005 (2004).