


# RECENT RESULTS ON $\psi(2S)$ DECAYS AT BES

L. L. MA

(for the BES collaboration)

*Institute of High Energy Physics, Chinese Academy of Sciences,  
Beijing 100049, China*



Recent results on  $\psi(2S)$  decays, including 10 Vector + Pseudoscalar (VP) modes and  $p\bar{p}\pi^0(\eta)$ , are reported with  $14 \times 10^6$   $\psi(2S)$  events collected with the BESII detector. Cross sections and form factors for  $e^+e^- \rightarrow \omega\pi^0$ ,  $\rho\eta$ , and  $\rho\eta'$  at the center of mass energies of 3.650, 3.686, and 3.773 GeV are measured simultaneously.

## 1 Introduction

A strong violation to the “12% rule” predicted by perturbative QCD was first observed by the MarkII experiment in the Vector-Pseudoscalar (VP) meson final states,  $\rho\pi$  and  $K^{*+}(892)K^- + c.c.$ <sup>1</sup>. Significant suppressions observed in four Vector-Tensor decay modes<sup>2</sup> make the puzzle even more mysterious. Numerous theoretical explanations have been suggested<sup>3</sup>, but the puzzle still remains one of the most intriguing questions in charmonium physics.

The study on  $\psi(2S) \rightarrow p\bar{p}\pi^0(\eta)$  provides a chance to study the  $N^*$  resonances, which play important roles on our understanding of the nonperturbative QCD.

## 2 Analysis of $\psi(2S) \rightarrow \pi^+\pi^-\pi^0$

The selected  $\pi^+\pi^-\pi^0$  events are fitted in the helicity amplitude formalism with an unbinned maximum likelihood method using MINUIT<sup>4</sup>. The fit shown in Fig. 1 describes the data reasonably well, and the  $\rho(2150)$  serves as an effective description of the high mass enhancement near 2.15 GeV/ $c^2$  in  $\pi\pi$  mass<sup>5</sup>. The branching fractions of  $\psi(2S) \rightarrow \pi^+\pi^-\pi^0$ ,  $\rho(770)\pi$  and  $\rho(2150)\pi \rightarrow \pi^+\pi^-\pi^0$  are  $(18.1 \pm 1.8 \pm 1.9) \times 10^{-5}$ ,  $(5.1 \pm 0.7 \pm 1.1) \times 10^{-5}$  and  $(19.4 \pm 2.5^{+11.5}_{-3.4}) \times 10^{-5}$ , respectively, where the first error is statistical and the second one is systematic.

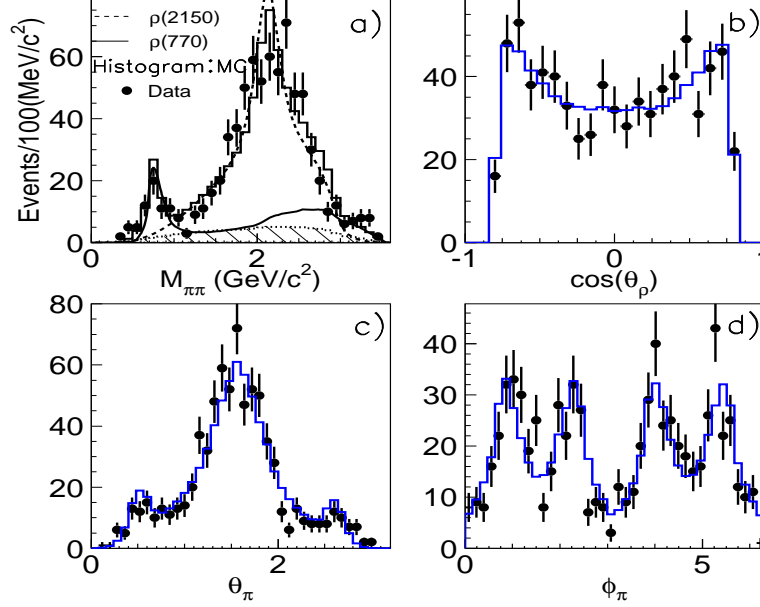


Figure 1: Comparison between data (dots with error bars) and the final fit (solid histograms) for (a) two pion invariant mass, with a solid line for the  $\rho(770)\pi$ , a dashed line for the  $\rho(2150)\pi$ , and a hatched histogram for background; (b) the  $\rho$  polar angle in the  $\psi(2S)$  rest frame; and (c) and (d) for the polar and azimuthal angles of the designated  $\pi$  in  $\rho$  helicity frame.

### 3 Analysis of Electromagnetic Decays $\psi(2S) \rightarrow \omega\pi, \rho\eta$ and $\rho\eta'$

For this analysis, beside the  $\psi(2S)$  data sample, we also analyze  $6.42 \text{ pb}^{-1}$  of continuum data at  $\sqrt{s} = 3.650 \text{ GeV}$ <sup>6</sup>, and  $17.3 \text{ pb}^{-1}$  at the  $\psi(3770)$ <sup>7</sup>. Table 1 lists the cross sections of  $e^+e^- \rightarrow \omega\pi, \rho\eta$  and  $\rho\eta'$  and the corresponding form factors; the branching fractions of  $\psi(2S) \rightarrow \omega\pi, \rho\eta$  and  $\rho\eta'$  are listed in Table 2<sup>8</sup>.

Table 1: Cross sections and form factors measured for  $e^+e^- \rightarrow \omega\pi^0, \rho\eta$ , and  $\rho\eta'$  at  $\sqrt{s} = 3.650, 3.686$ , and  $3.773 \text{ GeV}$ .

Channel	Samples	$\mathcal{L} \text{ (pb}^{-1}\text{)}$	$N_{Cont.}^{obs}$	$\epsilon \text{ (\%)}$	$1 + \delta$	$\sigma_0 \text{ (pb)}$	$ \mathcal{F}_{VP}  \text{ (GeV}^{-1}\text{)}$
$\omega\pi^0$	3.650 GeV	6.42	$7.3^{+3.3}_{-2.7}$	5.09	1.032	$24.3^{+11.0}_{-9.0} \pm 4.3$	$0.051^{+0.12}_{-0.10}$
	3.686 GeV	19.72	$17.3^{+5.7}_{-5.1}$	4.98	1.031	$19.2^{+6.3}_{-5.7} \pm 2.9$	$0.045^{+0.008}_{-0.007}$
	3.773 GeV	17.3	$8.6^{+4.0}_{-3.3}$	5.09	1.028	$10.7^{+5.0}_{-4.1} \pm 1.7$	$0.034^{+0.008}_{-0.007}$
$\rho\eta$	3.650 GeV	6.42	$2.3^{+2.1}_{-1.4}$	10.9	1.028	$8.1^{+7.4}_{-4.9} \pm 1.1$	$0.030^{+0.014}_{-0.009}$
	3.686 GeV	19.72	$16.0^{+5.6}_{-5.0}$	10.9	1.028	$18.4^{+8.6}_{-7.8} \pm 1.9$	$0.046^{+0.011}_{-0.010}$
	3.773 GeV	17.3	$5.8^{+3.3}_{-2.6}$	10.7	1.026	$7.8^{+4.4}_{-3.5} \pm 0.08$	$0.030^{+0.009}_{-0.007}$
$\rho\eta'$	3.650 GeV	6.42	$< 4.4$	4.33	1.021	$< 89$	$< 0.192$
	3.686 GeV	19.72	$2.9^{+2.4}_{-1.6}$	4.43	1.020	$18.6^{+15.4}_{-10.3} \pm 3.6$	$0.050^{+0.021}_{-0.015}$
	3.773 GeV	17.3	$< 3.9$	4.56	1.019	$< 28$	$< 0.106$

Fig. 2 shows the results of the form factor  $|\mathcal{F}_{\omega\pi^0}|$  from our measurements, CMD-2<sup>9</sup>, and DM2<sup>10</sup>, and the calculated value of  $|\mathcal{F}_{\omega\pi^0}|$  at  $s = m_{J/\psi}^2$ . Curve (A) is predicted by J.-M. Gérard and G. López Castro<sup>11</sup> as:

$$|\mathcal{F}_{\omega\pi^0}(s \rightarrow \infty)| = \frac{f_\omega f_\pi}{3\sqrt{2}s}, \quad (1)$$

with  $f_\omega = 17.05 \pm 0.28$  and  $f_\pi = 0.1307 \text{ GeV}$ , the decay constants of  $\omega$  and  $\pi$ , respectively.

Curve (B) is predicted by Victor Chernyak<sup>12</sup>:

$$|\mathcal{F}_{\omega\pi^0}(s)| = |\mathcal{F}_{\omega\pi^0}(0)| \frac{m_\rho^2 M_{\rho'}^2}{(m_\rho^2 - s)(M_{\rho'}^2 - s)}, \quad (2)$$

where  $m_\rho$  and  $M_{\rho'}$  are the masses of  $\rho(770)$  and  $\rho(1450)$ , respectively. From Fig. 2, our results agree with the description of Eq. (1).

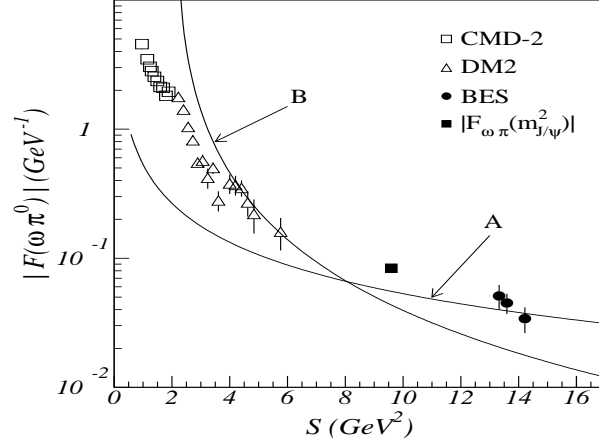


Figure 2: Energy dependence of the  $e^+e^- \rightarrow \gamma^* \rightarrow \omega\pi^0$  form factor. Curve (A) is calculated with Eq. (1), while curve (B) is calculated with Eq. (2).

#### 4 Measurements of $\psi(2S)$ decays into $K^*(892)\bar{K} + c.c.$ , $\phi\pi^0$ , $\phi\eta$ , $\phi\eta'$ , $\omega\eta$ , and $\omega\eta'$

For  $\psi(2S) \rightarrow K^*(892)\bar{K} + c.c.$ , we study its final state  $K_s^0 K^\pm \pi^\mp \rightarrow \pi^+ \pi^- K^\pm \pi^\mp$ <sup>13</sup>. The other decay modes are studied with  $\phi$  decays to  $K^+ K^-$ ,  $\omega$  to  $\pi^+ \pi^- \pi^0$ ,  $\eta'$  to  $\eta \pi^+ \pi^-$  or  $\gamma \pi^+ \pi^-$ , and  $\pi^0$  and  $\eta$  to  $2\gamma$ <sup>14</sup>. The results are listed in Table 2.

Table 2: Branching fractions and upper limits (90% C.L.) measured for  $\psi(2S)$  decays. Results for corresponding  $J/\psi$  branching fractions and the ratios  $Q_h = \frac{B(\psi(2S) \rightarrow h)}{B(J/\psi \rightarrow h)}$  are also given.

$h$	$B(\psi(2S) \rightarrow) \times 10^{-5}$	$B(J/\psi \rightarrow) \times 10^{-4}$	$Q_h$ (%)
$\rho\pi$	$5.1 \pm 0.7 \pm 1.1$	$127 \pm 9$	$0.40 \pm 0.11$
$K^*(892)^+ K^- + c.c.$	$2.9^{+1.3}_{-1.7} \pm 0.4$	$50 \pm 4$	$0.59^{+0.27}_{-0.36}$
$K^*(892)^0 \bar{K}^0 + c.c.$	$13.3^{+2.4}_{-2.8} \pm 1.7$	$42 \pm 4$	$3.2 \pm 0.8$
$\omega\pi^0$	$1.87^{+0.68}_{-0.62} \pm 0.28$	$4.2 \pm 0.6$	$4.4^{+1.8}_{-1.6}$
$\rho\eta$	$1.78^{+0.67}_{-0.62} \pm 0.17$	$1.93 \pm 0.23$	$9.2^{+3.6}_{-3.3}$
$\rho\eta'$	$1.87^{+1.64}_{-1.11} \pm 0.33$	$1.05 \pm 0.18$	$17.8^{+15.9}_{-11.1}$
$\phi\pi^0$	$< 0.41$	$< 0.068$	—
$\phi\eta$	$3.3 \pm 1.1 \pm 0.5$	$6.5 \pm 0.7$	$5.1 \pm 1.9$
$\phi\eta'$	$2.8 \pm 1.5 \pm 0.6$	$3.3 \pm 0.4$	$8.5 \pm 5.0$
$\omega\eta$	$< 3.2$	$15.8 \pm 1.6$	$< 2.0$
$\omega\eta'$	$3.1^{+2.4}_{-2.0} \pm 0.7$	$1.67 \pm 0.25$	$19^{+15}_{-13}$
$p\bar{p}\pi^0$	$13.2 \pm 1.0 \pm 1.5$	$10.9 \pm 0.09$	$12.1 \pm 1.9$
$p\bar{p}\eta$	$5.8 \pm 1.1 \pm 0.7$	$2.09 \pm 0.18$	$2.8 \pm 0.7$

## 5 Analysis of $\psi(2S) \rightarrow p\bar{p}\pi^0(\eta)$

The final states of these two decay modes are the same  $p\bar{p}\gamma\gamma$ , and the signal event numbers are got by fitting the  $\gamma\gamma$  invariant mass distribution in the selected events with  $p\bar{p}\gamma\gamma$  final state<sup>15</sup>. The branching fractions for  $\psi(2S) \rightarrow p\bar{p}\pi^0$  and  $\psi(2S) \rightarrow p\bar{p}\eta$  are listed in Table 2. For  $\psi(2S) \rightarrow p\bar{p}\pi^0$ , the errors are much smaller than the previous measurement by Mark-II<sup>1</sup>. There are enhancements with  $p\pi$  and  $p\eta$  mass around 1.5 GeV, and weak evidences for the  $p\bar{p}$  threshold enhancements in both channels.

## 6 Summary

We report the results on  $\psi(2S)$  decays into 10 VP channels and  $p\bar{p}\pi^0(\eta)$  final states. The branching fractions in our measurement are consistent with those of CLEO<sup>16</sup>. With the measured branching fractions, the “12% rule” is tested. From the ratios  $Q_h$  in Table 2, we see the channels of  $\rho\eta$ ,  $\rho\eta'$ ,  $\phi\eta'$ ,  $\omega\eta'$  and  $p\bar{p}\pi^0$  are consistent with “12% rule”, while the others are suppressed. The solution to the “ $\rho\pi$  puzzle” seems to need more accurate measurements and further effort from theory.

## Acknowledgments

I would like to thank Profs. J. Tran Thanh Van for the friendly hospitality. I would like also to thank my colleagues of BES collaboration who did the good work which are reported here.

## References

1. Mark-II Collab., M. E. B. Franklin. *et al.*, Phys. Rev. Lett. **51**, 963 (1983).
2. BES Collab., J. Z. Bai *et al.*, Phys. Rev. Lett. **81**, 5080 (1998).
3. W. S. Hou and A. Soni, Phys. Rev. Lett. **50**, 569 (1983); G. Karl and W. Roberts, Phys. Lett. **B144**, 243 (1984); S. J. Brodsky *et al.*, Phys. Rev. Lett. **59**, 621 (1987); M. Chaichian *et al.*, Nucl. Phys. **B323**, 75 (1989); S. S. Pinsky, Phys. Lett. **B236**, 479 (1990); X. Q. Li *et al.*, Phys. Rev. **D55**, 1421 (1997); S. J. Brodsky and M. Karliner, Phys. Rev. Lett. **78**, 4682 (1997); Yu-Qi Chen and Eric Braaten, Phys. Rev. Lett. **80**, 5060 (1998); M. Suzuki, Phys. Rev. **D63**, 054021 (2001); J. L. Rosner, Phys. Rev. **D64**, 094002 (2001); J. P. Ma, Phys. Rev. **D65**, 097506 (2002); M. Suzuki, Phys. Rev. **D65**, 097507 (2002).
4. CERN Program Library Long Writeup D506.
5. BES Collob., M. Ablikim *et al.*, hep-ex/0408047 (Accepted by Phys. Lett. **B**).
6. S. P. Chi *et al.*, High Energy Phys. and Nucl. Phys. **28**, 1135 (2004).
7. BES Collab., J. Z. Bai *et al.*, Phys. Lett. **B603**, 130 (2004).
8. BES Collab., J. Z. Bai *et al.*, Phys. Rev. **D70**, 112007 (2004).
9. CMD-2 Collab., R. R. Akhmetshin *et al.*, Phys. Lett. **B466**, 392 (1999).
10. DM2 Collab., D. Bisello *et al.*, Nucl. Phys. (Proc. Suppl.) **21**, 111 (1991).
11. J.-M. Gérard and G. López Castro, Phys. Lett. **B425**, 365 (1998).
12. Victor Chernyak, hep-ph/9906387.
13. BES Collob., M. Ablikim *et al.*, Phys. Lett. **B614**, 37 (2005).
14. BES Collab., J. Z. Bai *et al.*, Phys. Rev. **D70**, 112003 (2004).
15. BES Collab., J. Z. Bai *et al.*, Phys. Rev. **D71**, 072006 (2002).
16. CLEO Collab., N. E. Adam *et al.*, Phys. Rev. Lett. **94**, 012005 (2005).