

# STANDARD MODEL HIGGS AT LEP

**Esther Ferrer Ribas**

*Laboratoire de l'Accélérateur Linéaire*  
IN2P3-CNRS et Université de Paris-Sud, BP 34 91898 Orsay cedex, France

In 1999 the LEP experiments collected data at centre of mass energies between 192 and 202 GeV for about  $900 \text{ pb}^{-1}$  integrated luminosity. Combined results are presented for the search for the Standard Model Higgs boson. No statistically significant excess has been observed when compared to Standard Model background expectation which can be translated into a lower bound on the mass of the Higgs boson at  $107.9 \text{ GeV}/c^2$  at 95 % confidence level.

We present combined results from the ALEPH, DELPHI, L3 and OPAL Collaborations on the search for the Standard Model Higgs boson. The results are obtained by combining the results from data collected in 1999 at centre-of-mass energies between 192 and 202 GeV and earlier data collected at lower energies [1].

## 1 The Higgs boson in the Standard Model

The experimental observation of the Higgs boson(s) would be of great importance for the understanding of the spontaneous breaking of the electroweak symmetry. In the Standard Model, one scalar neutral boson is introduced. The mass of this boson,  $m_H$ , is a free parameter of the theory.

However by theoretical arguments, constraints on  $m_H$  can be derived. On one hand, triviality arguments give rise to an upper bound on  $m_H$  as a function of the scale  $\Lambda$  and the top mass. On the other hand, vacuum stability will give a lower bound as a function of the top mass. In Figure 1(a) the bounds on  $m_H$  given by the triviality and vacuum stability arguments are shown as a function of  $\Lambda$  at a given top mass [2].

The electroweak observables are measured with a high precision (of the order of  $0/_{000}$ ). This precision allows us to be sensitive to the radiative corrections due to the top quark and to the Higgs boson via the loop diagrams. In order to minimise the uncertainties on the theoretical values, the best measured observables are used :  $G_F$ ,  $\alpha_{\text{QED}}$  and  $m_Z$ . For given values of  $G_F$ ,  $\alpha_{\text{QED}}$  and  $m_Z$  indirect measurements for  $m_t$  and  $m_H$  can be extracted. The precision will be better on  $m_t$  than on  $m_H$ , thanks to the quadratic dependence ( $\sim m_t^2$ ) whereas for  $m_H$  the dependence is logarithmic ( $\sim \ln m_H^2$ ). All of the electroweak measurements are adjusted in a global fit. The result on  $m_t$  is one of the biggest successes of the Standard Model giving an indirect measurement ( $m_t = 174.2^{+10.9}_{-6.9} \text{ GeV}/c^2$ ) in agreement with the direct measurement ( $m_t = 174.3 \pm 5.1 \text{ GeV}/c^2$ ) and only half its precision. In the same way, the mass of the Higgs boson is expected [3] to be smaller than  $188 \text{ GeV}/c^2$  at 95 % CL as can be seen from Figure 1b.

Direct searches obtained a 95% CL lower bound of  $95.2 \text{ GeV}/c^2$  from the combination of earlier data collected by the LEP experiments at centre-of-mass energies up to 189 GeV [1].

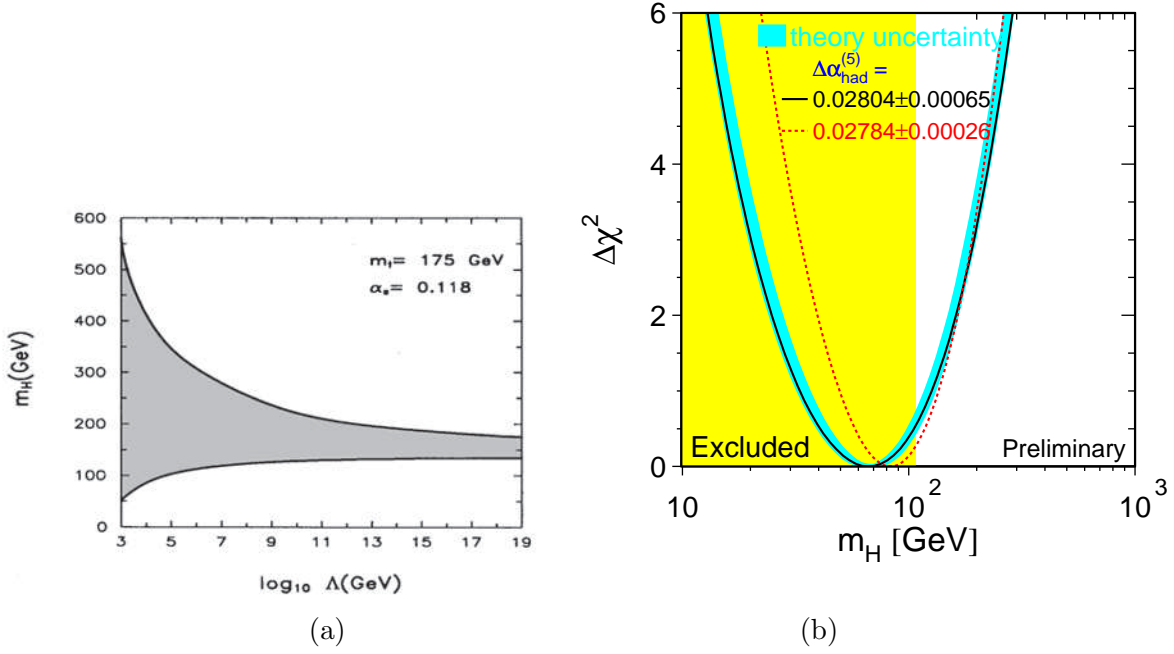


Figure 1: (a) Constraints on the Higgs mass by stability of the vacuum and triviality arguments as a function of the  $\Lambda$  scale for a given of the top mass ( $m_t = 175$  GeV/ $c^2$ ). The grey region between the curves shows the allowed zone by triviality and vacuum stability arguments. (b)  $\chi^2$  variation as a function of the Higgs mass from the global fit of the electroweak measurements.

## 2 Production and topologies

At LEP2 energies the dominant Higgs boson production is the Higgsstrahlung process  $e^+e^- \rightarrow HZ$  where a Higgs boson is produced in association with a Z boson<sup>1</sup>.

The decays of the Z and the Higgs boson determine the final topology. For Higgs masses below 120 GeV/ $c^2$ , the Higgs boson decays predominantly into a pair of b quarks ( $\sim 85\%$ ) followed by the decay mode into  $\tau^+\tau^-$  ( $\sim 8\%$ ). The remaining decays concern pairs of c quarks or a pair of gluons. The Z boson is a much more democratic particle and decays 70% into a quark-antiquark pair (shared in about 20% for d-type quarks and 15% for u-type quark), 20% into a pair of neutrino-antineutrino and the rest in a pair of leptons.

The search for the Higgs boson consists of the following final states:  $Hq\bar{q}$  ( $\sim 60\%$ ),  $H\nu\bar{\nu}$  ( $\sim 17\%$ ),  $Hl^+l^-$  ( $\sim 9\%$ ) and the rest mainly  $\tau^+\tau^-q\bar{q}$  and  $q\bar{q}\tau^+\tau^-$ . All in all about 93% of the Higgs decay channels are studied.

The background processes can have cross sections of order of magnitude greater than those for the Higgs production. The cross sections of the main background processes as a function of  $\sqrt{s}$  are shown in Figure 1 as well as the cross sections of the HZ signal for different  $m_H$ . The  $\gamma\gamma$  events can be easily reduced as their topology is very different from the signal. The  $Z\gamma$  and WW events will be the main backgrounds for all channels. The ZZ events with final states containing a pair of b quarks are an irreducible background at  $\sqrt{s} = 189$  GeV. At centre-of-mass energies greater than 192 GeV, the sensitivity of the Higgs searches being beyond  $m_Z$ , there is some discrimination in mass between

<sup>1</sup>The fusion process in which a Higgs boson is produced by the fusion of two W bosons has considerable smaller cross section at LEP energies. It becomes competitive at the kinematical limit ( $m_H \geq \sqrt{s} - m_Z$ ). This process contributes only for the  $H\nu\bar{\nu}$  final states and gives the possibility of exploring mass regions beyond the kinematical limit.

events coming from HZ or ZZ production. It is clear from this figure, when comparing background and signal cross sections, that the event selections have to reduce background event contamination by a few orders of magnitude.

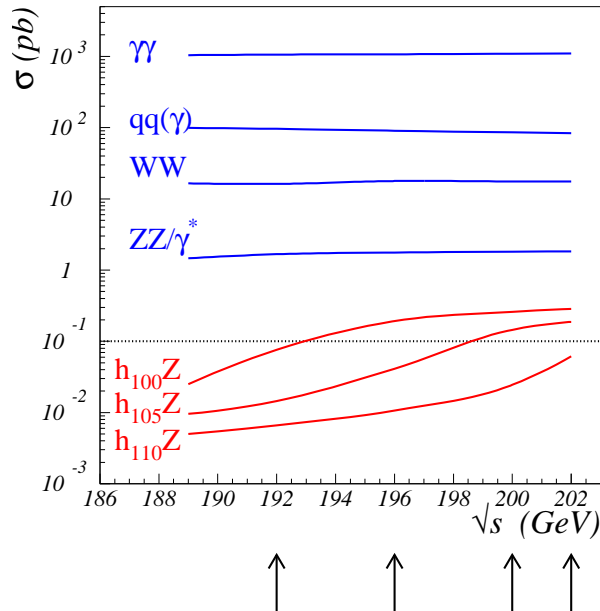


Figure 2: Evolution of the cross sections of the main background process as a function of the centre of mass energies. The arrows show the centre of mass energies where data has been collected during 1999. The cross sections for Higgsstrahlung production for  $m_H = 100, 105$  and  $110 \text{ GeV}/c^2$  are also shown. The dotted line shows where 10 Higgs boson would be produced with  $100 \text{ pb}^{-1}$ .

### 3 Analysis strategies

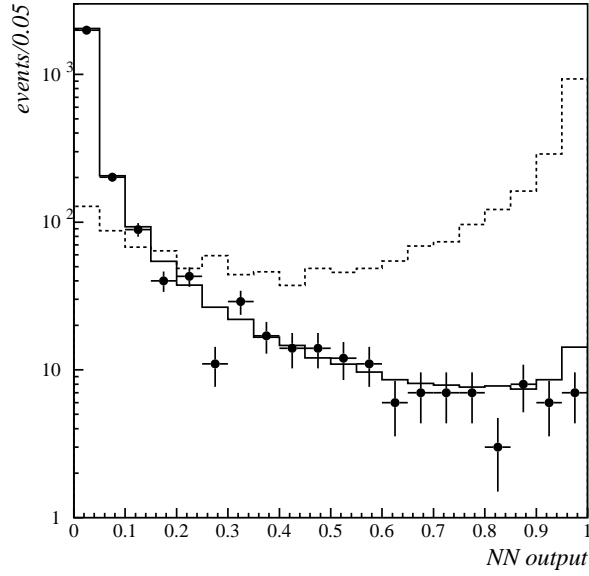
The analyses used by the four LEP collaborations are described in individual documents [6, 7, 8, 9]. We give a brief overview of the common features.

The event selections rely heavily on the b-tagging algorithm as 85% of Higgs boson decays are  $b\bar{b}$ . Typical performances of these algorithms are a 90% b-jet efficiency selection for a light quark reduction of about 80%.

The analyses are often divided into two main steps: preselection cuts and discriminant variable. In the preselection steps, the aim is to reduce events coming from background processes with different topological characteristics from signal events. The  $\gamma\gamma$  background can be reduced to a negligible level and the 2-fermion and 4-fermion events are reduced by about a factor 15, keeping a high efficiency for the signal events.

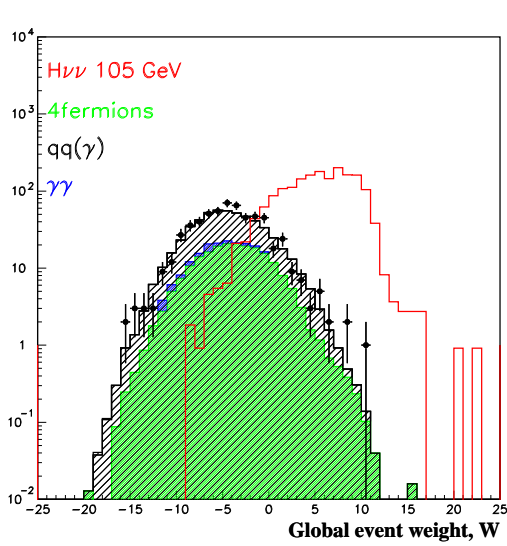
The following step consists of constructing a single variable that combines the most discriminating observables between background and signal events by means of a likelihood ratio or neural network techniques. One example of this kind of variable is shown in Figure 3(a) where the output of the ALEPH neural network for the four jets channels using all 99 data is shown for signal, background and real data. The separation of the signal and the background events is remarkable and signal events can be selected by cutting at high values of the discriminant variable. Figure 3(b) shows the discriminant variable for the  $H\nu\bar{\nu}$  analysis in DELPHI. When cutting the discriminant variable from left to right, the curve 3(c) is obtained representing the evolution of the number of events as a function of the Higgs signal efficiency.

# ALEPH

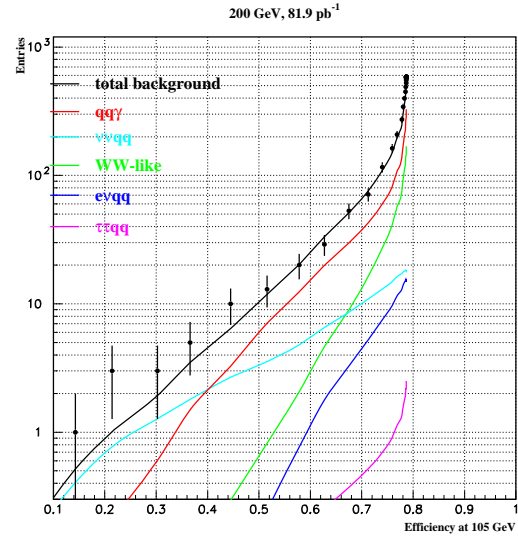


(a)

# DELPHI



(b)



(c)

Figure 3: On the top, (a), distribution of the output of the neural network for the four jets channel for the background contribution (empty histogram), signal (dotted unnormalised histogram) and real data (points) for all the data recorded during 1999. On the bottom left, (b), distribution of the discriminant variable in the missing energy channel for  $\sqrt{s} = 200$  GeV and on the bottom right, (c), distribution of the evolution of the number of background events as a function of signal efficiency ( $m_H = 105$  GeV/ $c^2$ ) for the same analysis.

It is noticeable that the background contributions have been reduced to have a signal over background ratio of the order of unity for an efficiency of about 30%.

## 4 Results

All data have been analysed by the four experiments. A summary is given in Table 1. No statistically significant excess has been observed. Therefore these results can be translated into an exclusion limit on the mass of the Higgs boson. The observed and expected limits per experiment are given in Table 1. These results are combined. As an illustration the distribution of the reconstructed mass of the Higgs boson for all channels and all experiments is shown in Figure 4. The figure has been obtained by selecting the most similar set of events and requiring that the contributions from the four experiments be roughly equal. The number of selected data events is 201 while 220 are expected from SM background processes. In the presence of a signal at  $105 \text{ GeV}/c^2$  mass, 40.7 events would be expected.

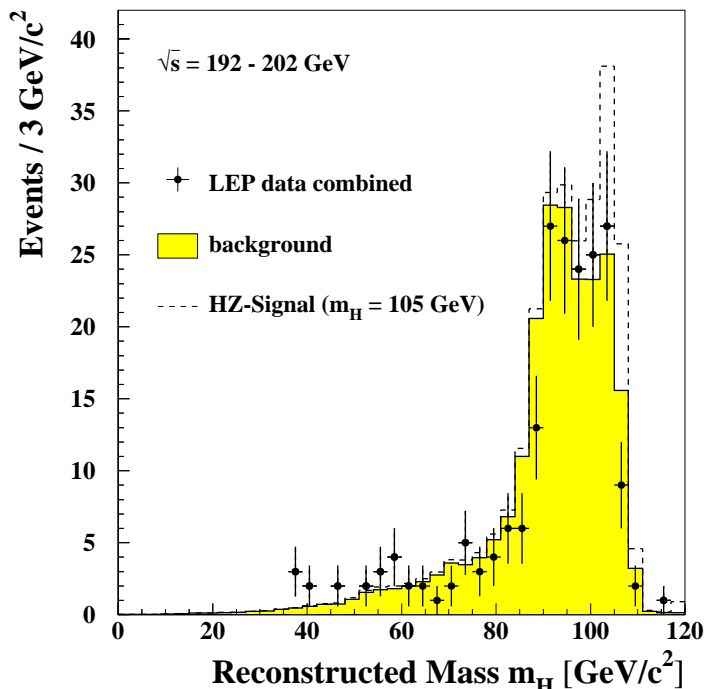


Figure 4: LEP-combined distribution of the reconstructed SM Higgs boson mass in searches conducted at  $\sqrt{s}$  between 192 and 202 GeV. The figure displays the data (dots with error bars), the predicted SM background (shaded histogram) and the prediction for a Higgs boson of  $105 \text{ GeV}/c^2$  mass (dashed histogram). The figure has been obtained with the supplementary requirement that the contributions from the four experiments (selecting the most signal-like set of events) be roughly equal. The number of data events selected for this figure is 201 while 220 are expected from SM background processes. A signal at a Higgs mass of  $105 \text{ GeV}/c^2$  would contribute with 40.7 events.

A combined limit can be extracted. The compatibility with background of the result is given by  $1 - CL_b$ , which is plotted as a function of  $m_H$  in Figure 5a. Values of  $1 - CL_b$  below  $5.7 \times 10^{-7}$ , indicated by the horizontal full line, corresponding to a 5 standard deviation fluctuation of the background, are considered to be in the discovery region. The dotted line shows the expectation in the presence of

Experiment:	ALEPH	DELPHI	L3	OPAL
192 GeV: Integrated luminosity ( $\text{pb}^{-1}$ ):	28.9	25.2-25.9	29.7	28.7-28.9
Backg. predicted / Evts. observed				
Four-jet:	4.8/3	19.2/16	0.7/1	3.6/5
Missing-energy:	1.5/1	12.1/13	0.2/0	1.5/0
Leptonic ( $e, \mu$ ):	2.8/3	2.5/1	0.0/0	1.0/1
Tau channels:	1.2/1	0.8/0	0.0/0	0.8/1
196 GeV: Integrated luminosity ( $\text{pb}^{-1}$ ):	79.9	74.8-76.9	83.7	73.9-74.8
Backg. predicted / Evts. observed				
Four-jet:	14.8/8	59.3/51	5.4/8	10.0/17
Missing-energy:	3.8/4	32.8/32	1.3/0	3.2/2
Leptonic ( $e, \mu$ ):	8.9/4	6.8/7	0.2/0	2.4/2
Tau channels:	3.7/1	2.4/3	0.1/0	2.1/0
200 GeV: Integrated luminosity ( $\text{pb}^{-1}$ ):	86.3	81.9-84.3	82.8	74.8-77.2
Backg. predicted / Evts. observed				
Four-jet:	17.5/16	67.2/61	22.6/24	9.3/9
Missing-energy:	3.8/1	36.6/32	4.3/7	2.8/2
Leptonic ( $e, \mu$ ):	11.2/13	8.1/9	1.1/1	3.3/5
Tau channels:	4.7/7	2.6/3	0.8/0	2.7/3
202 GeV: Integrated luminosity ( $\text{pb}^{-1}$ ):	41.9	40.0-41.1	37.0	35.2-36.1
Backg. predicted / Evts. observed				
Four-jet:	9.3/3	33.8/33	9.4/14	4.8/2
Missing-energy:	1.8/1	17.9/20	2.8/4	1.8/2
Leptonic ( $e, \mu$ ):	5.6/6	4.2/1	0.5/0	1.4/2
Tau channels:	2.4/2	1.2/0	0.4/0	0.8/0
Total: Integrated luminosity ( $\text{pb}^{-1}$ ):	237.0	222-228	232.4	213-217
Backg. predicted / Evts. observed				
Four-jet:	46.4/30	179.5/161	38.1/47	27.7/33
Missing-energy:	11.0/7	99.4/97	8.6/11	9.3/6
Leptonic ( $e, \mu$ ):	28.5/26	21.6/18	1.8/1	8.1/10
Tau channels:	11.9/11	7.0/6	1.3/0	6.4/4
Events in all channels	97.8/74	307.5/282	49.8/59	51.5/53
Limit ( $\text{GeV}/c^2$ ) exp. (median) at 95% CL:	107.7(*)	106.3	105.3	105.2
Limit ( $\text{GeV}/c^2$ ) observed at 95% CL:	107.7	103.9	106.0	103.0

Table 1: Information related to the searches of the four LEP experiments for the SM Higgs boson at energies between 192 and 202 GeV. In the L3 analysis the event selection, and thus the expected background and observed number of events, depend on the Higgs boson mass hypothesis; they are given here for  $m_H = 105 \text{ GeV}/c^2$ . (\*) In the ALEPH publication the expected mean is quoted (which is  $106.8 \text{ GeV}/c^2$ ) rather than the median. Also, the confidence level estimator  $CL_s$  used by ALEPH is different from the one used by the other collaborations, shifting the expected limit of ALEPH upwards by about  $0.5 \text{ GeV}/c^2$ .

a signal at a given  $m_H$  mass; its crossing with the  $5\sigma$  line at  $106.3 \text{ GeV}/c^2$  indicates the range of sensitivity of the presently available data to a discovery.

A 95% confidence level lower limit on the Higgs mass may be set by identifying the mass region where  $CL_s < 0.05$ , as shown in Figure 5. The  $CL_s$  estimates the probability that the data are compatible with background and signal. The median limit expected in the absence of a signal is  $109.1 \text{ GeV}/c^2$  and the limit observed by combining the LEP data is  $107.9 \text{ GeV}/c^2$ . The inclusion of systematic errors, together with their correlations, has decreased the limits by approximately  $100 \text{ MeV}/c^2$

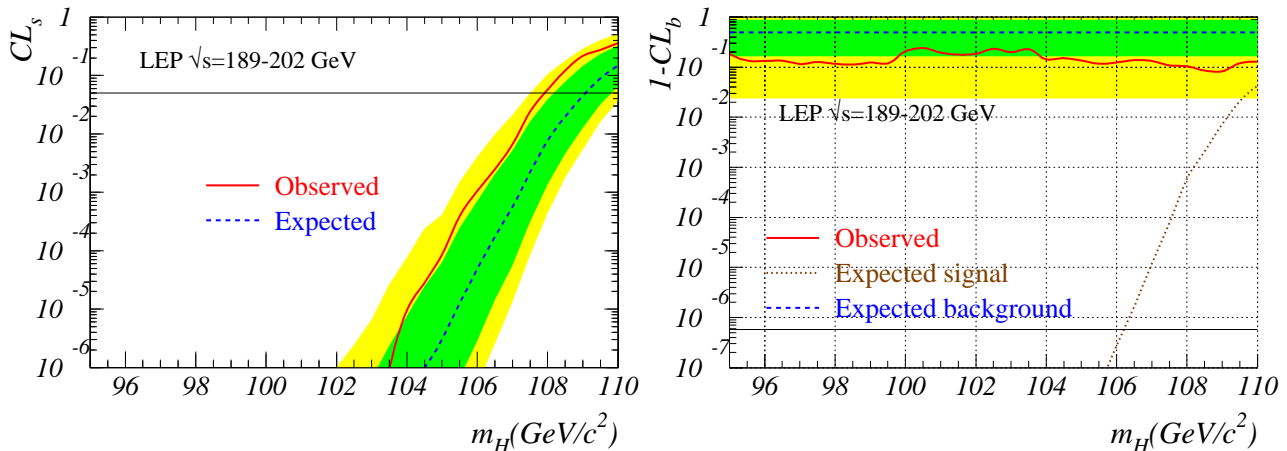


Figure 5: The confidence levels  $CL_s$  (left) and  $1 - CL_b$  (right) as a function of  $m_H$ . The solid curve is the observed result, the dashed curve the median result expected in the absence of a signal. The shaded areas represent the symmetric  $1\sigma$  and  $2\sigma$  probability bands of  $CL_s$  in the absence of a signal. The intersections of the curves with the horizontal line at  $CL_s = 0.05$  give the mass limits at the 95% confidence level. On the left plot the dotted curve shows the median result expected for a signal of mass given in abscissa. The horizontal line at  $5.7 \times 10^{-7}$  indicates the level for a  $5\sigma$  discovery.

## 5 Conclusions and perspectives

Searches for the Standard Model Higgs have been performed combining data collected by the four LEP experiments at centre of mass energies between 192 and 202 GeV, with a an approximate integrated luminosity of  $900 \text{ pb}^{-1}$ . These data have been combined with data collected at lower energies. No statistically significant excess has been observed when compared to the Standard Model background predictions and a lower bound on the mass of the Higgs boson has been set at  $107.9 \text{ GeV}/c^2$  at 95 % confidence level.

This summer LEP will run at the highest possible energy. LEP is expected to reach center of mass energies of around 206 GeV . Prospects [10] predict a combined sensitivity of around  $114 \text{ GeV}/c^2$  for an integrated luminosity of  $40 \text{ pb}^{-1}$  per experiment at  $\sqrt{s} = 206 \text{ GeV}$  and taking in account the data collected at  $\sqrt{s} = 202 \text{ GeV}$ . The discovery limit will be around  $112 \text{ GeV}/c^2$ .

## Acknowledgements

I would like to thank the organisers of the XXXV<sup>th</sup> Rencontres de Moriond for the nice atmosphere of the Conference. I am grateful to the Higgs searchers of the four LEP Collaborations and the LEP Higgs working group for their help in preparing this talk. I would like to thank Achille Stocchi for his help and comments in the preparation of the talk and the careful reading of these proceedings.

## References

- [1] ALEPH, DELPHI, L3 and OPAL Collab., The LEP working group for Higgs boson searches, “*Searches for Higgs bosons: Preliminary combined results from the four LEP experiments as  $\sqrt{s} \approx 189$  GeV*”, ALEPH 99-081 CONF 99-052, DELPHI 99-142 CONF 327, L3 Note 2442, OPAL Technical Note TN-614, submitted to EPS-HEP’99, Tampere (Finland), July 15-21 1999.
- [2] T. Hambye et K. Riesselmann, “*SM Higgs mass bounds from theory*”, hep-ph/9708416.
- [3] <http://lepewwg.web.cern.ch/LEPEWWG/>.
- [4] *Physics at Lep200*, Yellow Report CERN 96-01, Volume 1.
- [5] ALEPH, DELPHI, L3 and OPAL Collab., The LEP working group for Higgs boson searches, *Searches for Higgs bosons: Preliminary combined results using LEP data collected at energies up to 202 GeV*, CERN-EP/00-055.
- [6] ALEPH Collab., *Search for the neutral Higgs bosons of the Standard Model and the MSSM in  $e^+e^-$  collisions at centre-of-mass energies from 192 to 202 GeV*, ALEPH 2000-006 CONF 2000-003;  
ALEPH Collab., R. Barate *et al.* “Search for the neutral Higgs bosons of the standard model and the MSSM in  $e^+e^-$  collisions at  $\sqrt{s} = 189$  GeV,” CERN-EP-2000-019.
- [7] DELPHI Collab., *Searches for Neutral Higgs Bosons in  $e^+e^-$  collisions up to  $\sqrt{s} = 202$  GeV*, DELPHI-2000-024 CONF 345;  
DELPHI Collab., P. Abreu *et al.*, “Search for neutral Higgs bosons in  $e^+e^-$  collisions around  $\sqrt{s} = 189$  GeV,” CERN-EP/2000-038.
- [8] L3 Collab., *Search for the SM Higgs boson in  $e^+e^-$  collisions at centre-of-mass energies up to 202 GeV*, L3 note 2511, March 6, 2000;  
L3 Collab., M. Acciarri *et al.*, *Phys. Lett.* **B461** (1999) 376;  
L3 Collab., M. Acciarri *et al.*, “Search for neutral Higgs bosons of the minimal supersymmetric standard model in  $e^+e^-$  interactions at  $\sqrt{s} = 189$  GeV” *Phys. Lett.* **B471** (1999) 321.
- [9] OPAL Collab., *Search for Neutral Higgs Bosons in  $e^+e^-$  Collisions at  $\sqrt{s} \approx 192$ -202 GeV*, OPAL Physics Note PN426, March 3, 2000;  
OPAL Collab., G. Abbiendi *et al.*, *Eur. Phys. J.* **C12** (2000) 567.
- [10] E. Gross and A.L. Read, *Prospects for the Standard Model Higgs Boson Search in the LEP 2000 run*, CERN-EP-2000-034.