

Causal Structure of an Inflating Magnetic Monopole

Nobuyuki Sakai*

Yukawa Institute for Theoretical Physics, Kyoto University, Kyoto 606-8502, Japan

Ken-ichi Nakao and Tomohiro Harada

Department of Physics, Kyoto University, Kyoto 606-8502, Japan

(7 September 1999)

Abstract

We clarify the causal structure of an inflating magnetic monopole. We also discuss general nature of inflationary spacetimes.

PACS number(s): 04.70.Bw, 14.80.Hv, 98.80.Cq

*Electronic address: sakai@yukawa.kyoto-u.ac.jp

For the last decade spacetime solutions of magnetic monopoles have been intensively studied in the literature [1–5]. This originated from the rather mathematical interest in static solutions with non-Abelian hair [1]. It was shown [2] that static regular solutions are nonexistent if the vacuum expectation value of the Higgs field η is larger than a critical value η_{sta} , which is of the order of the Planck mass m_{Pl} .

Linde and Vilenkin independently pointed out that such monopoles could expand exponentially in the context of inflationary cosmology [3]. Because this “topological inflation” model does not require fine-tuning of the initial conditions, it has been attracting attention. In particular, it is recently found that topological inflation takes place in some of the plausible models in particle physics [6].

In Ref. [4] (Paper I), dynamical solutions of magnetic monopoles for $\eta > \eta_{\text{sta}}$ were numerically obtained: monopoles actually inflate if $\eta \gg \eta_{\text{sta}}$. Recently, the causal structure of an inflating magnetic monopole is discussed in Ref. [5]. Such arguments are also important for initial conditions for successful inflation [7]. However, there are serious errors about the causal structure of an inflating monopole in Refs. [5,7], as we shall explain below, which would throw into question the entire discussions there. In this paper we clarify the causal structure of an inflating magnetic monopole, as a complement of Paper I.

In order to see the spacetime structure for numerical solutions, we observe the signs of the expansion of a null geodesic congruence. For a spherically symmetric metric,

$$ds^2 = -dt^2 + A^2(t, r)dr^2 + B^2(t, r)r^2(d\theta^2 + \sin^2\theta d\varphi^2), \quad (1)$$

an outgoing (+) or ingoing (−) null vector is given by ¹

$$k_{\pm}^{\mu} = (1, \pm A^{-1}, 0, 0) \quad (2)$$

and its expansion Θ_{\pm} is written as

$$\Theta_{\pm} = k_{\pm;\theta}^{\theta} + k_{\pm;\varphi}^{\varphi} = \frac{2}{B} \left(\frac{\partial B}{\partial t} \pm \frac{1}{Ar} \frac{\partial(Br)}{\partial r} \right), \quad (3)$$

which is defined as the trace of a *projection* of $k_{\pm;\nu}^{\mu}$ onto a relevant 2-dimensional surface. The derivation of Eq.(3) as well as more general arguments were given by Nakamura *et al.* [9] Apparent horizons are defined as the surfaces with $\Theta^{+} = 0$ or $\Theta^{-} = 0$ ². We label those

¹ In Paper I and Ref. [8], the null vector was expressed as $k_{\pm}^{\mu} = (-1, \pm A^{-1}, 0, 0)$. The minus sign of k_{\pm}^t was just a typo, and the expression of Θ_{\pm} , which is the same as Eq.(3), was correct.

² An apparent horizon is usually defined as the outermost surface with $\Theta^{+}=0$ for an asymptotically flat spacetime. In this article, however, we call any marginal surface with $\Theta^{+} = 0$ or $\Theta^{-} = 0$ an apparent horizon.

surfaces as S1, S2, etc. in our figures.

In Fig. 1(a), we plot the trajectories of monopole boundary and of apparent horizons in terms of the proper distance from the center: $X \equiv \int_0^r A dr'$. Here we define the boundary in two ways: X_Φ as the position of $\Phi = \eta/2$ and X_w as the position of $w = 1/2$, where Φ and w are the Higgs field and a gauge-field function, respectively. An apparent horizon S1 almost agrees with $X = H_0^{-1} \equiv [8\pi V(0)/3m_{\text{Pl}}^2]^{-1/2}$, which implies that the monopole core is almost de Sitter spacetime. Figure 1(a) also illustrates that the monopole actually inflates.

Based on the solution in Fig. 1(a), we schematically depict the embedding diagram in Fig. 2. We see that wormhole structure with black hole horizons appears around an inflating core. Because the inflating core becomes causally disconnected from the outer universe, such an isolated region is called a “child universe”. The production of child universes were originally discussed by Sato, Sasaki, Kodama, and Maeda (SSKM) [10] in the context of the original inflationary model associated with a first-order phase transition [11]. In monopole inflation, similar spacetime structure appears with a simpler potential (as in Fig. 4) and with natural initial conditions.

In order to see the causal structure of the inflating monopole more closely, we also plot ingoing and outgoing null geodesics in Fig. 1(b). The similar diagram for a inflating global monopole was presented by Cho and Vilenkin [12]. An important feature for the magnetic monopole as well as the global monopole is that the boundary moves *inward* in terms of the coordinate r and, moreover, it eventually becomes *spacelike*.

To understand the global structure more clearly, we draw an approximate diagram in Fig. 3, where the core region is approximated to be de Sitter spacetime and the outside to be Reissner-Nordström. Taking account of the trajectories of the monopole boundaries and the horizon structure, the only possible diagram is given by Fig. 3. For SSKM’s model of child universe, Blau *et al.* studied the details of the boundary motion and the causal structure under the thin-wall approximation [13]. Figure 3 is quite similar to that for their Type E solution, which can be reasonably understood.

On the other hand, Fig. 3 is quite different from Fig. 4 of Borde, Trodden, and Vachaspati [5] or Fig. 3 of Vachaspati and Trodden [7]. Their diagrams were not based on any analytic nor numerical solution, and the above-mentioned feature was completely missed. Instead they claimed that the horizon argument in Paper I was incorrect for the following reason [5]. *k_\pm^μ in Eq.(2) is not the tangent vector associated with affinely parameterized radial null geodesics, and so its expansion $\Theta \equiv k_{;\mu}^\mu$ cannot be used to find trapped and anti-trapped surfaces.*

The above statement is, however, untrue for the following reason. Their misunderstanding stemmed from different definitions of the expansion Θ . If we adopted the definition

$\Theta_{\text{BTV}} \equiv k_{;\mu}^{\mu} = k_{;t}^t + k_{;r}^r + k_{;\theta}^{\theta} + k_{;\varphi}^{\varphi}$, the null vector k_{\pm}^{μ} should be chosen so as to satisfy the geodesic equation. However, it is different from our expression (3), $\Theta = k_{;\theta}^{\theta} + k_{;\varphi}^{\varphi}$. With this expression, it is irrelevant whether k_{\pm}^{μ} is a solution of null geodesic equations or not, as we explain as follows. The outgoing (+) or ingoing (−) null vector associated radial null geodesics is generally expressed as $k_{\pm}^{\mu} = f(1, \pm A^{-1}, 0, 0)$, where f is the positive function which is determined by the null geodesic equations. One can easily check Θ_{\pm} is simply changed into $f\Theta_{\pm}$ as $k_{\pm}^{\mu} \rightarrow fk_{\pm}^{\mu}$. That is, the sign of Θ can be determined without solving null geodesic equations, as long as one chooses the signs for vector components appropriately. Thus their criticism for Paper I is falsified.

Finally, we extend discussions to general nature of inflationary spacetimes. What we have shown is that the boundary of an inflating monopole always goes inward and is spacelike. We should notice here that this behavior is not a special feature of monopole inflation but a general nature of any slow-roll inflation. This point is understood as follows. Consider the Higgs potential $V(\Phi)$ as shown in Fig. 4. Once inflation begins, any observer in the inflationary phase sees that the field rolls down and finally reheating occurs at $\Phi \cong \eta$. It is improbable for any observer to see that the field climbs the potential up from $\Phi \cong \eta$ to $\Phi \cong 0$, i.e., to enter the inflationary region from the outside. This discussion does not depend on whether the inflating region is a topological defect or not. Therefore, although one may intuitively draw a diagram like Fig. 5(a), or Fig. 2 of Vachaspati and Trodden [7], it is incorrect. The correct behavior is schematically described by Fig. 5(b).

The argument just mentioned, however, does not mean necessarily that the conclusion in Ref. [7] is wrong. Still, it is worth arguing further for a different reason as follows. The main conclusion was that inflation occurs only if the scale of an initial homogeneous region x_{hom} is larger than the Hubble horizon of a pre-inflationary universe H_{FRW}^{-1} , i.e., $x_{\text{hom}} \geq H_{FRW}^{-1}$, which is a consequence of two inequalities: $H_{\text{inf}}^{-1} \geq H_{FRW}^{-1}$ and $x_{\text{hom}} \geq H_{\text{inf}}^{-1}$, where H_{inf}^{-1} is the inflationary horizon. Although they gave a mathematical proof of the first inequality $H_{\text{inf}}^{-1} \geq H_{FRW}^{-1}$, the second inequality $x_{\text{hom}} \geq H_{\text{inf}}^{-1}$, which is more essential than the first, was not justified at all. Therefore, their argument was incomplete. Actually, there is a counterexample for their conjecture: in Type C solution of Blau *et al.* [13], the region which is smaller than the horizon eventually becomes an inflationary universe.

ACKNOWLEDGMENTS

The numerical computations of this work were carried out at the Yukawa Institute Computer Facility. N.S. and T.H. were supported by JSPS Research Fellowships for Young Scientists, No. 9702603 and No. 9809204.

REFERENCES

- [1] For a review of spacetime solutions with non-Abelian fields, see, e.g., M.S. Volkov and D.V. Gal'tsov, preprint hep-th/9810070.
- [2] M.E. Ortiz, Phys. Rev. D **45**, R2586 (1992); K. Lee, V.P. Nair, and E.J. Weinberg, *ibid.* **45**, 2751 (1992); T. Tachizawa, K. Maeda, and T. Torii, *ibid.* **51**, 4054 (1995); P. Breitenlohner, P. Forgács, and D. Maison, Nucl. Phys. **B383**, 357 (1992); *ibid.* **B442**, 126 (1995).
- [3] A. Linde, Phys. Lett. B **327**, 208 (1994); A. Vilenkin, Phys. Rev. Lett. **72**, 3137 (1994).
- [4] N. Sakai, Phys. Rev. D **54** 1548 (1996).
- [5] A. Borde, M. Trodden, and T. Vachaspati, Phys. Rev. D **59**, 43513 (1998).
- [6] J. Ellis, N. Kaloper, K.A. Olive, and J. Yokoyama, Phys. Rev. D **59**, 103503 (1999); Izawa K.-I., M. Kawasaki, and T. Yanagida, Prog. Theor. Phys. **101**, 1129 (1999); N. Sakai and J. Yokoyama, Phys. Lett. B **456**, 113 (1999).
- [7] T. Vachaspati and M. Trodden, preprint gr-qc/9811037.
- [8] N. Sakai, H. Shinkai, T. Tachizawa, and K. Maeda, Phys. Rev. D **53**, 655 (1996).
- [9] T. Nakamura, K. Oohara, and Y. Kojima, Prog. Theor. Phys. Suppl. **90**, 1 (1987).
- [10] K. Sato, M. Sasaki, H. Kodama, and K. Maeda, Prog. Theor. Phys. **65**, 1443 (1981); H. Kodama, M. Sasaki, K. Sato, and K. Maeda, *ibid.* **66**, 2052 (1981); H. Kodama, M. Sasaki, and K. Sato, *ibid.* **68**, 1979 (1981); K. Maeda, K. Sato, M. Sasaki, and H. Kodama, Phys. Lett. **108B**, 98 (1982). K. Sato, H. Kodama, M. Sasaki, and K. Maeda, *ibid.* **108B**, 103 (1982).
- [11] K. Sato, Mon. Not. Roy. Astron. Soc. **195**, 467 (1981); Phys. Lett. **99B**, 66 (1981); A.H. Guth, Phys. Rev. D **23**, 347 (1981).
- [12] I. Cho and A. Vilenkin, Phys. Rev. D **56**, 7621 (1997).
- [13] S. Blau, E. Guendelman, and A. Guth, Phys. Rev. D **35**, 1747 (1987).

FIGURES

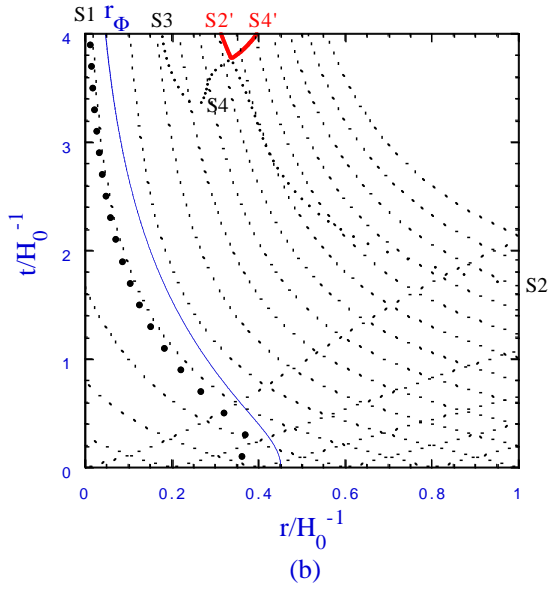
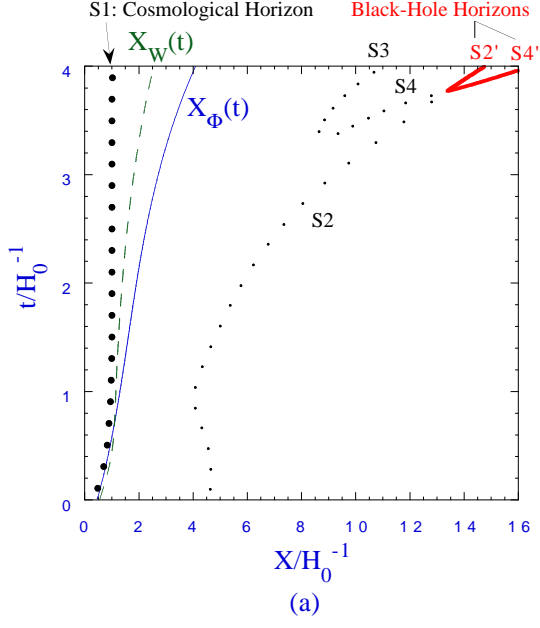


FIG. 1. A solution of an inflating magnetic monopole. (a) is the reproduction of Fig. 4(a) of Paper I: we plot the trajectories of monopole boundaries and of apparent horizons in terms of the proper distance from the center, X ; dotted lines denote apparent horizons; we normalize time and length by the horizon scale defined as $H_0^{-1} \equiv [8\pi V(0)/3m_{\text{Pl}}^2]^{-1/2}$. In (b) we plot ingoing and outgoing null geodesics (dotted lines) besides the above-mentioned trajectories in a $t-r$ diagram; the boundary moves *inward* and eventually becomes *spacelike*.

FIG. 2. Schematic embedding diagram of the solution in Fig. 1.

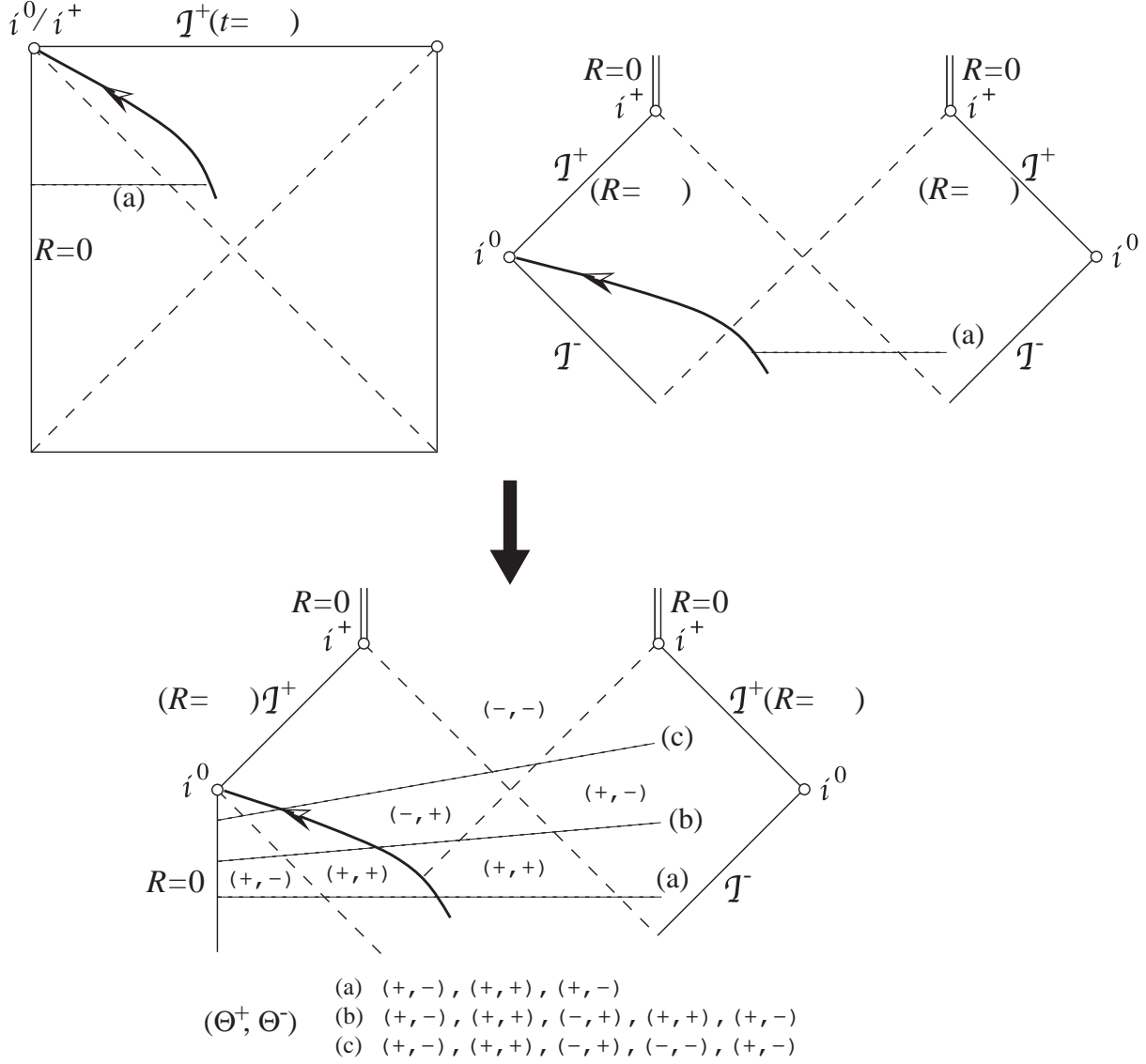


FIG. 3. Possible conformal diagram for the spacetime of an inflating magnetic monopole. The core region is approximated to be de Sitter spacetime and the outside to be Reissner-Nordström. The upper figure shows how the monopole boundary is embedded in each spacetime separately, and the lower figure shows a complete spacetime. \mathcal{I}^+ and \mathcal{I}^- represent future and past null infinity, i^+ represents future timelike infinity, and i^0 represents spacelike infinity. Long-dashed lines denote event horizons, which are identified with apparent horizons in de Sitter or Reissner-Nordström spacetime. Short-dashed lines (a), (b), and (c) denote time-slices, which correspond to the embedding diagrams (a), (b), and (c) of Fig. 2, respectively. We also write down the signs of the expansion Θ explicitly. The structure of apparent horizons, which is determined by the sings of Θ^\pm , completely agrees with that in Fig. 2.

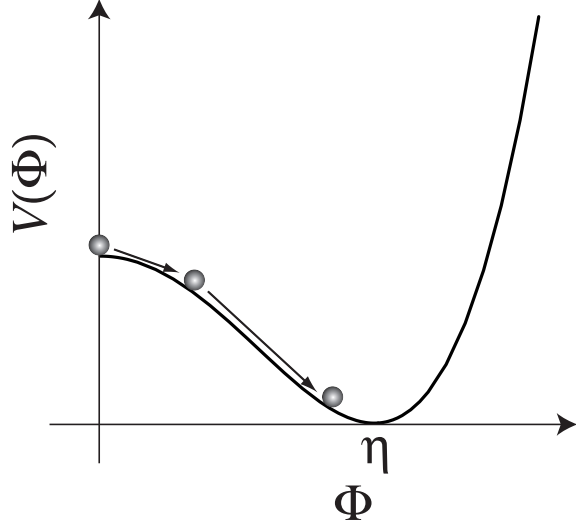


FIG. 4. Higgs potential which induces inflation. Any observer in the inflationary phase sees that the field rolls down from $\Phi \cong 0$ to $\Phi \cong \eta$.

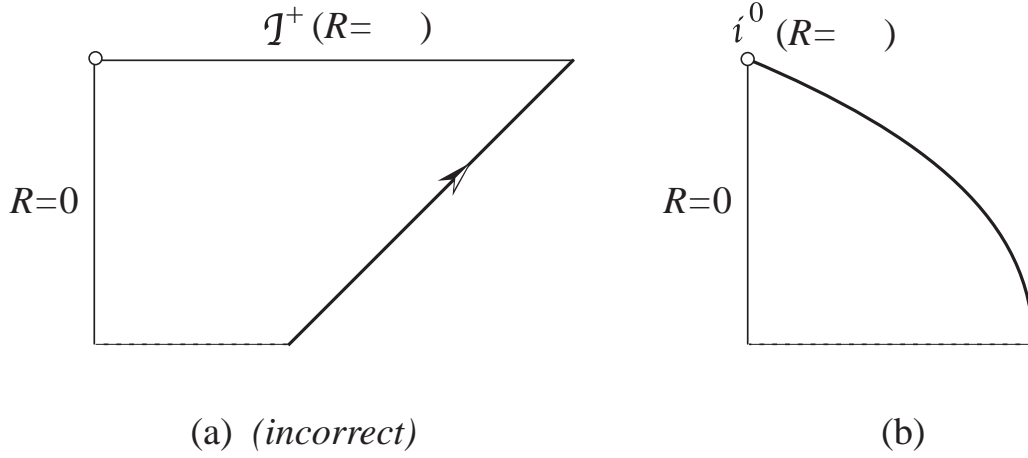


FIG. 5. Schematic conformal diagram for general inflationary spacetimes. A short-dashed line denotes an initial hypersurface. Because an inflationary boundary moves inward and becomes spacelike, it is described by not (a) but (b).

