

Matter flows around black holes and gravitational radiation

Philippos Papadopoulos and José A. Font
*Max-Planck-Institut für Gravitationsphysik
Albert Einstein Institut
Schlaatzweg 1, D-14473, Potsdam, Germany
(September 12, 2021)*

We develop and calibrate a new method for estimating the gravitational radiation emitted by complex motions of matter sources in the vicinity of black holes. We compute numerically the linearized curvature perturbations induced by matter fields evolving in fixed black hole backgrounds, whose evolution we obtain using the equations of relativistic hydrodynamics. The current implementation of the proposal concerns non-rotating holes and axisymmetric hydrodynamical motions. As first applications we study i) *dust shells* falling onto the black hole *isotropically* from finite distance, ii) initially spherical layers of material falling onto a *moving* black hole, and iii) *anisotropic* collapse of shells. We focus on the dependence of the total gravitational wave energy emission on the flow parameters, in particular shell thickness, velocity and degree of anisotropy. The gradual excitation of the black hole quasi-normal mode frequency by sufficiently compact shells is demonstrated and discussed. A new prescription for generating physically reasonable initial data is discussed, along with a range of technical issues relevant to numerical relativity.

04.25.Dm,04.30.Db,98.62.Mw

I. INTRODUCTION

The numerical investigation of relativistic gravity is considered an important complement to both the analytic studies of strong field phenomena, and the experimental efforts anticipated to probe such astrophysical regions. With the exception of the vacuum two-body problem (i.e., the coalescence of two black holes), all realistic sources of gravitational radiation involve matter. The joint integration of the equations of motion for matter and geometry was, hence, in the minds of theorists from the very beginning of numerical relativity (e.g., see recollections in [1]). Still, the effort focused from early-on on vacuum spacetimes, since those clearly captured, and still do, the least understood part of the equation. Today the struggle with the perplexities of the “many fingered time” in relativity may be gradually turning in favor of the numerical relativists, at least for certain classes of spacetimes (e.g., see recent work in [2–4]).

In the meantime, largely motivated by observational data on (special) relativistic astrophysical phenomena, the numerical investigation of the relativistic equations of hydrodynamics has made significant progress. The traditional approach to the numerical integration of the hydrodynamical equations started with Wilson’s pioneering work [5], where the equations were written as a set of advection equations. Wilson’s scheme used a combination of upwind finite-difference and artificial viscosity techniques to damp spurious oscillations. Despite its non-conservative character, this approach has been widely (and successfully) used over the years. Recently, though, high resolution shock-capturing numerical schemes (HRSC) have emerged as a solid alternative, which accurately resolves ultra-relativistic flows. On the theoretical side this progress was largely based on the skillful exploitation of the hyperbolicity of the system. On the practical side, the enormous body of work on numerical non-relativistic hydrodynamics provided a multitude of working algorithmic techniques, which were successfully transcribed to the relativistic case (for a review of the current status of the field see [6,7]). Clearly, handling the matter degrees of freedom numerically is an increasingly mature subject, which will in turn help explore large classes of interesting spacetimes.

In this paper we start a line of investigation where we will be exploring two and three-dimensional relativistic hydrodynamics around black holes, coupled to *approximate* versions of the equations governing the black hole space-time geometry. The aim is to produce simple and robust numerical probes of the gravitational emission of complex hydrodynamic motions in the vicinity of black holes. Current and near-future advances in space-borne high-energy instrumentation, e.g., the Rossi X-Ray Timing Explorer (RXTE) bring the strong field regions near black holes in increased focus. At the same time, some of the most ubiquitous sources of gravitational radiation, anticipated to be detected by the Laser Interferometric Gravitational Observatory (LIGO), are expected to be binary systems in which a black hole is either present initially, or forms during the merger. The description of the violent merger phase is at present understood rather poorly. The combination of theoretical computations with observational output will offer, potentially, some thrilling insights into the relativistic regime. To this end, we propose to use special versions of black hole perturbation theory, in tandem with full hydrodynamical simulations, in order to estimate the gravitational wave

signal from a range of systems. The approach attempts (in effect) to eliminate the need to reproduce and maintain numerically the underlying black hole spacetime, complementing the on-going efforts for a complete (non-linear) evolution.

In recent research, *vacuum* black hole perturbations were integrated numerically as 2+1 initial value problems [8,9]. This work followed the propagation of generic vacuum initial data through the burst, quasi-normal ringing and power-law tail phases of the dynamics, confirming anticipated behavior, even for delicate effects like super-radiance [10]. The concept of numerical integration of linearized black hole perturbations is carried with the proposal presented here one step further, by the inclusion of source terms generated by extended objects, in particular from fluid material.

Materializing the general proposal, we implement, test and use a restricted subset, which still covers new ground. More precisely, the hydrodynamical code is restricted to axisymmetry. The fluid configurations we study are pressureless gas (dust), albeit evolved with the full hydrodynamical code. The black hole perturbations concern a non-rotating hole. We finally focus on the quadrupole part of the radiation. All of the above restrictions can be lifted with straightforward extensions of the numerical algorithms.

The organization of the paper is as follows: in Sec. II we lay out the physical assumptions that underlie our model. Next, in Sec. III we compile the mathematical framework that captures those assumptions. The equations of general relativistic hydrodynamics, are briefly reviewed here. We describe perturbation equations with extended sources, in particular hydrodynamical, perfect fluid, sources. Specializing the discussion, the inhomogeneous Bardeen-Press equation for perfect fluid matter fields is analyzed. Two issues pertaining to the selection of initial data are discussed here, first, an approach to minimizing initial radiation content, second, practical strategies for avoiding ambiguities. Section IV gives a brief description of the numerical methodology employed for the solution of the hydrodynamical equations and the inhomogeneous Bardeen-Press equation. The calibration of the present code is described next. The discussion of the results (Sec. V) begins with a detailed presentation of a typical computation. We then present axisymmetric dust computations in a variety of parametric surveys. The conclusions of this work and a discussion of technical issues that were raised during this investigation are to be found in Sec. VI. The section, and the paper, close with an outline of future directions.

II. THE PHYSICAL MODEL

The rapid accretion of large lumps of matter onto a black hole emerges as a fairly generic phenomenon (or at least picture) in astrophysics. It occurs when the collapse of a massive star gives birth to a central black hole, as chunks of stellar material are being swallowed, while others, prevented by angular momentum, are left orbiting and form a long lived torus. Wholesale accretion may also be the end act in a black-hole neutron-star merger, where the neutron star might be swallowed whole, or might first disrupt and then accrete in pieces. Or, just the same, in a binary neutron star merger, where the final configuration is too massive to support itself against collapse and forms a hole surrounded by neutron star matter.

We outline here the idealizations we adopt in order to get a handle on those intriguing astrophysical events. Those assumptions are fairly standard in certain fields, but our numerical approach will be clarified with a recap of the main points. In our treatment of accreting systems we take an exact black hole (vacuum) background spacetime as the stage on which the accretion play unfolds. The dynamics of an idealized fluid is then explored using the zeroth order geometry defined by this spacetime. The stress-energy of the moving fluid generates variable distortions of the spacetime, which sufficiently far from the black hole (and the matter source) are interpreted as gravitational waves. The core assumption is then that the mass μ , of the accreting fluid, is much smaller than the black hole mass M , i.e., $\mu \ll M$.

To first order in μ , the matter flow generates metric distortions which feedback as geometric gravitational forces acting on the matter. Two of the most important such feedback mechanisms are the *self-gravity* of the fluid, and *radiation reaction* effects. We will neglect in the current programme both mechanisms, by ignoring the first order metric corrections to the fluid equations of motion. The first approximation (i.e., no self-gravity) would be valid for motions at a radius R close to the black hole, where tidal forces dominate the fluid self-gravity. Assuming a characteristic fluid size r , the radius at which this happens is given approximately by $R \approx r(M/\mu)^{1/3}$. The second approximation (i.e., no radiation reaction) would be valid for sufficiently short intervals of time and weak emission of waves. None of those approximations is strictly true in most scenarios of astrophysical interest. Hence we adopt them with the understanding that any new results pertaining to realistic systems are subject to scrutiny with respect to their actual applicability. Still, it has been a remarkable recent success story, to illustrate the robustness of black hole perturbation theory as a quantitative analysis tool [11,12].

The remaining dominant effects then, governing the fluid motion in our approximation, are the zeroth-order accelerations and inertial forces encoded in our choice of a static background spacetime, and, additionally the *pressure*

gradients inside the extended object. Neglecting the pressure gradients is also a common assumption in the literature, which then leads to the “cloud of dust particles” picture and motion along geodesics. Indeed, neither internal stresses nor inertial forces will compete successfully against gravity in an *advanced stage of accretion*, deep inside the potential well. In the earlier stages, though, pressure gradients and their interplay with zeroth-order effects may play an important role. This is certainly the case for configurations that are in rotating equilibrium, as for example in the structure of fluid tori orbiting around black holes. The large number of idealizations we adopted till this point suggests that a simple description of the fluid thermodynamics would be sufficient for our purposes. Indeed, the generally fast timescale of the collapse reduces our concerns about radiative or dissipative processes. Hence we will work within the framework of perfect fluids, and for the most part we will be using in our investigations standard polytropic equations of state, even though in the applications considered in this paper we actually assume zero pressure.

We are still left with important sources of complexity. Whereas the integration of linear equations with potentials can be handled in certain cases entirely within analytic techniques [13], the source terms from realistic extended objects involve steps that appear to be intractable analytically: i) The time evolution of matter fields is generally non-linear, with the exception of certain classes of fundamental fields (e.g., scalar and electromagnetic fields). Simple initial data for fluids may develop rapidly into solutions with highly non-linear features (e.g., shock formation in supernova collapse). ii) The stress-energy tensor is non-linear in the matter fields. iii) The source term generating curvature waves depends on rather intricate additions and differentiations of the stress-energy tensor. This reflects the dependence of gravitational radiation on higher order moments of the stress-energy. After the $T_{\mu\nu}$ buildup is complete, those linear operations “separate the wheat from the chaff”.

Radial flows, i.e., flows with purely radial velocity fields, are a natural subset of the bewildering variety of general flows. Their relative simplicity will provide us here with a testing ground for our algorithms and a starting point towards more general cases. In the case of dust matter, we may further decompose radial motions into *isotropic radial flows*, where the pattern of fluid velocity does not have any angular dependence (hence all emission comes from the accelerated motion of some angularly structured density), and *anisotropic radial flows* in which the velocity field is direction dependent. Finite-sized collections of dust, shaped in the form of stars or shells, falling onto the black hole isotropically, have been studied quite extensively [14–19]. These studies brought to the foreground the fact that for a fixed amount of infalling mass the gravitational radiation efficiency is reduced compared to the point particle limit. In fact, those studies indicate that the energy emitted by infalling dust will never exceed that of a particle with the same mass [16,19]. The reduction is, intuitively, due to cancellations of the emission from distinct parts of the extended object. It appears that the study of increasingly realistic *extended* objects is crucial for an accurate assessment of the waveform of the generated waves in the late stages of a binary merger.

Within the assumptions mentioned, and the methodological restriction to radial dust flows, our selection of initial conditions attempts to cover the range of qualitatively different possibilities. We focus on highly resolved radial structures and attempt to keep the angular dependence to the minimal necessary. We anticipate that this trend should be reversed in configurations with angular momentum.

III. ANALYTIC FRAMEWORK

A. Perfect fluid hydrodynamics in background black hole spacetimes

The motion of matter fields in a general curved spacetime is governed by the local conservation laws of baryon number and energy-momentum

$$\nabla_{\mu} J^{\mu} = 0, \quad \nabla_{\mu} T^{\mu\nu} = 0, \quad (1)$$

where $J^{\mu} = \rho u^{\mu}$ is the density current, $T^{\mu\nu} = \rho h u^{\mu} u^{\nu} + p g^{\mu\nu}$ is the stress-energy tensor for a perfect fluid and ∇_{μ} is the covariant derivative associated with the background metric $g_{\mu\nu}$. In those expressions all quantities have their usual meaning, that is, ρ is the rest-mass fluid density, h is the specific enthalpy, defined as $h = 1 + \epsilon + p/\rho$, ϵ is the specific internal energy, p is the pressure and u^{μ} is the fluid 4-velocity. The system of equations must be closed with an appropriate equation of state, $p = p(\rho, \epsilon)$. Greek (Latin) indices run from 0 to 3 (1 to 3) and we use natural units ($G = c = 1$) throughout.

By choosing an appropriate set of variables, the equations of general relativistic hydrodynamics are written as a hyperbolic system of balance laws. In [6] this is done by defining quantities which are directly measured by Eulerian observers, i.e., the rest-mass density $D = \rho W$, the momentum density in the j -direction $S_j = \rho h W^2 v_j$ and the total energy density $E = \rho h W^2 - p$. In these expressions W stands for the Lorentz factor, which satisfies $W = (1 - v^2)^{-1/2}$ with $v^2 = \gamma_{ij} v^i v^j$, where v^i is the 3-velocity of the fluid, defined as $v^i = u^i/W + \beta^i/\alpha$, where α and β^i are the

spacetime lapse function and shift vector, respectively, and γ_{ij} are the spatial components of the spacetime metric where the fluid evolves:

$$ds^2 = -(\alpha^2 - \beta_i\beta^i)dt^2 + 2\beta_idx^i dt + \gamma_{ij}dx^i dx^j. \quad (2)$$

For a generic spacetime the system of equations we solve reads

$$\frac{1}{\sqrt{-g}} \left(\frac{\partial\sqrt{\gamma}\mathbf{U}(\mathbf{w})}{\partial t} + \frac{\partial\sqrt{-g}\mathbf{F}^i(\mathbf{w})}{\partial x^i} \right) = \mathbf{S}(\mathbf{w}), \quad (3)$$

where $g \equiv \det(g_{\mu\nu})$ is such that

$$\sqrt{-g} = \alpha\sqrt{\gamma}, \quad \gamma \equiv \det(\gamma_{ij}),$$

and *det* stands for the determinant of the corresponding matrix. In this work we use the standard form of the black hole metric in Boyer-Lindquist coordinates (t, r, θ, ϕ) , so the above expressions are specialized accordingly.

In Eq. (3) the state vector of *primitive* variables is defined as $\mathbf{w} = (\rho, v_i, \varepsilon)$ and the vector of *evolved* variables is $\mathbf{U}(\mathbf{w}) = (D, S_j, \tau)$, with $\tau \equiv E - D$, that is the total energy density subtracting the rest-mass density. In addition, the *fluxes* are

$$\mathbf{F}^i(\mathbf{w}) = \left(D \left(v^i - \frac{\beta^i}{\alpha} \right), S_j \left(v^i - \frac{\beta^i}{\alpha} \right) + p\delta_j^i, \tau \left(v^i - \frac{\beta^i}{\alpha} \right) + pv^i \right), \quad (4)$$

and, finally, the corresponding source terms $\mathbf{S}(\mathbf{w})$ are given by

$$\mathbf{S}(\mathbf{w}) = \left(0, T^{\mu\nu} \left(\frac{\partial g_{\nu j}}{\partial x^\mu} - \Gamma_{\nu\mu}^\delta g_{\delta j} \right), \alpha \left(T^{\mu t} \frac{\partial \ln \alpha}{\partial x^\mu} - T^{\mu\nu} \Gamma_{\nu\mu}^t \right) \right), \quad (5)$$

where $\Gamma_{\nu\mu}^\delta$ are the 4-dimensional Christoffel symbols.

The physical boundary conditions we impose on the hydrodynamic quantities depend largely on the scenario under study. In all cases considered in this work we adopt ingoing radial boundary conditions (towards the hole), both at the horizon and at the outermost zone. The former condition (at the horizon) is strictly valid as the fluid accretes onto the black hole supersonically. The latter condition (outer boundary) implies a continuous inflow of very *low density* matter through the outer boundary of the domain. In the angular direction, axisymmetry considerations prescribe the appropriate conditions at the poles ($\theta = 0$ and π).

B. Curvature perturbations by hydrodynamical sources

A direct integration of a perturbative system of the Einstein equations has to follow closely, methodologically, the corresponding non-linear approaches, and actually carries a similar computational load, along with gauge and boundary problems. We choose instead to base our approximation of the black hole geometry on the highly developed theory of curvature perturbations (the subject is comprehensively exposed in the monumental book of Chandrasekhar [20]). This formalism is teeming with positive features: the evolved quantities are invariant under infinitesimal coordinate and tetrad transformations [21], all possible types of perturbations are neatly captured in the real and imaginary parts of the Weyl tensor scalar, and rotating black holes are covered by simple extensions of the non-rotating case. Last, but not least, the formalism leads quite naturally to partial differential equations defined in the time domain.

The dynamics of the Weyl spinor Ψ_{ABCD} is given generally [22] by

$$\nabla_{B'}^A \Psi_{ABCD} = 4\pi \nabla_{(B}^A (T_{CD)A'B'}, \quad (6)$$

which shows that spacetime derivatives of the stress-energy tensor $T_{\mu\nu}$ act as sources to the tidal field Ψ . Those evolution equations for the Ψ components are valid for any spacetime satisfying the Einstein equations, and reflecting their origin in the Bianchi identities, are “already linearized” in the dependent quantities. Their structure is similar to the propagation equations for fields of other spin, most notably the Maxwell field. The important difference is that the metric, implicit in the connection $\nabla_{B'}^A$, is here part of the theory and must be propagated forward, along with a host of other variables in order to close the system of equations.

The concept of evolving the curvature components becomes radically simpler in the framework of the Newman-Penrose formalism, when applied to black hole perturbations [20,21]. For a general class of exact solutions, the

equations for the *perturbed* Weyl tensor components ($\delta\Psi$) decouple, and when written in the frequency domain even separate [23,24]. Here we will use the limiting case for non-rotating black holes, i.e., the inhomogeneous Bardeen-Press (BP) equation [25]. We adopt the standard form of the equation, i.e., Boyer-Lindquist coordinates and the Kinnersley null tetrad ($l^\mu, n^\mu, m^\mu, \bar{m}^\mu$). We consider solely the spin -2 field, which encodes, at large r , the outgoing radiation. For brevity we use the operators

$$L_+ = \frac{\partial}{\partial t} + \frac{\partial}{\partial r_*}, \quad (7)$$

$$L_- = \frac{\partial}{\partial t} - \frac{\partial}{\partial r_*}, \quad (8)$$

$$\bar{\delta} = -\frac{\partial}{\partial \theta} + s \cot \theta - \frac{i}{\sin \theta} \frac{\partial}{\partial \phi}, \quad (9)$$

$$\delta = -\frac{\partial}{\partial \theta} - s \cot \theta + \frac{i}{\sin \theta} \frac{\partial}{\partial \phi}, \quad (10)$$

where $\bar{\delta}, \delta$ are the standard eth and eth-bar operators (see e.g., [22,26]) and s is the *spin-weight* of the field acted upon by the angular operators. We use the tortoise coordinate r_* , defined by $dr_* = (r^2/\Delta)dr$, where Δ is the *horizon function* $\Delta = r^2 - 2Mr$ with M being the mass of the black hole. We use as dependent variable the complex field Y , related to the Weyl tensor tetrad component $\Psi_4 = -C_{\mu\nu\rho\sigma}n^\mu\bar{m}^\nu n^\rho\bar{m}^\sigma$ by $Y = r\Psi_4$. With those choices, the BP equation reads

$$\square Y = 8\pi \frac{\Delta}{r} T_4, \quad (11)$$

where the “wave” operator expands as

$$\square = L_- L_+ - \frac{4(r-3M)}{r^2} L_+ + \frac{6M\Delta}{r^5} - \frac{\Delta}{r^4} \bar{\delta} \delta. \quad (12)$$

The source term of equation (11), transcribed from [24] in our notation, is

$$\begin{aligned} T_4 = & -\frac{1}{2r^2} \bar{\delta} \delta T_{nn} - \frac{1}{4} L_-^2 T_{\bar{m}\bar{m}} - \frac{\Delta^2}{r^6} T_{\bar{m}\bar{m}} \\ & + \frac{3r-5M}{2r^2} L_- T_{\bar{m}\bar{m}} + \frac{3r-8M}{2\sqrt{2}r^3} \bar{\delta} T_{n\bar{m}} - \frac{1}{\sqrt{2}r} L_- \bar{\delta} T_{n\bar{m}}, \end{aligned} \quad (13)$$

where $T_{\hat{a}\hat{b}}$ are the contractions of the stress-energy tensor with the null-tetrad.

The analytical problem should be clear at this point: given initial data Y, \dot{Y} on an initial spacelike hypersurface t_0 , and a spacetime function $T_4(x^\mu)$, compute the value of Y to the future of t_0 . We further assume that T_4 has compact support and we are interested, in particular, in the “time signal” $Y(t, r_o)$, where r_o is some remote observer location. The limit case where the source is non-zero only along a timelike trajectory has been studied extensively with semi-analytic methods, mostly in connection with estimates of inspiraling compact binary waveforms (see e.g., [27,28]).

The higher derivatives of metric quantities involved in the curvature approach to perturbations limit the amount of geometric information that can be readily extracted in time-domain integrations of the decoupled equations. Assuming the components of the Weyl curvature tensor have been reconstructed, the complete *metric information* is in principle extractable [20] but in practice may be cumbersome to compute, especially in the rotating black hole case. This is, of course, not a problem at infinity, where the gravitational wave signal is to be extracted.

The asymptotic behavior of the field Y along ingoing and outgoing null directions is important for numerical purposes, as it reflects the radial behavior of generic solutions starting with data of compact support. The asymptotics of outward propagating solutions to the *homogeneous* equation are given by

$$\lim_{r^* \rightarrow +\infty} Y \sim 1, \quad \lim_{r^* \rightarrow -\infty} Y \sim 1, \quad (14)$$

while inward propagating solutions behave as

$$\lim_{r^* \rightarrow +\infty} Y \sim r^2, \quad \lim_{r^* \rightarrow -\infty} Y \sim \Delta^2. \quad (15)$$

The exponential radial decay (in r_*) of inward propagating solutions near the horizon implies $Y = 0$ there. In practice, assuming pure ingoing waves, ($L_- Y = 0$), at a finite but very small distance from the horizon works well.

The asymptotic dependence is not as favorable in the outer boundary (this issue is discussed further in Sec. VI). In practice we consider *only* the domain of dependence of the initial data. In two-dimensional simulations the symmetry axis is handled with simple regularity conditions.

The analytic formulation of the evolution equation for the $s = 2$ component of the Weyl tensor is entirely analogous to the $s = -2$ case and it would appear that similar algorithms would be effective. Nevertheless, the limiting behavior of this fields near the horizon leads to numerical problems [9] (already present in radial integrations in the frequency domain [29]).

The contractions of the perfect fluid stress-energy tensor with the null tetrad read $T_{nn} = \rho h u_n^2$, $T_{n\bar{m}} = \rho h u_n \bar{u}$ and $T_{\bar{m}\bar{m}} = \rho h \bar{u}^2$, where we introduced the spin-weighted functions $u_n = u^\mu n_\mu$, $u = u^\mu m_\mu$ and $\bar{u} = u^\mu \bar{m}_\mu$ with spin-weight $0, 1, -1$ respectively. Some interesting simplifications that have emerged from the use of the Newman-Penrose formalism are notable here. The entire physical content of the flow, to the extent that it affects Ψ_4 , is captured by the four scalar functions $(\hat{\rho}, u_n, u)$ (u is complex), where $\hat{\rho} = \rho h$.

We single out the sub-case $u_n \neq 0, u = 0$, which corresponds to *purely radial motion*. For such motions only the T_{nn} term in Eq. (14) remains. It is worth noting that the other extreme geometry, of *purely rotational motion*, as is for example approximately the case in a neutron-star black-hole binary, does not zero-out the T_{nn} term, as T_{nn} is bounded below by the rest mass density. In such rapidly rotating material the emission will be governed by the combined effect of the time variability in the angular structure of T_{nn} and the strong fluid currents encoded in $T_{\bar{m}\bar{m}}$.

In the case of purely radial motion, we have the further subdivision according to whether the radial velocity ($v = \sqrt{\gamma_{ij} v^i v^j}$) is isotropic or not, i.e., whether $\bar{\partial}v = 0$. In the general (anisotropic) case the radial motion source term expands as

$$\bar{\partial}\bar{\partial}T_{nn} = \bar{\partial}\bar{\partial}\hat{\rho}u_n^2 + 4u_n\bar{\partial}\hat{\rho}\bar{\partial}u_n + 2u_n\hat{\rho}\bar{\partial}\bar{\partial}u_n + 2\hat{\rho}\bar{\partial}u_n\bar{\partial}u_n. \quad (16)$$

The contributions to the source term can now be analyzed with respect to their angular geometry. In the isotropic case all wave emission is induced by the angular profile of the density ($\bar{\partial}\bar{\partial}\hat{\rho}$), although its intensity will also depend on the magnitude of the radial velocity (the u_n^2 factor). It is easily seen that in this case, the source separates completely, and different multipoles of the density directly excite the different multipoles of radiation. This can be shown explicitly by e.g., raising the spin of the equation twice and then expanding the function $R = \bar{\partial}\bar{\partial}Y$ in spherical harmonics to reach the form

$$\square_l R_{lm} = 8\pi \frac{\Delta}{r} u_n^2 [l(l-1)(l+1)(l+2)] \hat{\rho}_{lm}, \quad (17)$$

where

$$\square_l = L_- L_+ - \frac{4(r-3M)}{r^2} L_+ + \frac{6M\Delta}{r^5} - \frac{\Delta}{r^4} l(l+1). \quad (18)$$

Assuming angular dependence for the radial velocity generates angular dependence for u_n and hence activates all terms in Eq. (16). For example, a spherically symmetric shell would still generate a non-zero source term if the radial velocity of the fluid had at least a dipole component. Expanding the expression of the fourth term in Eq. (16) in spin-weighted harmonics shows that this combination produces a spin (-2) quadrupole. Similarly, a dipole density distribution is seen to couple with a dipole moment in the velocity to produce an additional lowest order contribution to the quadrupole emission. This interesting non-linear complication, introduced by anisotropy, does not appear to have been analyzed so far in studies of matter collapse onto black holes. The effect of such leading order anisotropies (i.e., dipole) will be probed in section V. One final comment on the structure of the source term for fluids, in particular radial flows, concerns the types of perturbations excited by the sources. We see that radial motions in axisymmetry generate only real perturbations, the imaginary part of the field being associated with non-axisymmetric patterns of density/radial velocity.

C. Initial data for the perturbation fields

We outline here our procedure for selecting initial data for the perturbation fields. The issue can be of outmost relevance for numerical investigations, as spurious behavior may completely mask the sought-after signal. It will be demonstrated in Sec. V that our concrete computations are performed in a way that bypasses the issue. Here we summarize and discuss the evidence we accumulated in the process of dealing with this issue.

Although Ψ_4 is typically associated with propagating gravitational radiation, it is generally non-zero and non-propagating in regions occupied by matter. For example, in equilibrium matter configurations around black holes,

which are possible with support from angular momentum, say in the form of tori, the BP equation admits also *static* solutions. Physically, those solutions represent the first order deviation of the curvature of the equilibrium system from that of the underlying vacuum spacetime. Clearly, in this case, the initial data selection procedure should accommodate for this static, “Coulombic”, part of Ψ_4 . In this paper we focus exclusively on purely radial motions with zero angular momentum. Here, there can be no true static solutions. Still, the initial distribution of density should be complemented physically with a non-zero curvature, which, without being static, should only change appreciably in timescales associated with those of the flow (which we can arrange initially to be very slow). Prescribing values for the initial curvature Y, \dot{Y} , once an initial distribution of T_4 is given, such that there is no “unseemly” initial burst of radiation, constitutes the problem of specifying “physical” initial data.

We investigate the possibility of utilizing the concept of an “approximately” static curvature for setting initial data. We computed such solutions by considering the *elliptic* problem obtained from the BP equation, upon assuming static curvature fields. In regular integrations we achieved an entirely equivalent effect by considering the field $Z = \dot{Y}$ and the corresponding equation

$$\square Z = 8\pi \frac{\Delta}{r} \dot{T}_4, \quad (19)$$

which is straightforward to obtain from the time derivative of Eq. (11) above, since all operators commute with ∂_t . In all the runs shown below, the initial wave data are assumed to be zero throughout the domain, i.e., $Z = 0, \dot{Z} = 0$. When using such data, the development of non-zero values for the time derivative Z of the tidal field Y is now associated with the time derivative of the source term T_4 . Since those time derivatives can be made zero initially, one would expect intuitively that this prescription would better control the response of the curvature to the slowly accelerating motion of the matter. We find indeed that this approach significantly reduces the unphysical initial radiation content of the data *compared* to setting zero data on Y .

The radial infall scenarios are generally weak emitters, and hence in the configurations investigated in this work the likelihood of contamination is high. Indeed we find that even with the significant reduction achieved with the above recipe, several configurations produce real signals with amplitude below that of the initial burst. In the computations below, we opt to *leave in the past* any ambiguities associated with the choice of initial data. We run configurations which, by construction, do not emit appreciably except at late times, hence isolating the two problems. A recent study [30] illustrates another clear case of significant radiation hidden in the choice of initial data.

IV. NUMERICAL METHOD

A. Integration of the hydrodynamic equations

We solve the equations of relativistic hydrodynamics on a discrete numerical grid with a state-of-the-art HRSC scheme. The procedure has been described in [6] and successfully applied in [31,32]. We briefly summarize pertinent details in this section, referring the interested reader to [6] for further references, details on code calibration, numerical tests and algorithmic issues.

Assuming axisymmetry (2D) and Boyer-Lindquist coordinates (t, r, θ, ϕ) , the vector of evolved quantities, is updated from time level t^n to t^{n+1} according to the following conservative algorithm

$$\mathbf{U}_{i,j}^{n+1} = \mathbf{U}_{i,j}^n - \frac{\Delta t}{\Delta r} \left[\hat{\mathbf{F}}_{i+\frac{1}{2},j}^r - \hat{\mathbf{F}}_{i-\frac{1}{2},j}^r \right] - \frac{\Delta t}{\Delta \theta} \left[\hat{\mathbf{F}}_{i,j+\frac{1}{2}}^\theta - \hat{\mathbf{F}}_{i,j-\frac{1}{2}}^\theta \right] + \Delta t \mathbf{S}_{i,j}, \quad (20)$$

where $\Delta t = t^{n+1} - t^n$, and Δr and $\Delta \theta$ indicate the radial and angular grid spacing, respectively. In addition, indices i and j label the radial and angular zones, respectively. In Eq. (20), $\mathbf{U}_{i,j}$ and $\mathbf{S}_{i,j}$ are the mean values of the state and source vector in the corresponding two-dimensional cell, while $\hat{\mathbf{F}}_{i+\frac{1}{2},j}^r$ and $\hat{\mathbf{F}}_{i,j+\frac{1}{2}}^\theta$ are the *numerical fluxes* which are computed at the cell interfaces. These fluxes are calculated using an *approximate* (linearized) Riemann solver built upon the characteristic information of the system [6]. The canonical flux-formula we use reads

$$\hat{\mathbf{F}}_{i\pm 1/2} = \frac{1}{2} \left(\mathbf{F}_{i\pm 1/2}(\mathbf{w}_R) + \mathbf{F}_{i\pm 1/2}(\mathbf{w}_L) - \sum_{n=1}^4 |\tilde{\lambda}_{(n)}| \Delta \tilde{\omega}_{(n)} \tilde{\mathbf{F}}_{(n),i\pm 1/2} \right), \quad (21)$$

where \mathbf{w}_L and \mathbf{w}_R are the values of the primitive variables at the left and right sides of a given cell interface. They are derived by a monotonic linear reconstruction of their cell-centered values [33]. This procedure ensures, in absence

of shocks, second-order accuracy in space. In Eq. (21), $\{\tilde{\lambda}_n, \tilde{\mathbf{r}}_n\}_{n=1,\dots,4}$ are the eigenvalues and right-eigenvectors of the Jacobian matrices of system (3), evaluated at the cell-interface using the arithmetic mean of the left and right states. The jumps of the characteristic variables across each characteristic field, $\{\Delta\tilde{\omega}_n\}_{n=1,\dots,4}$, are given by

$$\mathbf{U}(\mathbf{w}_R) - \mathbf{U}(\mathbf{w}_L) = \sum_{n=1}^4 \Delta\tilde{\omega}_n \tilde{\mathbf{r}}_n. \quad (22)$$

The code makes use of a third-order TVD (total-variation-diminishing) Runge-Kutta scheme to perform the time integration algorithm of Eq. (20), which is done simultaneously in both spatial directions. Finally, a one-dimensional Newton-Raphson iteration leads, at each time step, from the evolved variables to the primitive ones [34].

The well known coordinate singularities of the Boyer-Lindquist coordinates introduce some awkwardness in numerical work. Pure inflow conditions for the fluid cannot be applied arbitrarily close to the horizon, as the coordinate velocities become singular there. In the scenarios considered here, the supersonic nature of the flow ensures that simple inflow conditions would work well. We have tested that posing the boundary conditions closer to the horizon (a range from $r_* = -2$ to $r_* = -3$) does not affect the flow pattern and the corresponding waveforms. This issue is discussed further in Sec. VI.

B. A simple differencing scheme for the Bardeen-Press equation

Successful finite difference discretizations of the equation in the homogeneous case have been published in [9]. We present here a somewhat simpler algorithm which we implemented and tested in two different guises: i) A 2+1 finite difference computation in which angular derivatives are computed numerically, ii) A multipole decomposition approach leading to systems of (decoupled in the non-rotating case) 1+1 equations. Whereas the first approach easily generalizes to rotating holes and higher dimensions, efficiency concerns led us to focus here on the second approach, i.e., separating into multipoles, and considering only the low-lying ones. The natural extension of the multipole decomposition to the rotating black hole case is through a pseudo-spectral algorithm for the angular terms.

The BP equation, Eq. (11), is discretized on a uniform tortoise radial grid using a straightforward implementation of the three-level leapfrog method. The radial and angular derivatives are approximated as

$$\begin{aligned} [Y, \theta\theta]_{i,j}^n &= (Y_{i,j+1}^n - 2Y_{i,j}^n + Y_{i,j-1}^n)/(\Delta\theta)^2, \\ [Y, \theta]_{i,j}^n &= (Y_{i,j+1}^n - Y_{i,j-1}^n)/(2\Delta\theta), \\ [Y, r_*]_{i,j}^n &= (Y_{i+1,j}^n - Y_{i-1,j}^n)/(2\Delta r_*), \\ [Y, r_* r_*]_{i,j}^n &= (Y_{i+1,j}^n - 2Y_{i,j}^n + Y_{i-1,j}^n)/(\Delta r_*)^2. \end{aligned} \quad (23)$$

The time derivatives are approximated as

$$\begin{aligned} [Y, tt]_{i,j}^n &= (Y_{i,j}^{n+1} - 2Y_{i,j}^n + Y_{i,j}^{n-1})/(\Delta t)^2, \\ [Y, t]_{i,j}^n &= (Y_{i,j}^{n+1} - Y_{i,j}^{n-1})/(2\Delta t). \end{aligned} \quad (24)$$

Substituting those approximated expressions in the BP equation and solving for the discrete variable $Y_{i,j}^{n+1}$ gives an explicit update routine, which is stable subject to the usual CFL condition.

A direct implementation of the scheme (23,24) leads at late times (of the order of hundreds of M) to a high frequency instability which is seen to emerge from the area around $r = 3M$. Upon performing a frozen coefficient stability analysis of the BP equation, in this region, it can be seen that *local* propagating modes are unstable even in the continuum limit. This instability is inherited to the discrete equations, where, in contrast to the analytic canceling of the blowup as local modes propagate away from the region, the numerical modes grow uncontrollably. The localized and high frequency nature of the instability leads to simple cures, e.g., by using a numerical scheme with higher intrinsic viscosity, or by explicitly adding some artificial viscosity to the discretized equation (the option we followed here).

The inner boundary conditions are those of pure ingoing waves. If those conditions are applied sufficiently close to the horizon, this approximation of Eq. (15) is very accurate. In terms of the Boyer-Lindquist r coordinate our typical location of the inner boundary corresponds to a coordinate distance of $|r - r_+| \approx 10^{-14}$, leading to $\Delta^2 \approx 10^{-28}$.

For reasons of numerical efficiency, we have also developed a finite difference implementation of the BP equation which explicitly separates Y into spin harmonics. In the non-rotating black hole case each multipole evolves independently, under the influence of the corresponding multipole source term, which we construct numerically from the function T_4 by performing a projection onto the corresponding spin harmonic:

$$T_{lm}(t, r_*) = \int d\Omega {}_{-2}\bar{Y}_{lm} T_4(t, r_*, \theta, \phi). \quad (25)$$

Reflecting our physical assumptions and the mathematical model, the coupling of the numerical algorithms is *one-directional*, i.e., numerical information generated by the hydrodynamical code is converted into appropriate numerical sources to the BP equation. The generated waveform does not feedback into the fluid motion. An important feature of the numerical coupling is that the numerical evolution of the two systems is not done on grids of the same radial extent. As already mentioned, the boundary conditions for the wave equation are those of pure ingoing waves, and can be applied (and work well) sufficiently inside the potential well. A value of $r_* = -10$ is more than sufficient and we typically use $r_* = -50$. In contrast, the inner boundary for the fluid must be kept at somewhat larger radius. The situation is reversed in the outer boundary: Appropriate treatment of the asymptotic region is much easier for the hydrodynamic quantities than for the conformal field Y . This leads to the adoption of a grid considerably more extended in radius for the wave compared to the hydro grid which is kept to the minimal sufficient range. Finally, the computation of gravitational wave energy E is performed with the integration of the outgoing signal in time at a fixed observer radius, using a second order accurate summation over time and angles, and we use the *baryonic* mass, integrated over the initial hypersurface, as an estimate for the total mass μ .

C. Calibration of the coupled algorithm

We demonstrate here convergence results of the gravitational waveform for increasingly finer grid resolution. Although a formal convergence analysis can be done using any finite integration time, even if small, we choose instead to check convergence for our typical total evolution times, i.e., of the order of half thousand M . This raises the computational requirements for performing the test, but we considered it necessary for properly assessing the validity of our results, for the following reason: the timescale of variation of the solution is initially very slow and gradually accelerates as the material falls into the hole. A convergence analysis for a small total time will not cover quantitatively the most demanding part of the computation, which may span a total time of only a couple of decades in M , occurring several hundreds of M *after* the computation commences.

Figure 1 calibrates the resolution requirements of the wave code in *propagating* radiation on a black hole background. What is shown is the percent relative error ϵ in the total outgoing flux as a function of grid size, i.e., $\epsilon = (E_n - E_\infty)/E_\infty$, where E_n is the emitted energy for a given radial grid size n and E_∞ is the energy out-flux estimated using the finest grid. The flux is integrated at $r_* = 100M$ up to a final time $t = 400M$. The “vacuum” initial data, for this set of runs were chosen as

$$Z = e^{-0.2(r_* - 25)^2} \sin^2 \theta, \quad (26)$$

$$\dot{Z} = 0. \quad (27)$$

The resolution requirements are modest, the slope of convergence of the total energy is at about 2.2. The convergence curve overestimates the rate when the grid size becomes comparable to the reference grid, so for the computation of a numerical convergence rate we dropped the second finest resolution.

In Fig. 2, the considerably more demanding convergence behavior for a complete accretion/emission event is demonstrated. We consider a typical Gaussian quadrupolar shell, fixing the relevant parameters to an initially stationary configuration located at $r_* = 35M$, and width $k = 2$. Details about the initial data and the waveform generated by the infalling matter are given in Sec. V. As with the free wave propagation, we measure the energy flux at $r_* = 100M$ up to a final time $t = 400M$ and compute the total energy. The wave initial data are zero for both the field and its derivative. The radial extent of the hydrodynamical grid is between $-3 < r_* < 50$. The wave grid extends between $-50 < r_* < 500$.

Resolutions of $0.2M$, while more than adequate for capturing typical propagating waves and their interaction with the black hole potential, seem to be rather inaccurate in resolving the peak emission event. The plot suggests that in terms of adaptive grids (with a refinement ratio of two), (e.g., [35]) about two levels of refinement around the hole would substantially decrease the computational demands of three-dimensional calculations (assuming that a uni-grid resolution of $0.2M$ can be achieved far from the hole).

V. RESULTS OF AXISYMMETRIC RADIAL INFALL SIMULATIONS

A. Radially Imploding Shells: Isotropic velocities

1. A typical evolution

The different initial data sets we explore are parametrized by: i) the location of the shell, r_0 , ii) its peak density, ρ_{max} , iii) its peak velocity v_{max} and iv) its width parameter, k ,

$$\rho = \rho_0 + \rho_{max} e^{-k(r_* - r_0)^2} g(\theta), \quad (28)$$

$$v = -v_{max} f(\theta), \quad (29)$$

where ρ_0 is a given background density, of very small value (typically three to four orders of magnitude smaller than the peak density). The angular structure encoded into the functions $g(\theta)$, $f(\theta)$ is modelled using simple spherical harmonics of low multipole number, e.g., $l = 0, 1, 2$. As mentioned before, we restrict our discussion to dust ($p = 0$). The sign of the velocity reflects our further restriction to inflows.

We present first an overview of a typical evolution. The initial distribution of matter density is described by a shell with quadrupolar angular shape, i.e., $g(\theta) = \sin^2 \theta$ (see the upper left panel in Fig. 3). The initial velocity v_{max} is assumed zero. Under the action of the black hole potential, the flow will develop into an isotropic radial velocity field. The quadrupolar angular dependence for ρ is the simplest one that would lead to emission of radiation under isotropic radial infall conditions. The shell is initially centered at $r_0 = r_* = 35M$. The Gaussian parameter is $k = 2$.

The upper panel of Fig. 4 shows the wave signal, more precisely the quadrupole part of Z normalized with the total mass of the shell, reaching a remote observer (located at $r_* = 100M$) as a function of coordinate time. The existence of two bursts is the first striking observation. The second burst is more than two times stronger, but the wavelength appears to be comparable. To bring out the full range of features, we show in the lower panel the logarithm of the same signal. The nature of the signal is now clearer: besides initial low frequency features ahead of each burst, both bursts are mostly in the quadrupole ringing frequency of the black hole ($17M$).

The existence of two bursts asks for some clarification. To start, we notice that $140M$ is approximately the time it takes for initial radiation to propagate from $r_* = 35M$ to about $r_* = 5M$, scatter off the combined angular-momentum black hole potential, and reach back to the observer at $r_* = 100M$. The second burst occurs much latter. Starting from rest at $r_* = 35M$, the free fall time of a particle would be around $200M$, which combined with the $100M$ to reach the observer, gives us the arrival time of the interesting emission, associated with the shell crossing the peak of the gravitational potential and subsequently accreting onto the hole.

A spacetime diagram (Fig. 5) of the whole evolutionary sequence makes the previous discussion fairly transparent. The use of the tortoise coordinate implies that light rays in the diagram are (modulo graphic distortions) propagating at 45° angles. Some guidance to the plot may be worthwhile: the radial coordinate is truncated at the fairly small value $r_* = 50M$ to bring out the interesting features. The field variables are sampled at the equator ($\theta = \pi/2$). We show *contours* of equal amplitude. In the left panel the quantity contoured is the logarithm of Z , whereas the right panel depicts the logarithm of the density. The right panel illustrates the infall of the shell, imperceptibly at first, then increasingly faster. Notice the wide spread (in coordinates!) of the accretion event. The left panel shows the response of the black hole curvature to the trajectory of the shell. There are three contour levels illustrated, at logarithmic amplitudes of $-6, 0, 2.5$ respectively. The -6 level is seen to form a light cone emanating from the initial location of the shell. We can clearly see the cone of influence reaching inwards to the horizon region, and exciting quasi-normal mode (QNM) ringing. The features of the ringing are traced, e.g., around time $t = 70M$, by the 0 contour level. As this initial burst subsides exponentially, the shape of the infalling shell is emerging, through the imprint it leaves on the curvature (still 0 level contours, starting at around $t = 120M$). At $t = 210M$ the shell is rapidly accreting, its quasi-static curvature pattern giving way to emission, which is again seen to be predominantly in QNM form.

The important fact we deduce from this figure is that the emission we observe is independent of the choice of initial wave data provided the collision occurs after a total time $t_c + t_r$, where t_c is the light crossing time of the combined object and t_r is the time interval in which the black hole ringing decays significantly below the level of the subsequent emission. With a conservative assumption of similar amplitudes for unphysical and physical emission, the exponential decay of the QNM suggests (see e.g., lower panel of Fig. 4), that $t_r = 50M$ should give two orders of magnitude leeway.

In Fig. 3 we plot the spatial density distribution at four different times. The symmetry axis $\theta = 0$ is horizontal, and the location of the black hole is depicted with the small black disk at the center. For the plot we use a simple mapping of a meridian plane of the Schwarzschild black hole into ‘‘Cartesian’’ coordinates: $\tilde{x} = r \cos \theta$, $\tilde{y} = r \sin \theta$. The initial, radially very compact, profile of the density is shown at $t = 0$, followed by the gradual acceleration and infall shown at times $t = 100M$ and $t = 200M$. The final state is a relic (non-radiative) spherical pattern, corresponding to the low background density that ‘‘fills the vacuum’’ surrounding the shell. The $t = 200M$ panel is a four-fold zoom into the interesting region.

Similarly, we plot spatial patterns for the response of the curvature in Figures 6 and 7. The initial burst and associated ringing are shown at $t = 50M$ and $t = 100M$. At $t = 150$ those features have subsided sufficiently to reveal

the quasi-static field surrounding the shell and being dragged with it towards the hole. At $t = 200M$, the density is near the peak of the potential and the emission is reaching its climax. At $t = 250M$ the excitement is already gone: the remaining integration through $t = 400M$, only obtains the slow decay of the black hole quasi-normal mode ringing.

2. Dependence on shell width, velocity and position

The narrow radial profile shown in Fig. 3 was picked to produce a loud and clear bang. We illustrate here the nature of the emission as a function of radial width, by varying the parameter k of the density data. The initial physical size of the shell, i.e., its thickness in terms of proper radial distance is given approximately by $L_* = 2\alpha_c/\sqrt{k}$, where α_c is the lapse at the center of the shell. This length defines the location where the shell density falls to the $1/e$ of its peak value ρ_{max} . All other parameters stay the same.

We perform a number of runs, with k parameters ranging from 0.1 to 100 and compute [36] the total emitted energy by integrating in time the outgoing flux at the location of the observer ($r_* = 100M$). The dramatic rise in efficiency with increased compactness is evident in Fig. 8, and spans several orders of magnitude. In the extended shell limit, the energy is shutting off, apparently as a power law of L_* . The slope of the dotted line in the insert is very close to -2.4 . In the infinitesimally thin limit, the energy asymptotes to a finite value, about a third of the point particle upper limit. This is consistent with semi-analytic results for oblate and prolate spheroids in [14]. From the insert we deduce that there is a characteristic, initial, radial size, of about $L_* = 1$, beyond which no significant efficiency gains are made.

The velocity of the infalling matter, at the time of crossing the potential peak, may be expected to be another factor governing the efficiency of the emission, intuitively anticipating larger impact velocities to radiate more. In Fig. 9 we highlight this aspect by plotting the maximum signal amplitude as a function of initial velocity. This is done for initial velocities up to 0.1 times the speed of light. The amplitude for the largest initial velocity is more than twice that for starting at rest. Fitting a law to the velocity dependence seems problematic without a more delicate analysis. The stumbling block is the fact that starting from rest at a finite distance already corresponds to large velocities at impact, hence the offset and slope at $v = 0$ of our diagram are fairly arbitrary and do not capture the asymptotic behavior of small velocity. The same figure displays a parallel parameter survey for shells falling from a larger distance ($r_* = 40M$). The Gaussian parameter k has been kept the same. This explains the, at first confusing, weaker emission from the more remote shell location. Clearly, compactness is overpowering velocity (at least for the range of configurations probed here) in controlling the efficiency.

3. Excitations of QNM emission

Fig. 10 illustrates the *qualitatively* different response of the black hole to the infalling shell, depending on the shell width. The left column depicts the waveform for four select values of k (increasingly thinner shells from top to bottom). The large increase of per unit mass emission is evident. The apparent wavelength of the emission is also seen to be increasingly smaller. The right column takes the natural logarithm of the signal, to bring out the qualitative changes brought about by the changing shell profile. With progressively more compact shells we see first a marginal (second panel), and then a more clearcut (third panel), excitation of the QNM ringing [37]. In the last panel the ringing is dominant from $t = 315M$ onwards. Hence, as intuitively anticipated, a broad initial distribution, emits less, in longer wavelengths, and correspondingly does not excite the lowest QNM frequency of the black hole as much.

The importance of QNM waveforms in the interactions of black hole with external matter was illustrated early on [38]. More detailed numerical work [39] corroborated the case for QNM excitation in stellar collapse. On the other hand, calculations based on point particles *scattering* of a black hole [40,41] showed excitations induced by an external object that do not produce significant QNM ringing. In subsequent work [42] the amount of excitation of the QNM modes during core collapse has been examined using both analytic model problems and further simplified numerical calculations in the spirit of [38].

Despite the considerably different setup, it appears that our findings support the qualitative and intuitively agreeable statement, made in [42], that QNM excitation is induced by the curvature profiles that have *spatial wavelengths* comparable to the width of the black hole potential. In our setup, the width of the shell controls the shape of the quasi-static curvature profile. Modulating the profile using the width parameter, strongly affects the degree of excitation of the QNM signal.

B. Radially Infalling Shells: Anisotropic Velocities

One of the physical objectives in this paper is to approximately map the role of the fluid source term in the case of radial infall. It seems that anisotropic velocity profiles have not been investigated in the literature to the extent that isotropic flows have. From the structure of the source term we see that in this case the *source non-linearity* of the right-hand-side of the BP equation becomes important. Quadrupolar (and of course higher) contributions may emerge from couplings of angular structure between velocity and density profiles.

1. Spherical shell collapsing onto a moving black hole

The geometrically simplest, *dipole*, anisotropy in the velocity field occurs naturally for matter motion with *net linear momentum* with respect to the black hole. One interesting scenario is the accretion of the layers of a star onto a core that has acquired net momentum (kick velocity) during the collapse. To simulate such a configuration we consider a spherical Gaussian distribution of density centered at $r_* = 35M$ (simulating a dense layer of material, with its various parts initially at rest with respect to each other). We assume that earlier events have given the core of the star (now collapsed into a black hole), a linear velocity of about $0.1c$. In practice, the computation is done in the rest frame of the black hole, and the linear momentum of the fluid translates to a radial velocity profile $f(\theta) = \cos\theta$. The value we adopt for the linear velocity is generous compared to the typical observed kick velocities of *neutron stars*, which reach, at best, one-thirtieth of this speed. The unphysically large value is adopted here for illustration purposes.

Fig. 11 shows the development of the density at intervals of $100M$. The hole rushes up the symmetry axis, towards the positive hemisphere (right side of the panels). By $t = 100M$ the shell has been distorted appreciably, as parts of it experience increased acceleration due to the proximity to the approaching hole. By $t = 200M$, the hole has gone right through the shell, and we can see concentrated accretion to occur at the equatorial plane. At this time most of the gravitational wave emission has occurred. In the final snapshot (at $t = 300M$) we can see the slow accretion of the remaining shell material from the back side of the black hole.

The time profile of the quadrupole signal component is essentially identical with the high compactness shells we considered before (see e.g., last panel of Fig. 10). The energy released in this event as $l = 2$ radiation is measured at $2.9 \times 10^{-4} \mu^2/M$. The numerical error, estimated from the radial calibration plot (Fig. 2), indicates that the numerical energy estimate is accurate to about 2%.

2. Pancake collapse

In the case of rotational collapse one would expect more involved anisotropic velocity profiles. We do not simulate in this work rotational configurations, but will attempt to mimic a differential fall using an anisotropic velocity pattern. We hence assume again a spherical Gaussian distribution of density centered at $r_* = 35M$ and take $f(\theta) = \sin\theta$.

Fig. 12 shows the development of the density at intervals of $50M$. The shell collapses onto the black hole with the equatorial region falling in first, while the polar regions only gradually accelerate. By $t = 150M$ the equatorial zones have accreted and further material keeps falling in from larger latitudes. The energy released here (again in the quadrupole mode) is measured at $2.4 \times 10^{-3} \mu^2/M$. The accuracy is again at the 2% level.

Comparing the efficiency figures for the two anisotropic scenarios considered here we notice the order of magnitude difference. Given that the shell material has for both cases similar *peak* radial velocities on impact, it is likely that the key factor in determining the efficiency is what *fraction* of the total mass accretes with velocities close to the peak and radial profile sufficiently compact.

VI. DISCUSSION

We developed a new method that lies in the borderline between fully non-linear numerical integrations of the Einstein equations coupled to matter fields, and the test particle semi-analytical investigations. Our primary purpose is estimating the gravitational radiation emitted by complex motions of matter sources in the vicinity of black holes. We opted to approximate the first order deviations from the exact black hole geometry using curvature perturbations induced by perfect fluids whose non-linear evolution is integrated using a hydrodynamical code. We used typical infall computations to demonstrate the second order convergence of the signals and calibrate the energy estimates over a very large amount of evolution time.

We studied dust shells falling isotropically from finite distances, with variable shell shapes and initial velocities. We explored the dependence of the energy emission on the shell thickness and initial velocity, fitting the numerical data when possible. We demonstrated the gradual excitation of the black hole quasi-normal mode frequency by sufficiently compact shells, confirming ideas about the mechanisms responsible for producing strong QNM signals. We extend the existing literature on radial infall of dust shells by exploring the case of anisotropic radial infall and the dependence of the signal on the degree of anisotropy. The anisotropic scenarios we investigate include the collapse of an initially spherical layer of material onto a moving black hole and the anisotropic “pancake” collapse of a spherical layer. In broad terms, in the case of radial infall onto a non-rotating black hole, the dominant factor controlling the strength of the emission is, quite generically, the radial compactness of the source.

We introduced and explored a prescription for minimizing the initial radiation content which appears to perform rather well in the current context. The prescription concerns the selection of the freely specifiable data, on the initial hypersurface, and essentially consists of solving the *static problem for the electric and magnetic parts of the curvature tensor*, derived from their corresponding evolution equations. In the presence of non-zero matter sources, the procedure generates the static electric and magnetic curvatures associated with density distributions and fluid currents. The approach can be transferred, at least in principle, to systems of non-linear evolution equations that incorporate some, or all, components of the Weyl tensor in the evolution variables.

Despite the reduction in the amplitude of the initial burst, the very low efficiency of the sources we simulated in the present work called for more drastic action. The remnant radiation in the initial data has been dealt here in an unambiguous, brute force, way: the computation simply marches along for sufficient time, past any shadows cast by the initial data prescription. This illuminates an important facet of numerical relativity computations: In the absence of convincing arguments demonstrating minimal contamination from the initial data, trustworthy signals can only be obtained by evolving for sufficiently long times. This allows the first burst of radiation to decay and reach negligible levels which do not obscure the real signal. If this strategy is adopted, a reduction of the amount of radiation in the initial data has positive practical consequences, as it reduces the computational resources required for unambiguous identification of the signal, especially in three-dimensional (3D) simulations. It is reassuring though, that the problem appears to become less relevant in precisely such 3D long term integrations of *strong emitters*, such as particles orbiting around black holes [43]. In that case, the strong quadrupolar emission of the binary appears to be quickly dominating the initial burst.

The flow of matter in the vicinity of the black hole, for a major initial part of the computation, involves timescales at least one order of magnitude slower than the timescale of propagating gravitational waves. This circumstance may be encountered quite frequently when attempting to simulate realistic dynamical events, as the progenitor (slow) system must be modelled for a sufficient amount of time to ensure proper initial configuration. This disparity in timescales implies that explicit methods of integration of the geometry (as the one employed here) are constraining the efficiency of the computation. Implicit integrations of the wave degrees of freedom may offer a more economical alternative, by allowing an integration at the hydrodynamical timescale. During the initial, slow motion stage, existing gravitational waves do not need to be resolved accurately in time, hence the timestep can be increased to match the hydrodynamic CFL condition. Monitoring of the fluid velocities, and adaptation of the time-step during the dynamic phase, will correctly capture the fast moving phase and the associated waveforms.

As discussed in section IV, the inner boundary for the hydrodynamical computation is taken to be further from the horizon than for the wave equation. In the coordinate system employed here (Boyer-Lindquist coordinates) the numerical integration of hydrodynamic equations becomes problematic close to the horizon, as the Lorentz factor diverges there. We checked that our results are not affected to a noticeable degree by the location of the boundary, but it is clearly desirable to have a uniform integration domain for the two systems, especially in that sensitive and interesting region. A satisfactory numerical extension of the coordinates *inside* the horizon, for the hydrodynamical equations, has been reported recently [44–46]. It appears that the computation of emission from more general flows around, in particular, rotating holes, will benefit from a complete transcription of the coupled problem onto regular coordinate patches (and non-singular tetrads).

Radiative boundary conditions at infinity are delicate to impose on a finite grid, even for the linearized curvature perturbations that we are considering. Approximate schemes always achieve a partial transmission of wave energy across the boundary but this transmission can drop significantly for curved wave-fronts in a three-dimensional setting. Furthermore, imposing radiative conditions at a finite distance implies an effective truncation of the equation’s coefficients. This interferes with physical features of the evolution which depend on terms beyond the principal part, such as quasi-normal ringing and tails. A developing programme for solving such problems is the “Cauchy-characteristic matching”. In [47] this concept has been applied to equations arising in the context of black hole perturbation theory. For a review of this entire effort see [48]. In the present work the problems with radiative conditions are exacerbated in an unexpected way: whereas for scalar wave equations incoming and outgoing radiation scales with the same power of r , for the spinorial equations considered here, the well known peeling properties of the Weyl tensor ensure that this is not so. Small amounts of reflection in outer boundaries, propagate back into the grid and get *amplified* as

they propagate inwards, entirely due to the radial scaling properties of incoming waves. In the absence of a seamless connection to infinity, an expensive, but safe, way to bypass reflection problems is to consider only the domain of dependence of the bounded initial hypersurface.

The current implementation of the method allows the study of arbitrary axisymmetric flows onto a non-rotating hole. Using this setup we plan to extend the computations performed here to the case of matter motions with angular momentum and significant pressure support, as for example the dynamic collapse of the toroidal debris of a disrupted neutron star onto the black hole companion. Gravitational radiation emitted in this process would be the swan song of the once powerful binary emitter. With the parallel development of *non-linear* coupled codes (see e.g., [49]), issues lying at the interface between perturbation theory and full numerical relativity become amenable to exploration, most interestingly the effects of self gravity.

VII. ACKNOWLEDGMENTS

It is a pleasure to thank J.M^á. Ibáñez, P. Laguna, B. Schmidt, and E. Seidel for many helpful comments. P. P thanks SISSA for warm hospitality while parts of this work were completed and J. Miller for insightful inquiries. J. A. F acknowledges financial support from the TMR program of the European Union (contract number ERBFM-BICT971902). All computations were performed on the SGI Origin 2000 of the AEI. Finally, we also thank God for our daily brains.

-
- [1] L. L. Smarr, in *Quantum Theory of Gravity*, ed. by S. M. Christensen (Adam Hilger Ltd, Bristol, 1984)
 - [2] G. Cook et al., *Phys. Rev. Lett.* , **80**, 2512-2516 (1998)
 - [3] R. Gomez et al., *Phys. Rev. Lett.* , **80**, 3915-3918 (1998)
 - [4] G. Allen, K. Camarda and E. Seidel, *Phys. Rev. Lett.*, 1998 (Submitted), (gr-qc/9806036)
 - [5] J. R. Wilson, *Astrophys. J.*, **173**, 431 (1972)
 - [6] F. Banyuls, J.A. Font, J.M^á. Ibáñez, J.M^á. Martí and J. A. Miralles, *Astrophys. J.*, **476**, 221 (1997)
 - [7] J.M^á. Ibáñez and J.M^á. Martí, *Journal of Computer and Applied Mathematics*, 1998 (Submitted)
 - [8] W. Krivan, P. Laguna, and P. Papadopoulos, *Phys. Rev. D*, **54**, 4728-4734 (1996)
 - [9] W. Krivan, P. Laguna, P. Papadopoulos, and N. Andersson, *Phys. Rev. D*, **56**, 3395 (1997)
 - [10] N. Andersson, P. Laguna, and P. Papadopoulos, *Phys. Rev. D*, 1998 (In press) (gr-qc/9802059)
 - [11] R. Gleiser, O. Nicasio, R. H. Price and J. Pullin, *Phys. Rev. Lett.* , **77**, 4483 (1996)
 - [12] R. Gleiser, O. Nicasio, R. H. Price and J. Pullin, *Class. Quantum Grav.*, **13**, L117 (1996)
 - [13] E. W. Leaver, *Phys. Rev. D*, **34**, 384-408 (1986)
 - [14] Sasaki, M. and T. Nakamura, *Phys. Lett. A* **87**, 85 (1981)
 - [15] M.P. Haugan, , S.L. Shapiro, and I. Wasserman, *Astrophys. J.*, **257**, 283 (1982)
 - [16] S.L. Shapiro and I. Wasserman, *Astrophys. J.*, **260**, 838 (1982)
 - [17] K. Oohara, and T. Nakamura, *Phys. Lett. A* **98**, 407 (1983)
 - [18] K. Oohara, and T. Nakamura, *Progr. Theor. Phys.* **70**, 757 (1983)
 - [19] L.I. Petrich, S.L. Shapiro, and I. Wasserman, *Astrophys. J. Suppl.*, **58**, 297 (1985)
 - [20] S. Chandrasekhar, *The Mathematical Theory of Black Holes*, (Oxford University Press, 1983)
 - [21] J. M. Stewart and M. Walker, *Proc. R. Soc. London, Ser. A*, **341**, 49 (1974)
 - [22] R. Penrose and W. Rindler, *Spinors and Space-Time*, Vol. 1, (Cambridge University Press, Cambridge, 1984)
 - [23] S. A. Teukolsky, *Phys. Rev. Lett.* , **29**, 1114 (1972)
 - [24] S. A. Teukolsky, *Astrophys. J.*, **185**, 635-647 (1973)
 - [25] J.M. Bardeen and W.H. Press *J. Math. Phys.*, **14**, 7 (1973)
 - [26] J. N. Goldberg *et al.*, *J. Math. Phys.*, **8**, 2155 (1967).
 - [27] E. Poisson, *Phys. Rev. D*, **47**, 1497 (47)
 - [28] T. Tanaka, H. Tagoshi, and M. Sasaki, *Progr. Theor. Phys.* **96**, 1087 (1996)
 - [29] S. A. Teukolsky and W.H. Press *Astrophys. J.*, **193**, 443-461 (1974)
 - [30] R. Gleiser, O. Nicasio, R. Price and J. Pullin, *Phys. Rev. D*, **57**, 3401-3407 (98)
 - [31] J.A. Font and J.M^á. Ibáñez, *Astrophys. J.*, **494**, 297 (1998)
 - [32] J.A. Font and J.M^á. Ibáñez, *Mon. Not. R. Astr. Soc.*, 1998 (In Press) (astro-ph/9804254)
 - [33] B. van Leer, *J. Comput. Phys.*, **32**, 101 (1979)
 - [34] J.M^á. Martí and E. Müller, *J. Comput. Phys.*, **123**, 1 (1996)

- [35] P. Papadopoulos, E. Seidel and L. Wild, Phys. Rev. D, 1998 (In Press) (gr-qc/9802069)
- [36] The integral of the energy emission rises first, as a result of the initial burst, then levels-off as that emission decays exponentially, then rises again to register the relevant total energy. Subtracting the first plateau from the total energy and normalizing by the total mass gives the efficiency of emission in units of the black hole mass.
- [37] Our use of the term QNM excitation is loose. It appears that it is not entirely straightforward to define precisely how much energy is channelled outwards at the QNM frequency.
- [38] C. T. Cunningham, R.H. Price, and V. Moncrief, Astrophys. J., **224**, 643 (1978)
- [39] E. Seidel, Phys. Rev. D, **44**, 950 (1991)
- [40] K. Oohara, and T. Nakamura, Progr. Theor. Phys. **71**, 91 (1984)
- [41] Y. Kojima, and T. Nakamura, Progr. Theor. Phys. **72**, 494-504 (1984)
- [42] Y. Sun and R. Price, Phys. Rev. D, **41**, 2492-2506 (1990)
- [43] P. Papadopoulos and L. Wild, (Unpublished)
- [44] P. Papadopoulos, and Font, J.A., Phys. Rev. D, **58**, 024005 (1998)
- [45] Font, J.A., Ibáñez, J.M^a, and P. Papadopoulos, Astrophys. J. Lett., 1998 (In press) (astro-ph/9805269)
- [46] Font, J.A., Ibáñez, J.M^a, and P. Papadopoulos, (In Preparation)
- [47] P. Papadopoulos and P. Laguna, Phys. Rev. D, **55**, 2038-2043 (1997)
- [48] J. Winicour, Living Reviews in Relativity, Vol.1, 1998-5,
<http://www.livingreviews.org/Articles/Volume1/1998-5winicour>
- [49] S. Brandt, J.A. Font, J.M^a. Ibáñez, J. Massó and E. Seidel Phys. Rev. D, 1998 (Submitted), (gr-qc/9807017)

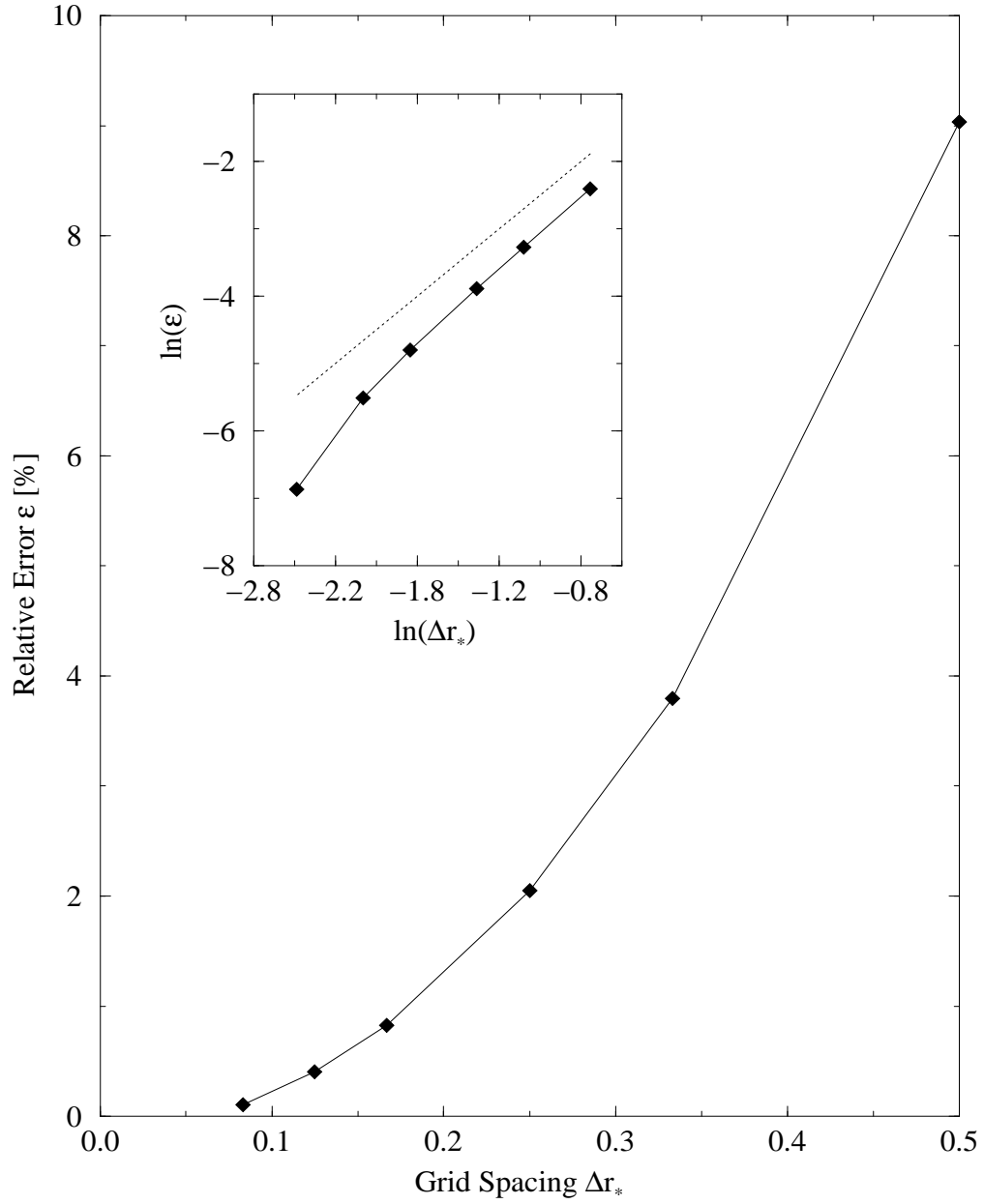


FIG. 1. Calibration of the numerical error in computing the *scattering and propagation* of gravitational waves. Plotted is the percent relative error in the total emitted energy associated with a pure disturbance (i.e., no matter sources), after $400M$ of evolution. The insert illustrates the Cauchy converge to a reference grid of 800×20 points. The dotted line shows for comparison the theoretical second order convergence rate. The measured rate is about 2.2. The wave propagation converges relatively fast: fewer than 400 radial points within $50M$ from the black hole, are sufficient for a relative error of less than one percent.

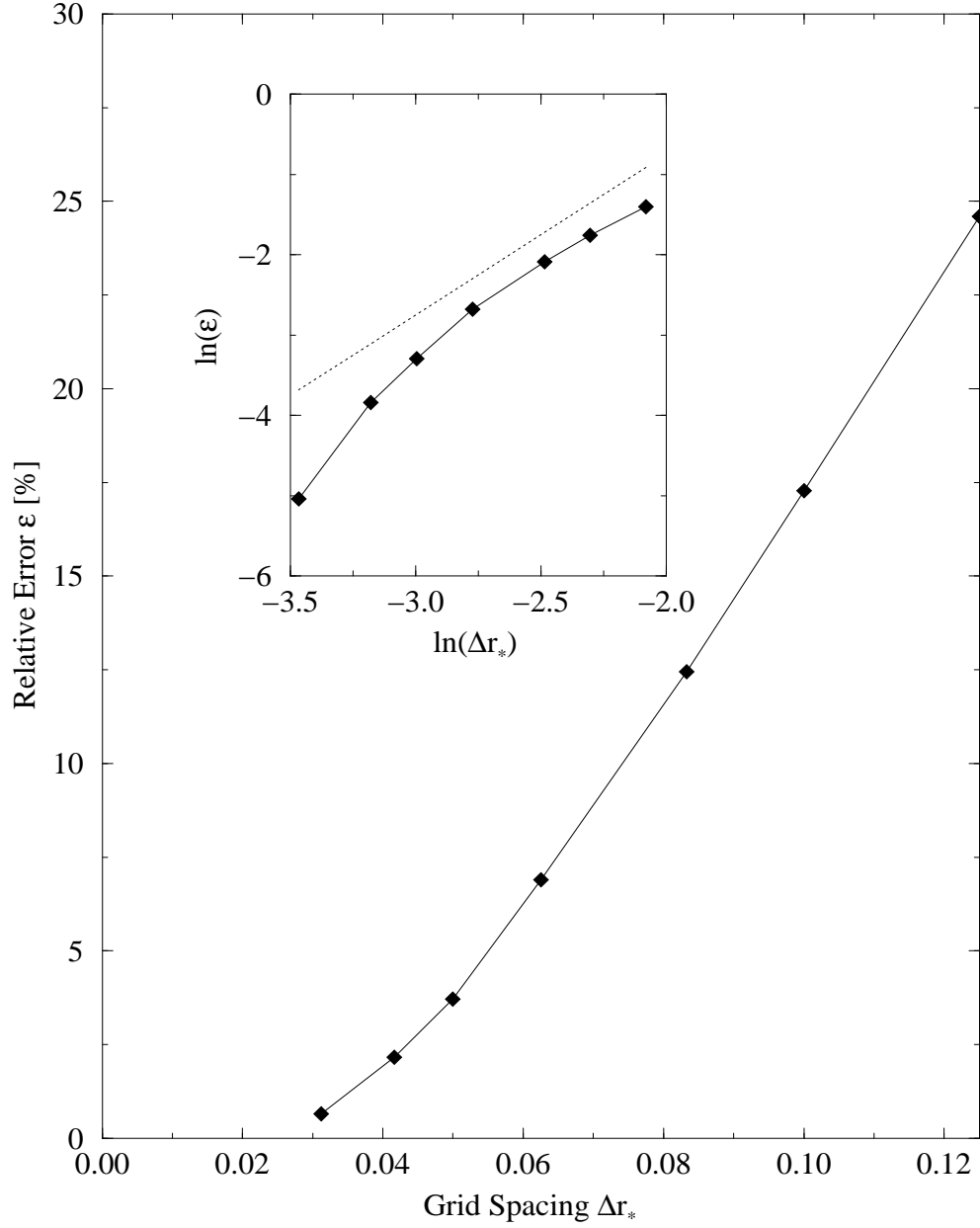


FIG. 2. Calibration of the numerical error in computing wave *generation* by accreting matter. Plotted is the percent relative error in the total emitted energy associated with an infalling shell (see text for precise parameters) after $400M$ of evolution. The insert again focuses on the rate of Cauchy convergence of the total energy, computed with a reference grid of 2000×20 points. The rate is measured to be about 1.9. The resolution requirements for achieving levels of error comparable to those of Fig. 1 are now considerable larger: 1200 zones inside $50M$ are needed to achieve an energy estimate accurate to about 2.5 percent.

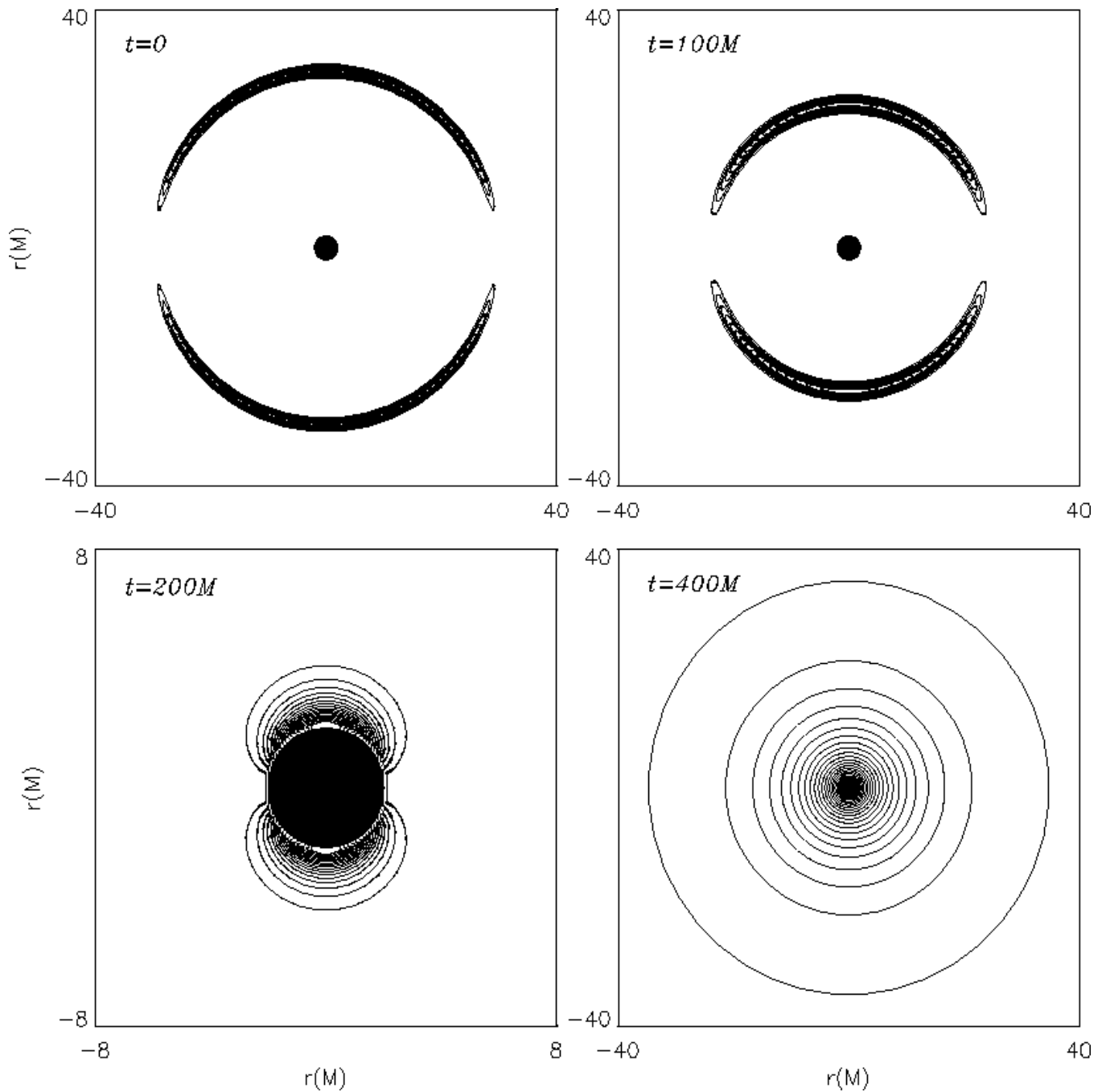


FIG. 3. Snapshots of density for a typical shell accretion computation. The symmetry axis $\theta = 0$ is horizontal, and the location of the black hole is depicted with the small black disk at the center. The initial, radially very compact profile of the density is shown at $t = 0$, followed by the gradual acceleration and infall shown at times $t = 100M$ and $t = 200M$. The final state is a relic (non-radiative) spherical pattern, corresponding to the low background density that “fills the vacuum” surrounding the shell. The $t = 200M$ panel is a four-fold zoom into the interesting region. The lines are iso-density contours

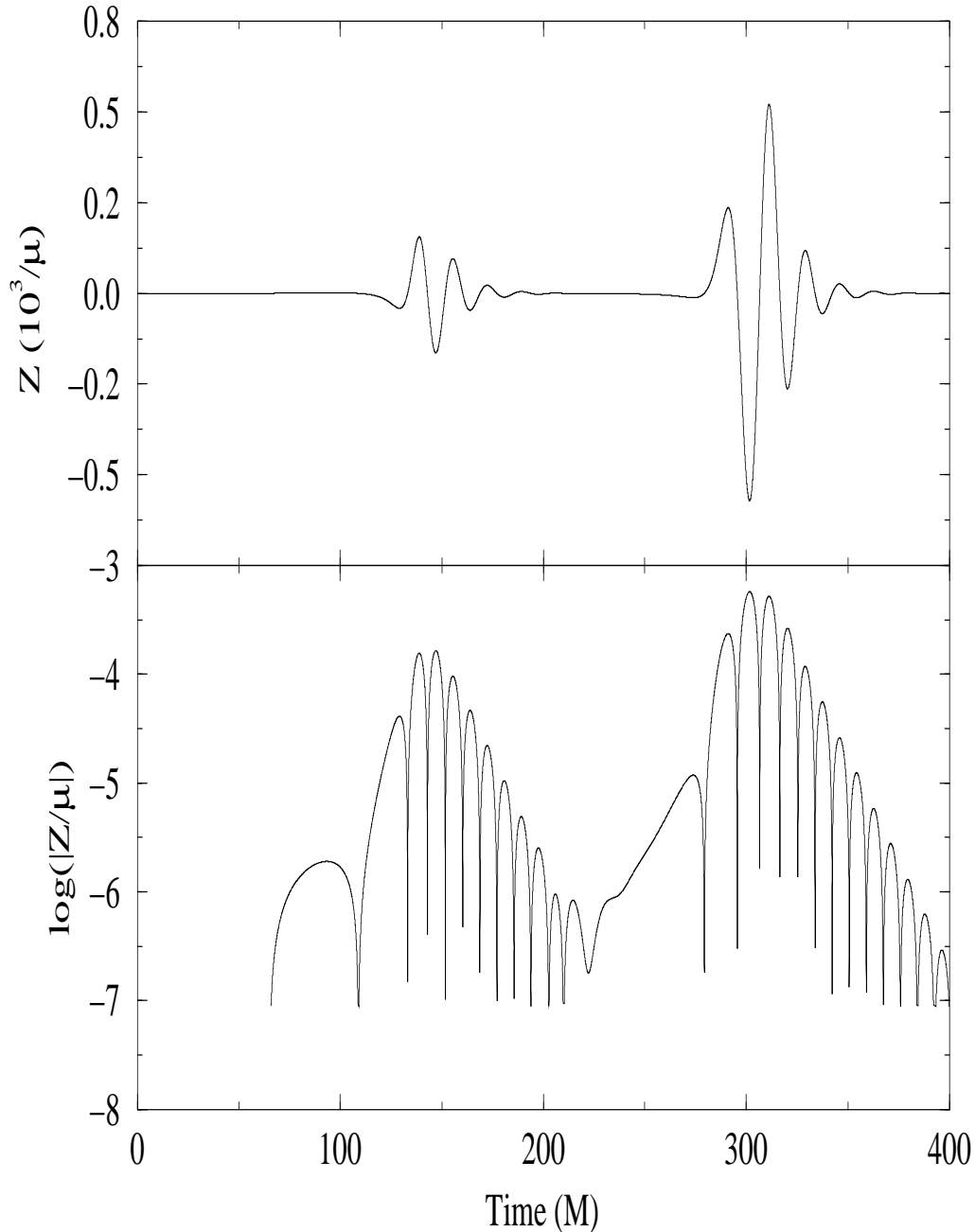


FIG. 4. The gravitational wave time signal of a typical shell accretion event. The upper panel shows the quadrupole part of the wave signal normalized by the total mass of the shell, reaching a remote observer ($r_* = 100M$). The presence of two bursts is the first striking observation. The second burst is more than two times stronger, but the wavelength appears to be comparable. To bring out the full range of features, we show in the lower panel the logarithm of the same signal. The nature of the signal is now clearer: besides initial low frequency features ahead of each burst, both bursts are mostly in the quadrupole ringing frequency of the black hole ($17M$). Notice the transition region in between the two bursts; a non-oscillatory precursor wave is seen to rise steadily in amplitude, finally giving way to the strong oscillatory emission

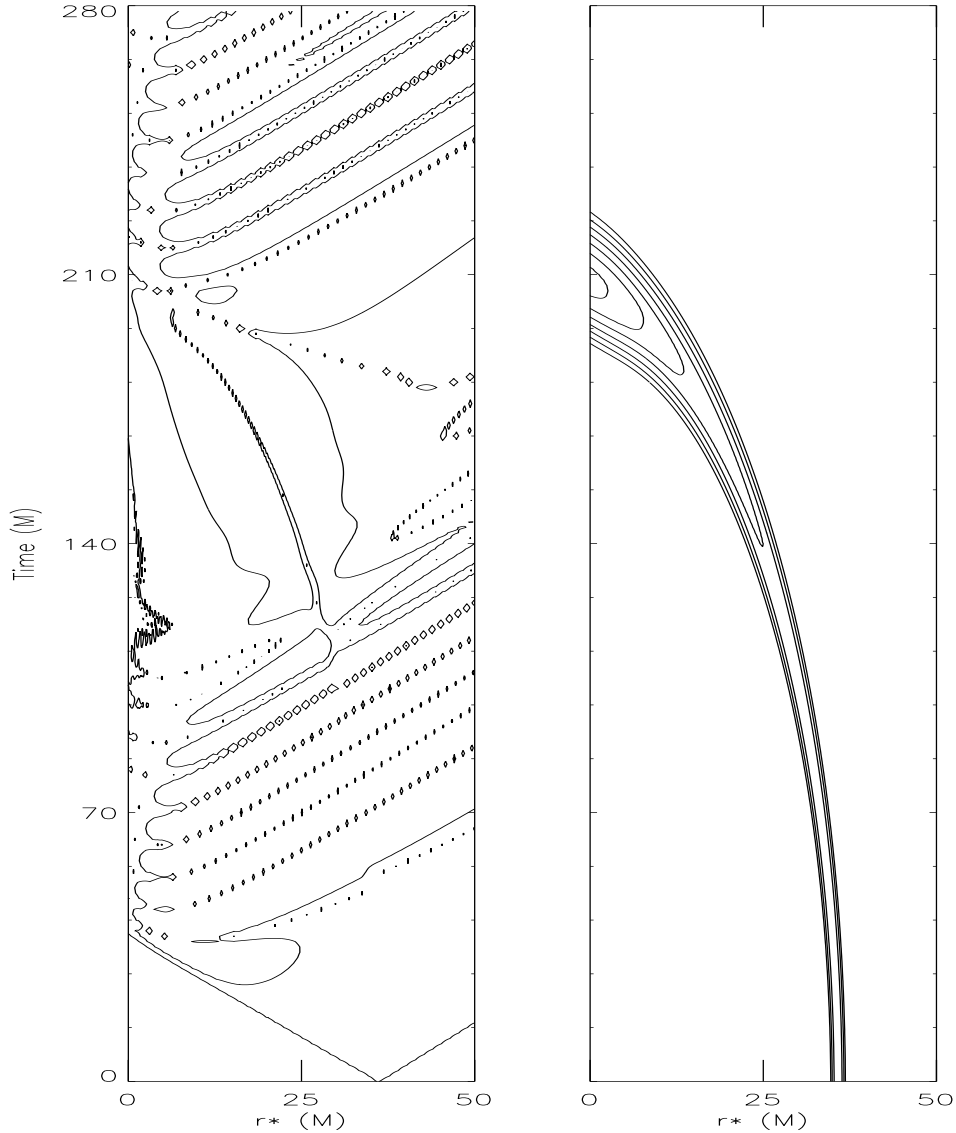


FIG. 5. Spacetime diagram of wave and density evolutions. Light rays in the diagram are propagating at 45° angles. The domain depicted extends only to $r_* = 50M$, in order to bring out the interesting inner region features. The field variables are sampled at the equator ($\theta = \pi/2$). Both panels show the contour lines of equal amplitude, for the wave signal (the logarithm of Z) on the left, and the logarithm of density on the right. In the right panel we see quite clearly the parabolic infall trajectory of the shell. The left panel shows the prodigious response of the black hole curvature to the presence of the shell. There are only three contour levels illustrated in the left panel, at logarithmic amplitudes of $-6, 0, 2.5$ respectively. The lowest, -6 level is seen to form a light cone emanating from the initial location of the shell. The cone of influence reaches inwards to the horizon region, and excites ringing. The features of this ringing are traced summarily by the 0 contour level, e.g., the ringing is fully developed at around time $t = 70M$. As this initial burst subsides exponentially, the shape of the infalling shell is emerging, through the *imprint* it leaves on the curvature, as can be seen in the interval from $120M$ up until $210M$. At $t = 210M$ the shell accretes rapidly, and its quasi-static curvature pattern gives way to strong emission (traced by the 2.5 contour), which is seen to be here predominantly in QNM form.

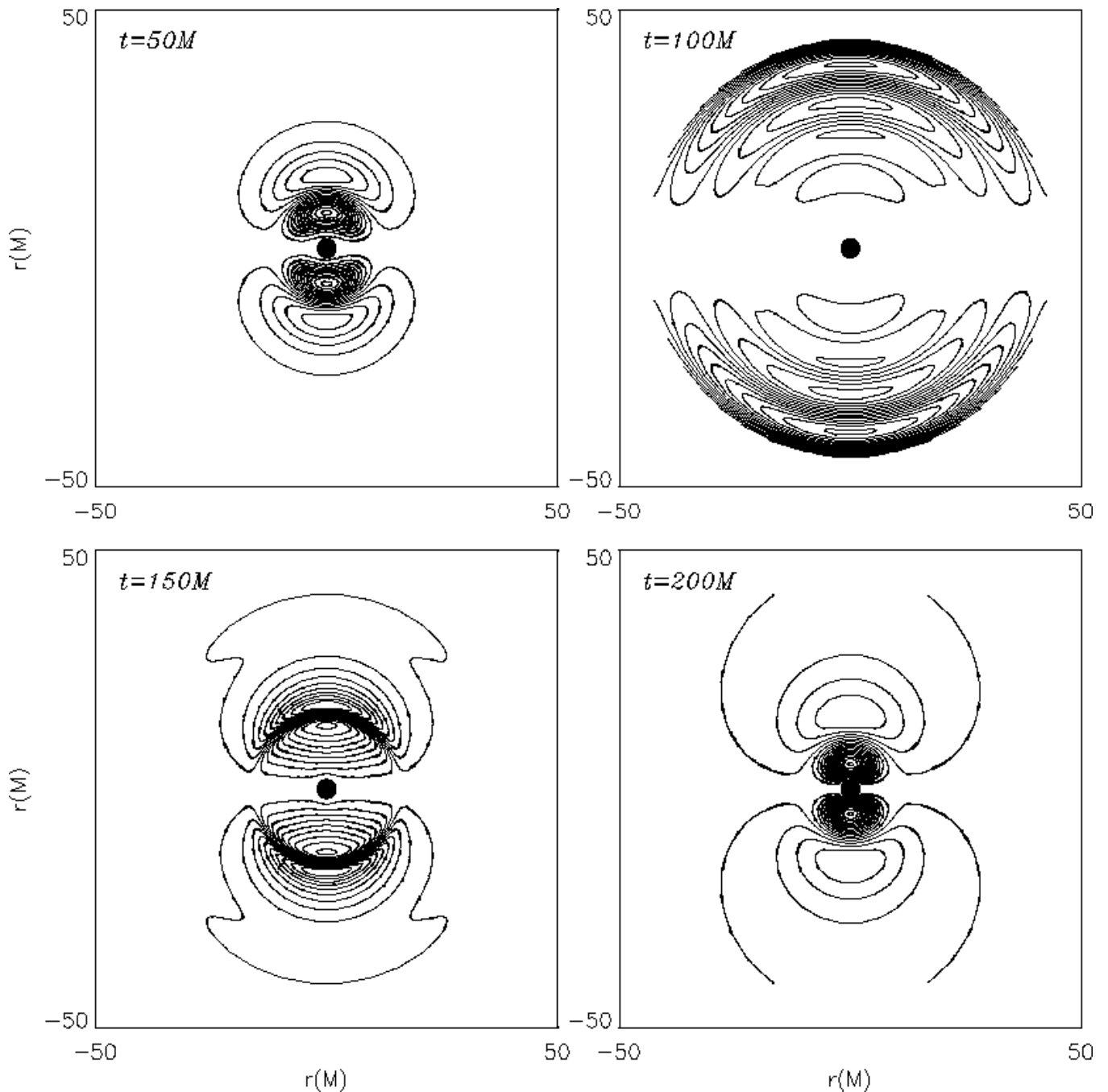


FIG. 6. Spatial snapshots of wave profiles for a typical accretion event (part 1). The panels can be thought of as horizontal slices of the left column in Fig. 5, restoring one suppressed dimension at the corresponding time levels. The initial burst and associated ringing are shown at $t = 50M$ and $t = 100M$. At $t = 150M$ those initial features have subsided sufficiently to reveal the quasi-static field surrounding the shell and being dragged with it towards the hole. At $t = 200M$, the density is near the peak of the potential (compare to Fig. 3), and the emission is reaching its climax.

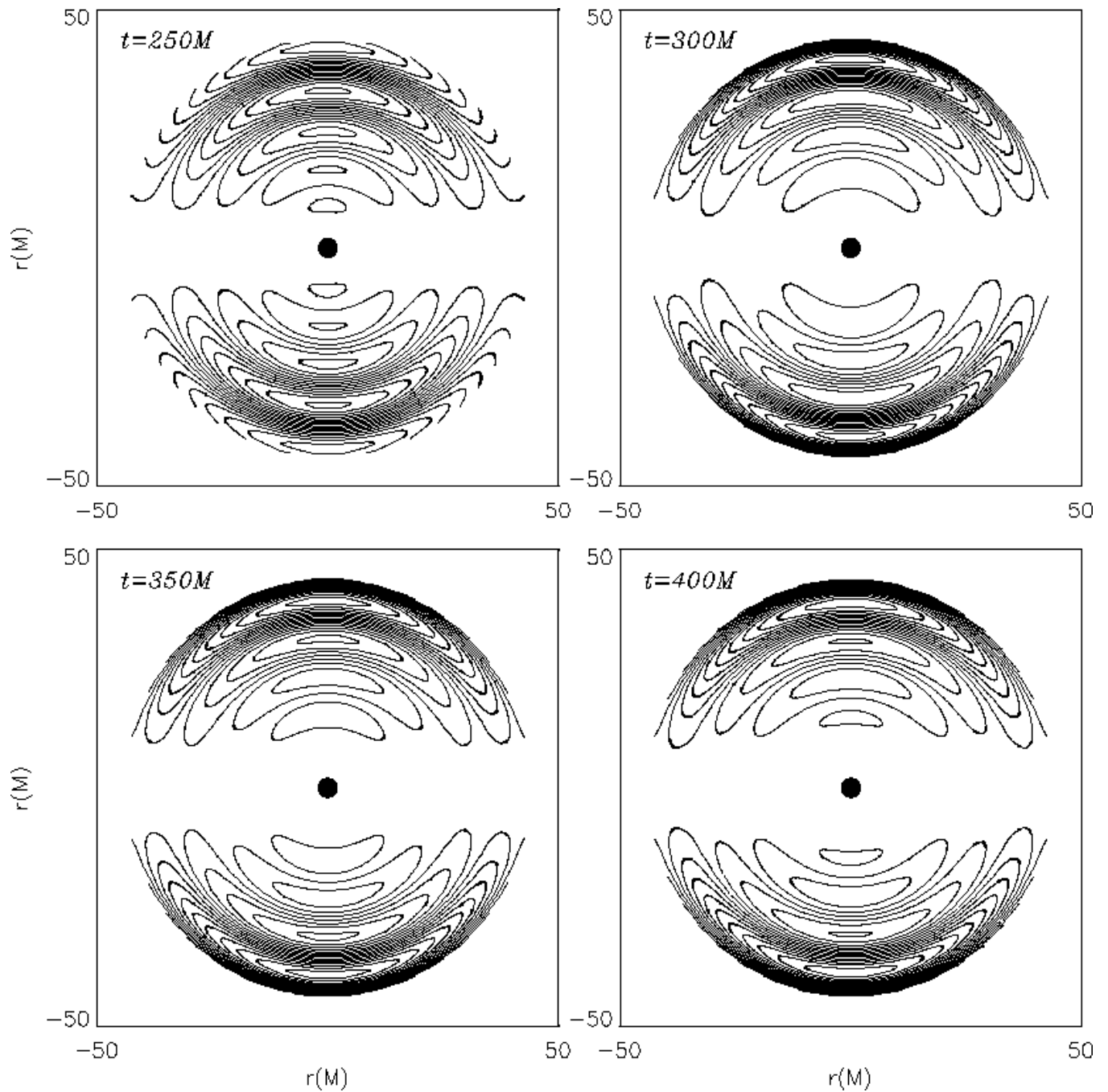


FIG. 7. Spatial snapshots of wave profiles for a typical accretion event (part 2). At $t = 250M$ the excitement is already gone: the remaining evolution through $t = 400M$ only obtains the slow decay of the black hole quasi-normal mode ringing. The black hole returns to its quiescent state.

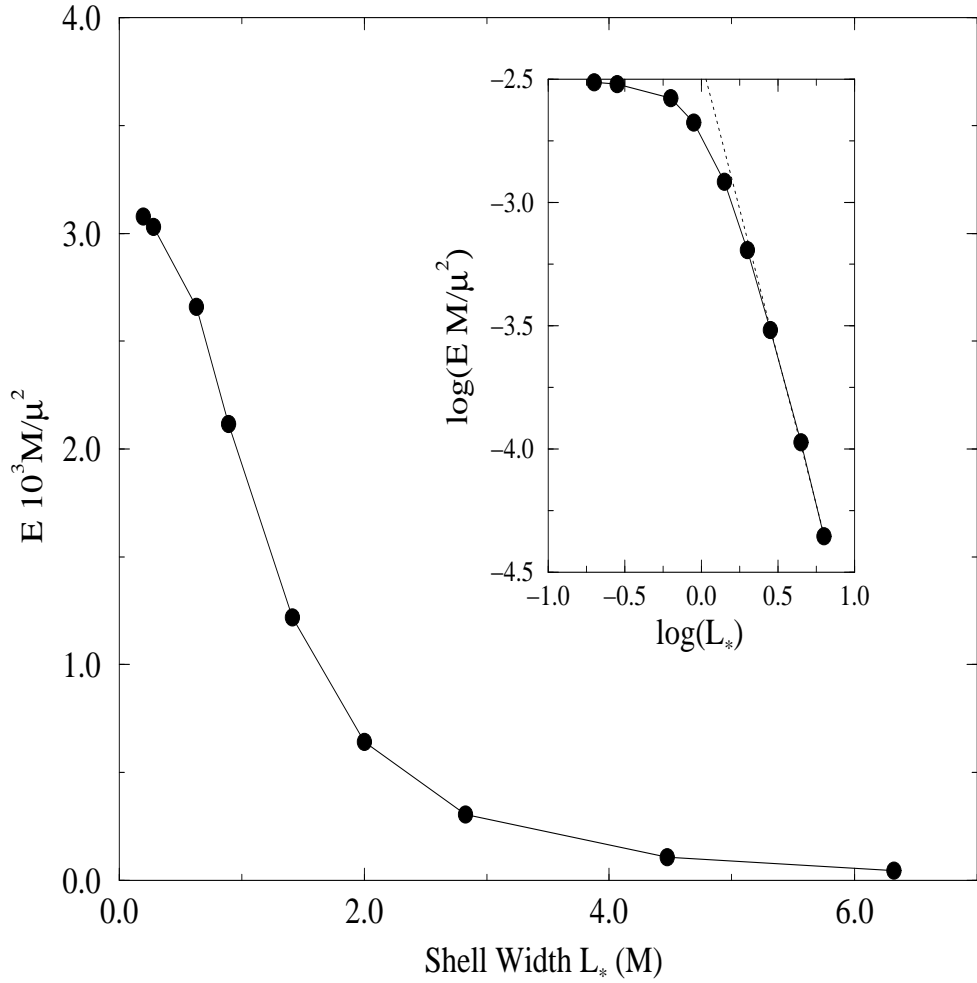


FIG. 8. Emitted energy as a function of the radial width of the infalling shell. More precisely, the energy dependence is shown with respect to the e-folding (proper) radial length for the shell density. All runs are for shells centered around $r_* = 35M$, initially at rest, with the k parameter ranging from 0.1 to 100. The increased efficiency as a function of compactness is evident, and spans several orders of magnitude. In the extended limit the energy is shutting off, apparently as a power law of L_* (see insert). The slope of the power law is fitted well (dashed line) by a value of -2.4 . In the thin shell limit, the energy asymptotes to a finite value which is about a third of the point particle limit.

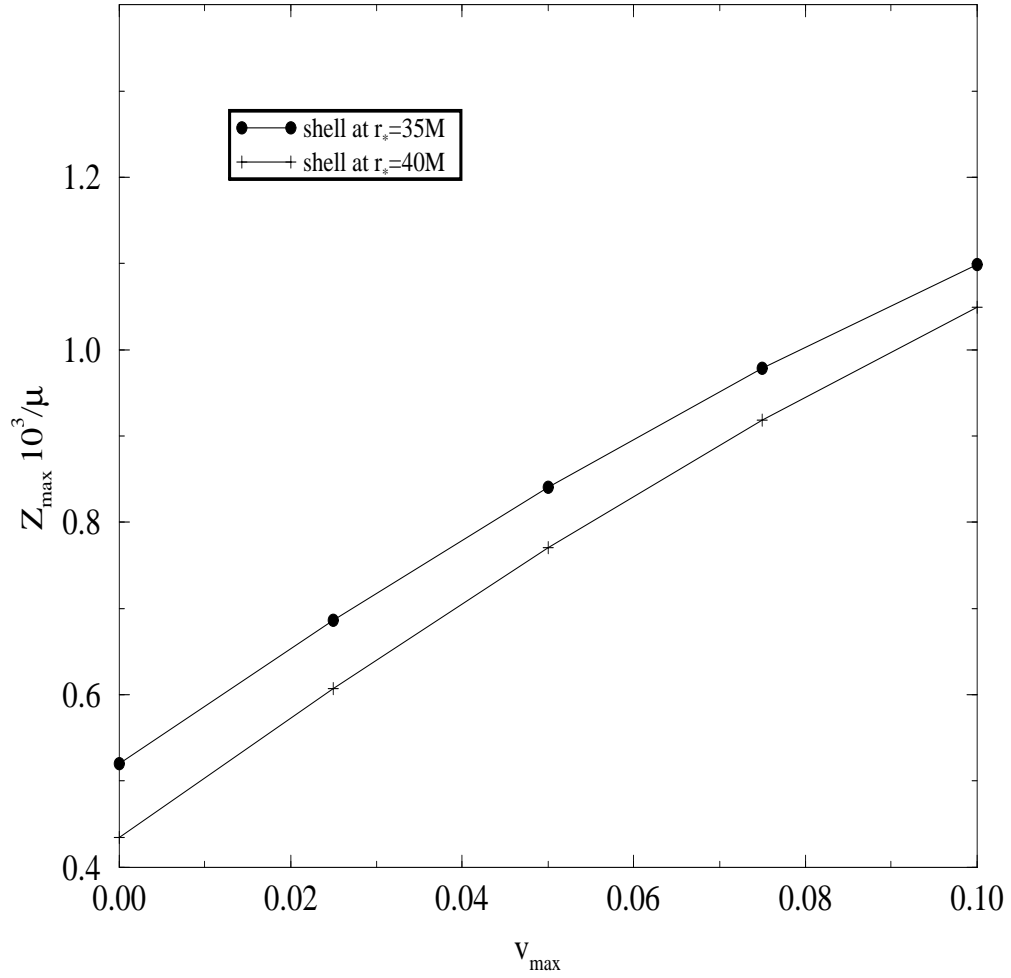


FIG. 9. Emitted energy as a function of the initial velocity of the infalling shell. Shown is the maximum signal amplitude as a function of initial velocity, for velocities up to 0.1 times the speed of light. The infall velocity is seen here to have an important effect on the emission efficiency; the amplitude for the largest initial velocity is more than twice than starting from rest.

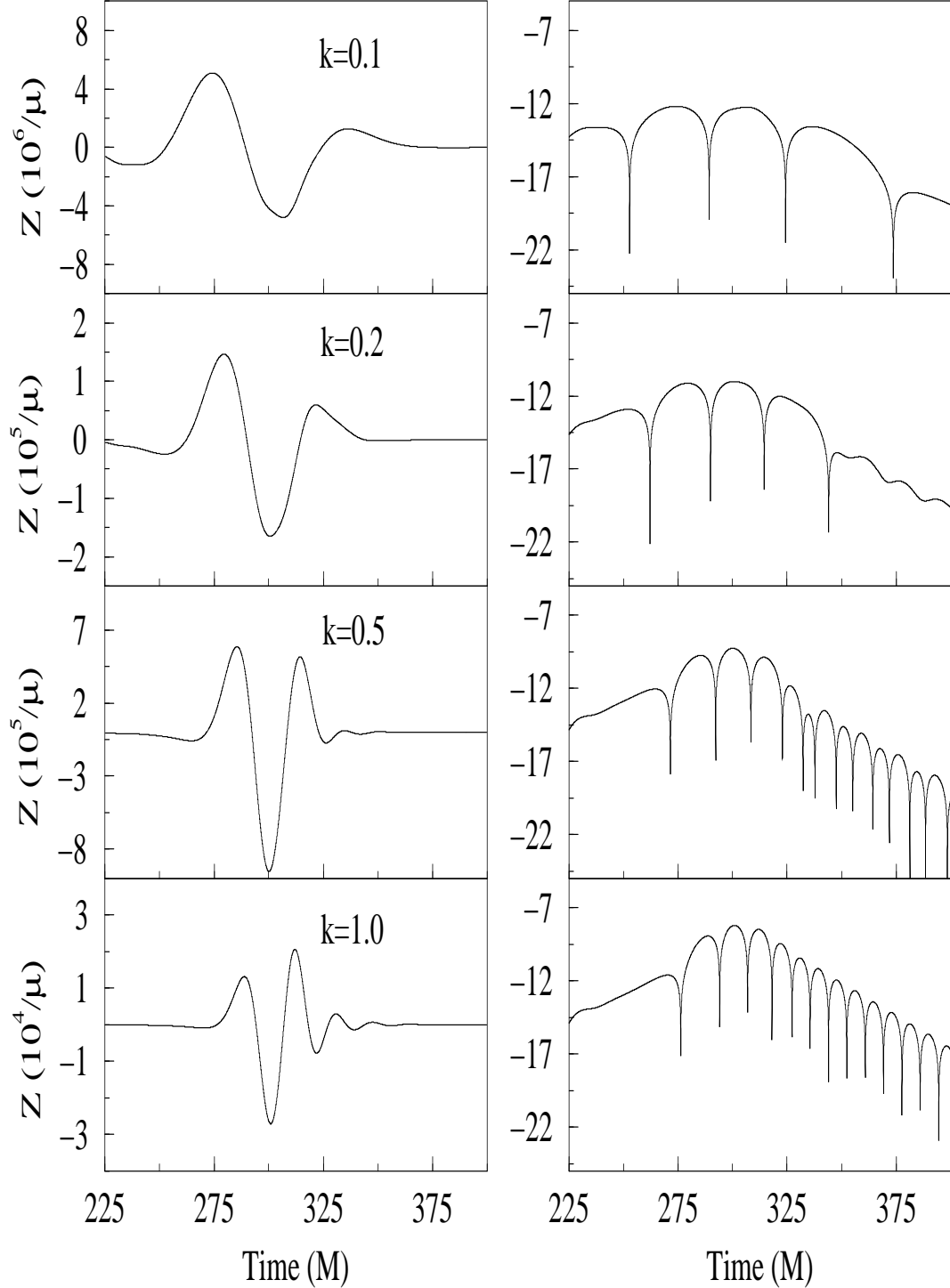


FIG. 10. Excitations of the fundamental ($l=2$) black hole quasi-normal mode, as a function of the infalling shell width. The left column depicts the waveform for four select values of shell width (increasingly thinner shells from top to bottom). The large increase of per unit mass emission is evident. The wavelength of the emission is also increasingly shorter. The right column shows the logarithm of the signal, and brings out the qualitative changes emerging in the thin shell limit. More compact shells are seen to be first marginally (second panel), and then more clearly, exciting the QNM ringing. In the last panel the ringing is QNM frequency is dominant from $t = 315M$ onwards, but it appears that the maximum amplitude is still emitted at a somewhat lower frequency.

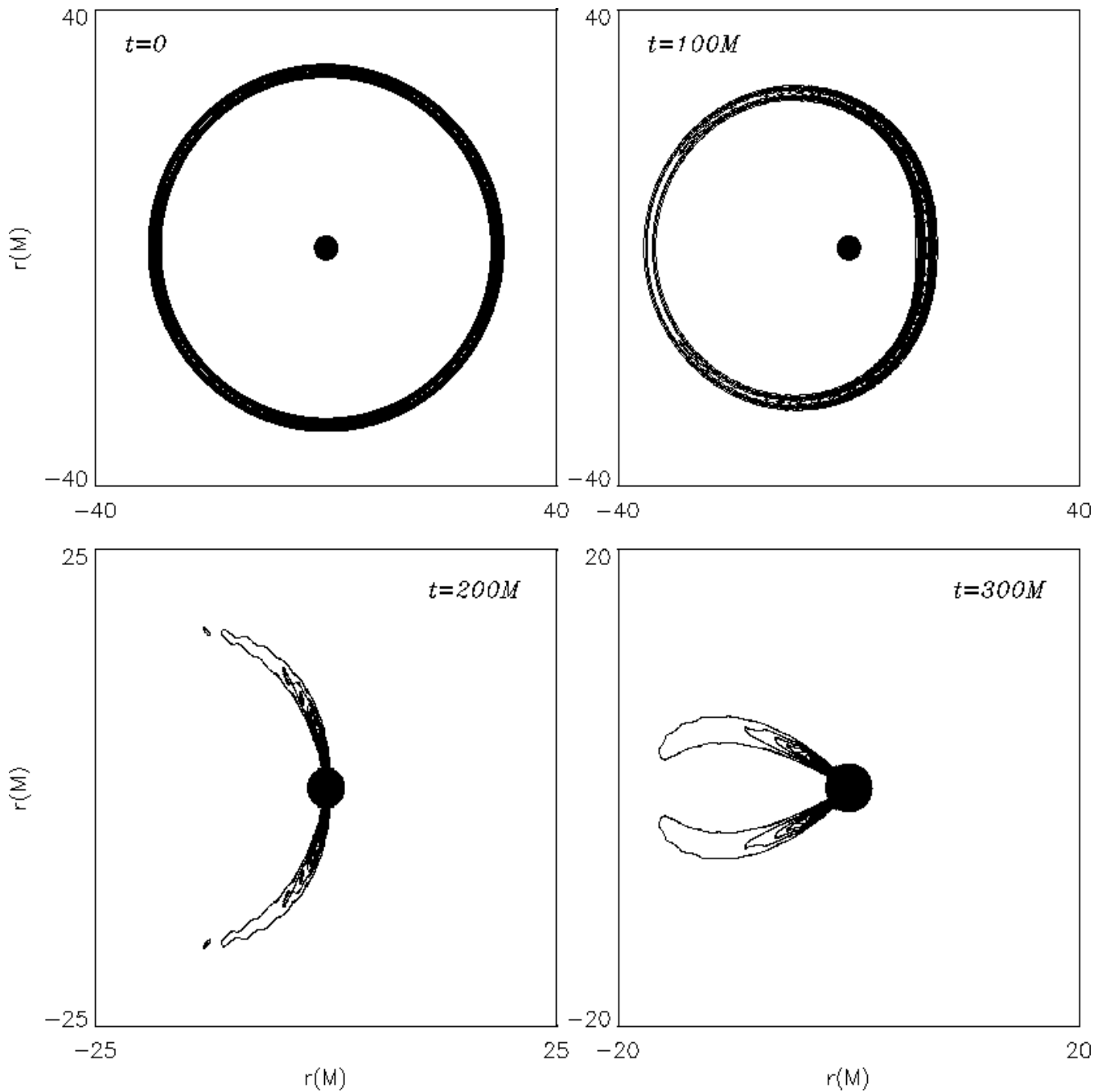


FIG. 11. The density evolution for a shell collapse onto a moving black hole. The hole rushes up the symmetry axis (right side of the panels). By $t = 100M$ the initially spherical shell has been visibly distorted, as parts of it experience increased acceleration due to the proximity to the approaching hole. By $t = 200M$, the hole has gone right through the shell and we can see concentrated accretion to occur at the equatorial plane. At this time most of the gravitational wave emission has occurred. In the final snapshot (at $t = 300M$) we can see the slow accretion of the remaining shell material from the back side of the black hole. The lower panes progressively focus on the inner region. Despite the already astrophysically unlikely kick velocity of $0.1c$, the energy released in this event (as $l = 2$ radiation) is measured to be only $2.9 \times 10^{-4} \mu^2/M$. The waveform is very similar to the bottom panel in Fig. 10

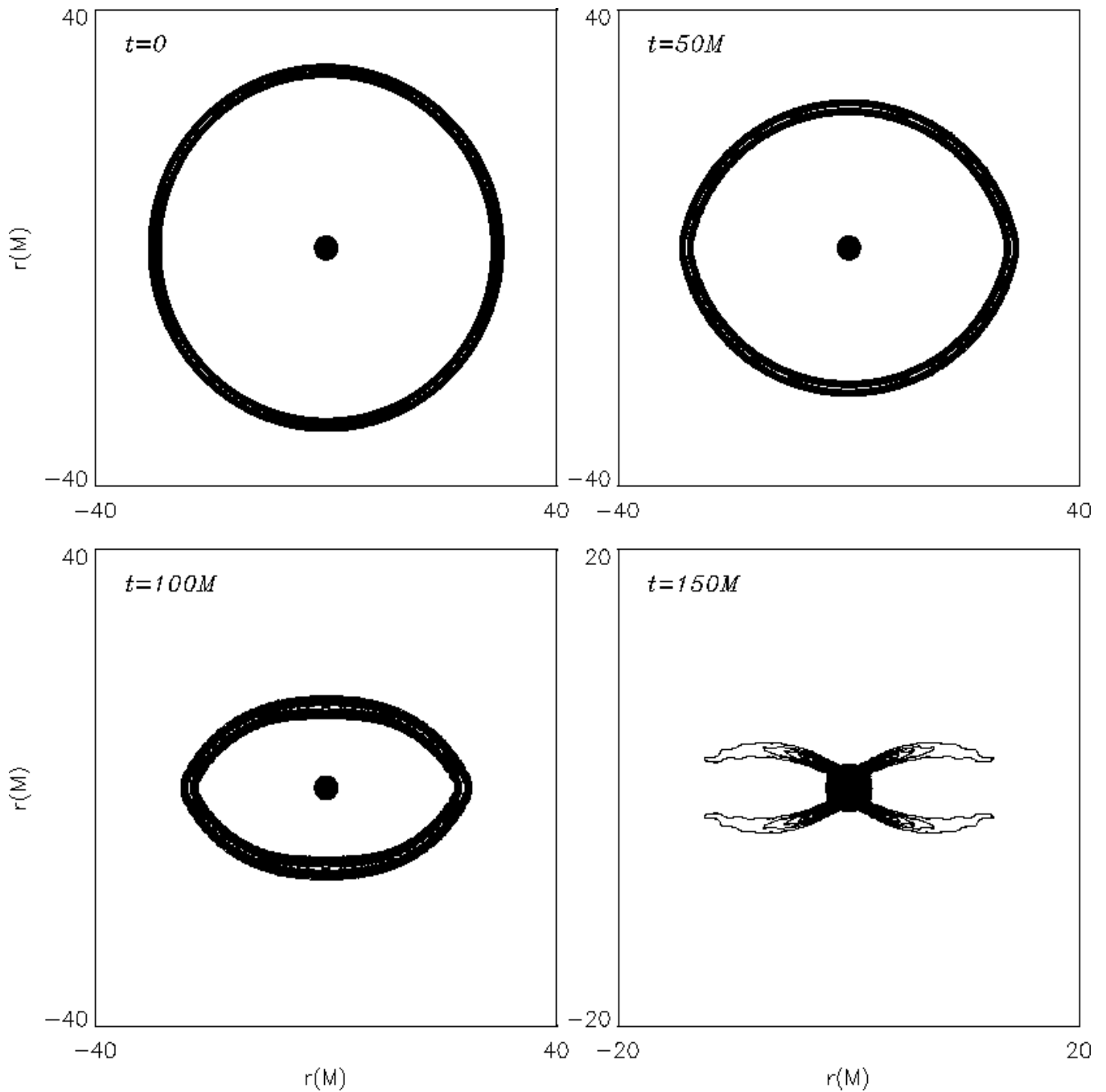


FIG. 12. The density evolution for anisotropic, “pancake”, collapse. The shell collapses onto the black hole with the equatorial region falling in first, while the polar regions accelerate much later. By $t = 150M$ the equatorial zones have accreted; further material keeps falling in from larger latitudes. The energy released here in the quadrupole mode is measured at $2.4 \times 10^{-3} \mu^2/M$, and comes predominantly from the equatorial accretion event.