

# Spectral Broadening of Radiation from Relativistic Collapsing Objects

Valeri P. Frolov\*, Kyungmin Kim<sup>†</sup> and Hyun Kyu Lee\*,<sup>†</sup>

*\*Theoretical Physics Institute,  
Department of Physics, University of Alberta  
Edmonton, AB, Canada, T6G 2J1  
E-mail: frolov@phys.ualberta.ca and*

*<sup>†</sup>Department of Physics and BK21 Division of Advanced Research and Education in Physics,  
Hanyang University, Seoul 133-791, Korea  
E-mail: hyunkyu@hanyang.ac.kr*

(Dated: May 26, 2019)

We discuss light curves and the spectral broadening of the radiation emitted during the finite interval of time by a surface of a collapsing object. We study a simplified model of monochromatic radiations from a spherical surface which is assumed to be falling freely. We discuss the possible way how to infer the physical parameters, such as the mass and radii of the emission, from the light curves and spectral broadenings.

PACS numbers: PACS numbers: 04.40.Dg, 95.85.-e, 97.60.-s

Alberta-Thy-01-07

Light propagating in the vicinity of astrophysical compact objects, like neutron stars and black holes, is affected by a strong gravitational field. It has been demonstrated that the general relativistic effects might be important for understanding the features of the radiation coming from the neutron star like objects [1]-[3]. The major effects due to the strong gravity are gravitational red shifts and bending of light rays, which give a visible impact on the form of the signal from the compact objects. For the black hole the strong gravitational effect is evident. The line broadening of X-ray observed by the ASCA satellite can be explained by the strong gravitational effect on the lights emitted from the accretion disk located near to the central black hole [4].

Astrophysical black holes are formed as a result of the gravitational collapse of massive stars [5]. The radiation emitted by a collapsing objects is affected by the strong gravity. The gravity effects on the continuous emission from a collapsing surface have been studied assuming that the radiation comes only from the (free-falling) spherical surface of the star [6, 7, 8]. Recently the light curves from a collapsing surface has been discussed in a slightly different set up [9] assuming that the radiation emitted from the surface of a collapsing spherically symmetric stellar object has a profile of a sharp in time pulse. Such radiation may occur during the collapse of a star when its matter density becomes much higher than the nuclear density. Under these conditions hadronic phase transitions are expected [10] which may result in sharp-in-time emission of massless particles (photons and neutrino) [11].

In this work, we consider how the gravitational field of a collapsing star affects such radiation. Namely we calculate light curves and spectrum of this radiation as seen by a distant observer. As in the previous work [9], we adopt a simplified model of a freely falling spherical surface and assume that the radiation is originally

monochromatic, but instead of instant radiation, we focus on the observable properties of the radiation emitted during the finite interval of time. The goal of this study is to analyze how one can extract information about the characteristics of a collapsing object (its mass and the radius) from the observed spectra and light curves.

In the adopted simplified approach, a photon propagates to the observer at infinity in the background of Schwarzschild metric

$$ds^2 = -f dt^2 + f^{-1} dr^2 + r^2 d\Omega, \quad (1)$$

where  $f = f(r) = 1 - 2M/r$  and  $M$  is the mass of the collapsing object. We adopt the natural units,  $c = G = \hbar = 1$ . And the surface follows a radial geodesic in the Schwarzschild geometry [6, 9, 12, 13].

Denote by  $\tau$  the proper time as measured by an observer comoving with the collapsing surface. We suppose that the collapse starts at  $\tau = 0$  and the initial surface radius is  $R_0$ . We denote a Schwarzschild time by  $t^{(e)}(\tau)$  and take  $t^{(e)}(\tau = 0) = 0$ .

The four-velocity of the collapsing surface is  $v^\mu = (dt^{(e)}/d\tau, dR/d\tau, 0, 0)$ . We denote by  $v_I$  the invariant radial velocity which measures the proper length change as measured by the proper time of the observer at rest at a given radius. One has  $v_I = f^{-1}(R) \frac{dR}{dt}$ ,  $|v_I| \leq 1$ . For a freely falling surface with the initial radius  $R_0$ , the invariant velocity at the moment when its radius is  $R$  is given by

$$v_I = -\sqrt{\frac{2M}{R}} \frac{\sqrt{1 - R/R_0}}{\sqrt{1 - 2M/R_0}}. \quad (2)$$

Denote by  $p^\mu = (p^t, p^r, p^\theta, 0)$  the 4-momentum of a photon, then  $E = -p_t$  (the energy at infinity) and  $L = p_\theta$  (the angular momentum) are constants of motion. Instead of the angular momentum  $L$  we shall use the impact parameter defined by  $l = L/E$ . The

radial momentum  $p^r$  is given by  $p^r = \sigma EZ$ , where  $Z = Z(l, r) = \sqrt{1 - l^2 f(r)/r^2}$ . Here and later  $\sigma$  denotes a sign function which takes the values  $+$  and  $-$  for a forward ( $p_r > 0$ ) and backward ( $p_r < 0$ ) emission, respectively.

For a photon emitted at the radius  $R$  and propagating to the infinity there exists an upper limit for the impact parameter  $l_{max} = R/\sqrt{f(R)}$ . Since the matter inside the surface is supposed to be opaque, it is natural to consider only the light emitted with the emission angle,  $\beta$ , as measured by an observer comoving with the surface, should not be larger than  $\pi/2$ .  $\beta = \pi/2$  corresponds to the tangentially emitted photon, with respect to a comoving observer, with an impact parameter  $l = l_T$ . It is only possible for a backward ray.  $l_T$  is determined by the condition  $Z = -v_I$  and is equal to  $l_T = R/\sqrt{1 - 2M/R_0}$ . In this work we consider, for a photon which reaches the infinity, the ranges of an impact parameter to be  $0 \leq l \leq l_{max}$  and  $l_T \leq l \leq l_{max}$  for a forward and backward emission, respectively. In this work we consider only  $R > 3\sqrt{3}\sqrt{1 - 2M/R_0}M$ . A discussion of the allowed ranges of the impact parameter for the smaller radius up to  $R \sim 2M$ , can be found in [6] and [7].

The kinematics of the light rays are characterized not only by the impact parameter,  $l$ , but also by the bending angle,  $\Theta$ . The bending angle is identified as the angle of the emission region on the spherical surface of radius  $R$ . We put the angle  $\Theta$  in the direction to an observer at infinity to be equal to zero,  $\Theta^{(o)} = 0$ . Consider a null ray which is emitted by the collapsing surface when its radius is  $R$  and which reaches the distant observer. Suppose its impact parameter is  $l$ . Then such a ray is emitted by the collapsing surface from the region at the angle  $\Theta$ .

For a forward emission this bending angle is determined by  $l$  and  $R$  as

$$\Theta(l, R) = l \int_R^\infty \frac{dr}{r^2 Z(l, r)}. \quad (3)$$

For a backward-emission a photon before it reaches the infinity should pass through a turning point,  $r_t < R$ , which is determined by  $Z(l, r_t) = 0$ , or  $r_t^2/(1 - 2M/r_t) = l^2$ . One can see that, for  $l = l_{max} \equiv R^2/(1 - 2M/R)$ ,  $r_t = R$  as expected. Then we get  $\Theta_-^{(e)} = 2\Theta(l, r_t) - \Theta(l, R)$ . Because of the gravity, the angle of emission region for a tangentially emitted photon,  $\Theta(l_T, R)$ , is greater than  $\pi/2$ , which indicates that a distant observer can see a part of opposite side of the spherical surface.

Let  $p_\mu^{(e)}$  be 4-momentum of a photon emitted by a collapsing surface which has 4-velocity  $v^{(e)\mu}$ . Then  $\nu^{(e)} = -p_\mu^{(e)}v^{(e)\mu}$  is the frequency of the photon as measured by a comoving to the surface observer. Since an observer at infinity is at rest, its 4-velocity is  $v^{(o)\mu} = \delta_0^\mu$  and the observed frequency of the photon is  $\nu^{(o)} = -p_\mu^{(o)}v^{(o)\mu}$ , where  $p_\mu^{(o)}$  is the 4-momentum of the photon at infinity. For a given ray, the redshift factor  $\Phi$  is defined as the ratio of the emitted frequency  $\nu^{(e)}$  to the observed at in-

finitly frequency  $\nu^{(o)}$ :  $\Phi = \nu^{(e)}/\nu^{(o)}$ . For a ray with the impact parameter  $l$  emitted from the freely-falling surface (2) when its radius is  $R$  one has

$$\Phi_\sigma(l, R) = \frac{1 - \sigma v_I Z(l, R)}{\sqrt{f} \sqrt{1 - v_I^2}}. \quad (4)$$

The first ray reaching the distant observer is the ray with  $l = 0$  emitted at the moment when it has the radius  $R_i$ . We take it as a reference ray and practically we measure the arrival time difference with respect to the reference ray. We consider a null ray with the impact parameter  $l$  emitted from the collapsing surface at the moment  $\tau$  when it has the radius  $R(\tau)$ ,  $R_i \leq R(\tau) \leq R_f$ . For the forward ray the arrival time difference from the first ray emitted at the moment of  $\tau_i$  with the radius  $R_i$  is given by the following expression

$$\Delta t_+(l; \tau, \tau_i) = t^{(e)}(\tau) - t^{(e)}(\tau_i) + T(l, R(\tau)) + R_i - R(\tau) + 2M \ln \frac{R_i - 2M}{R(\tau) - 2M}, \quad (5)$$

$$T(l, R) \equiv \int_R^\infty \frac{dr}{f(r)} \left[ \frac{1}{Z(l, r)} - 1 \right]. \quad (6)$$

Similarly for the backward ray one has

$$\Delta t_-(l; \tau, \tau_i) = t^{(e)}(\tau) - t^{(e)}(\tau_i) + 2T(l, r_t) - T(l, R(\tau)) + R_i + R(\tau) - 2r_t + 2M \ln \frac{(R(\tau) - 2M)(R_i - 2M)}{(r_t - 2M)^2}. \quad (7)$$

The integrals for  $\Theta$  and  $T$ , Eq. (3) and Eq. (6) respectively, can be expressed in terms of the elliptic functions. However, for practical calculations it is very convenient to use the analytical approximations for these quantities in terms of simple elementary functions [9, 14].

Consider a light ray with the impact parameter  $l$  emitted from the collapsing surface at the moment of the proper time  $\tau$ , and let  $t$  be the time when it reaches a distant observer at  $r_0$ . In Fig. 1, we denote a set of points of emission  $(R, \Theta)$  with same arrival time  $\delta$  as dotted lines. The flux [9] as measured by a distant observer at time  $t$  can be written as an integral over the proper time,  $\tau$ :

$$F^{(o)}(t) = \frac{2\pi}{r_0^2} \int d\tau l \left| \frac{dl}{d\tau} \right| \Phi^{-4} I_{\nu_e}^{(e)}(l, \tau), \quad (8)$$

where  $I_{\nu_e}^{(e)}(l, \tau)$  is the intensity of the monochromatic emission with frequency  $\nu_e$ .

For a finite-duration monochromatic emission in this work, we take a simple form of the intensity given by

$$I^{(e)}(l, \tau) = f(\tau) \mathcal{I}^{(e)}(l), \quad (9)$$

where we take  $f(\tau) = 1$  for  $\tau_i \leq \tau \leq \tau_f$  and  $f(\tau) = 0$  otherwise. We can simplify the situation further by assuming the isotropic emission:  $\mathcal{I}^{(e)}(l) = \mathcal{I}^{(e)}$ . Then we get for the observed flux

$$F_{\nu_e}^{(o)}(t) = \frac{2\pi \mathcal{I}^{(e)}}{r_0^2} \int d\tau f(\tau) l \left| \frac{dl}{d\tau} \right| \Phi^{-4}, \quad (10)$$

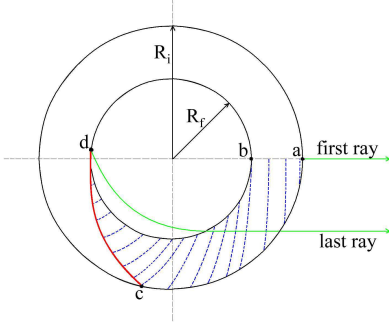


FIG. 1: The emission points for the same arrival time parameter. The solid line are the points where the last tangential ray for each  $R$  is emitted. 'a' and 'b' denote the points of the first lights with  $l = 0$  from  $R_i$  and  $R_f$  respectively. 'c' denotes where the light is emitted tangentially from  $R_i$ . 'd' is the point from which the last ray is emitted from  $R_f$ .

where subscript  $\nu_e$  denotes the light curve from the monochromatic radiation with frequency,  $\nu_e$ . The integration over  $\tau$  for a given  $t$  is equivalent to the integration along the dotted line in Fig. 1 for the same arrival time difference. The duration of the observed light,  $\Delta t$ , is determined by the difference between the arrival time of the last ray from  $R_f$  with the impact parameter  $l = l_T$  and the arrival time of the first ray from  $R_i$  with  $l = 0$ :

$$\begin{aligned} \Delta t \equiv & \Delta t_-(l_T, \tau_f, \tau_i) = t^{(e)}(\tau_f) - t^{(e)}(\tau_i) \\ & + 2T(l_T, r_t) - T(l_T, R(\tau)) + R_i + R(\tau_f) \\ & - 2r_t + 2M \ln \frac{(R(\tau_f) - 2M)(R_i - 2M)}{(r_t - 2M)^2}, \end{aligned} \quad (11)$$

where  $r_t$  is the turning point for the ray emitted tangentially at the surface of  $R_f$ . In what follows it is convenient to use a time parameter  $\delta$ , which is a normalized arrival time difference defined as  $\delta \equiv \Delta t_{\pm}/\Delta t$ . The time parameter changes in the interval  $[0, 1]$ . For a given radius  $R$ , the time parameter for forwardly emitted light increases as  $l$  increases from  $l = 0$  to  $l_{max}(R)$ . The backward emission starts with  $l_{max}(R)$  and ends at  $l_T(R)$  and the time parameter for a backward emission is increasing as  $l$  changes from  $l_{max}(R)$  to  $l_T(R)$ .

The first ray emitted from  $R_i$  with  $l = 0$  arrives at  $\delta = 0$ . The first ray from the final emitting surface  $R_f$  with  $l = 0$  arrives at the time  $\delta_f$ . For  $0 < \delta \leq \delta_f$ , the flux observed by a distant observer at  $\delta$  consists of the contributions not only from the radius  $R_i$  but also from the smaller radii as shown in Fig. 1. At the time of  $\delta_f$ , the distant observer begins to see the contributions from all radii,  $R_i \leq R \leq R_f$ , until  $\delta_T$ . After  $\delta_T$ , which corresponds to the arrival of the last ray from  $R_i$ , the contribution of the radius larger than  $R_f$  disappear in a sequential order starting from  $R_i$ . Then it is natural to expect the maximum flux in between  $\delta_f$  and  $\delta_T$ .

As an example we calculate the observable flux from

the collapsing surface, which starts collapsing at  $R_0 = 9.0M$  and starts emitting at  $R_i = 6.0M$  and stops emitting at  $R_f = 4.6$ , as shown in Fig. 1. We use the analytic approximation developed in [9] for calculating the arrival time differences,  $l|dl/d\tau|$  and bending angles. The ar-

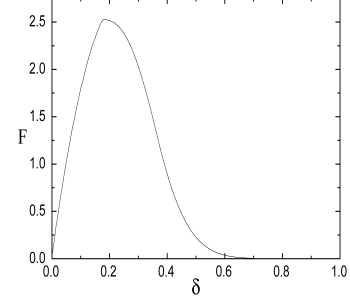


FIG. 2: The flux from  $R_i = 6.0$  through  $R_f = 4.6$  in arbitrary unit. The horizontal axis is the normalized arrival time  $\delta$ .

rival time difference between the first ray and the last ray is calculated to be  $\Delta t = 42.0M$ , while the corresponding proper time interval is  $\Delta\tau = 3.6M$ . The invariant velocities are  $v_I = -0.38$  and  $-0.52$  for  $R_i$  and  $R_f$  respectively. The first ray from the last surface,  $R_f$ , arrives at  $\delta_f = 0.17$  and the last ray from the first surface,  $R_i$ , at  $\delta_T = 0.37$ . One can see in Fig. 2 that the maximum of the flux is observed around  $\delta \sim 0.2$  as discussed above.

Now the discussion of the red shift of the light ray observed by a distant observer is in order. Except the fluxes of  $\delta = 0$  and  $\delta = 1$ , the fluxes observed have contributions from different rays depending on  $R$  and  $l$  as shown in Fig. 1. The lights arrived at the time of  $\delta$  consists of rays of different red shift factors. Hence the spectral broadening of the monochromatic radiation is expected as a function of arrival time. It is known that the red shift factor of the last ray ( $l = l_T$ ) for a freely falling surface does not depend on the radius of radiation but depends only on the initial radius  $R_0$  [9]:

$$\Phi(R, l_T) = \frac{1}{\sqrt{1 - 2M/R_0}}. \quad (12)$$

The red shift factors for  $R = 6.0, 5.3$  and  $4.6$  are calculated explicitly in Fig. 3. One can see that the red shift factors for  $l = l_T$ , are the same as expected:  $\Phi(R, l_T) = 1.13$ , which is the minimum value of the red shift factor denoted by  $\Phi_{min}$ .

In Fig. 4, the broadening of redshift factors are calculated for given time parameters,  $\delta$ . The redshift factor of the first light from a in Fig. 1 is given by  $\Phi_0 \equiv \Phi(R = 6.0M, l = 0) = 1.82$  in Fig. 3. The maximum red shift occurs for the ray from b in Fig. 1 on the last emitting surface,  $R_f$ , with  $l = 0$ , which arrives at the distant observer at  $\delta_f = 0.18$ . Therefore the maximum redshift factor,  $\Phi_{max} \equiv \Phi(R = 4.6, l = 0) = 2.36$  in Fig. 3, appears in the spectral broadening at  $\delta_f$  in

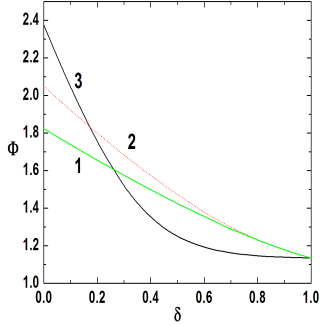


FIG. 3: The redshift factors for the radiation emitted from  $R = 6.0, 5.3$  and  $4.6$  respectively. Arrival time differences are those from sharp-in-time pulses [9].

Fig. 4. From  $\delta_T = 0.37$  to  $\delta = 1$ , the distant observer receives the last rays, which are emitted tangentially for given radii, with the same redshift factor,  $\Phi_{min}$ . Hence the spectral broadening for  $\delta_T \leq \delta \leq 1$  has a minimum value of  $\Phi_{min}$  as shown in Fig. 4.

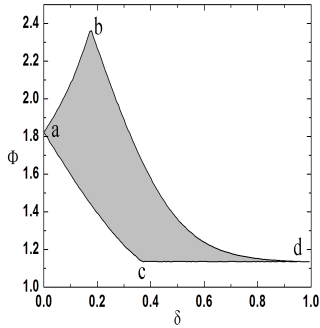


FIG. 4: The broadening of red shift factors. 'a,b,c,d' are those in Fig. 1

In this work, the physical parameters characterizing the collapsing surface are the mass  $M$ , initial radius,  $R_0$ , the initial and final radiation emitting radii,  $R_i$  and  $R_f$ , and the frequency of the emitted photon,  $\nu^{(e)}$ . If the observations of the spectral components of the arriv-

ing lights can be accurate enough then we can resolve  $\Phi_0, \Phi_{max}$  and  $\Phi_T$  as well as  $\delta_f$  and  $\delta_T$  as in Fig.4. However without knowing the original frequency,  $\Phi_0, \Phi_{max}$  and  $\Phi_T$  cannot be determined from the observations. If it is possible to determine the frequency of the last ray,  $\nu_{last}^{(o)}$ , with sufficient accuracy, then the phase factor can be normalized by  $\Phi_T$ :  $\tilde{\Phi} = \Phi/\Phi_T = \nu^{(o)}/\nu_{last}^{(o)}$ . Hence effectively we have two characteristic values for the red shift factor,  $\tilde{\Phi}_0$  and  $\tilde{\Phi}_{max}$ . Since these are expressed by the ratio of the radii to the mass, we denote the characteristic radii in the unit of  $M$ :  $\tilde{R}_0 = R_0/M$ ,  $\tilde{R}_i = R_i/M$  and  $\tilde{R}_f = R_f/M$ . The normalized arrival time difference is also a function of  $\tilde{R}$ . The observed values of characteristic arrival time differences,  $\delta_f$  and  $\delta_T$ , together with  $\tilde{\Phi}_0$  and  $\tilde{\Phi}_{max}$ , can provide enough information to determine  $\tilde{R}_0, \tilde{R}_i$  and  $\tilde{R}_f$ . Once we know  $\tilde{R}_0$  we can infer the original frequency of emission using Eq.(3). Then the mass of the collapsing object can be inferred from the observed value of  $\Delta t$  to complete the determination of the physical characteristics of the collapsing object.

In summary, we discuss in this work the light curves and the spectral broadening of the radiation emitted from a surface of a collapsing object. We demonstrate that the spectral broadening occurs when the radiation from the collapsing surface takes place during a finite duration of time. It is because of the variance of the frequency shifts of the light rays subjected to the gravitational redshift and the Doppler shift of the collapsing surface. In a simplified model of monochromatic radiations from a freely falling spherical surface, we discuss the possible way how to infer the physical parameters, the mass, the radii of the emission and the frequency of the radiation from the light curves and spectral broadenings.

The work of V.F. was supported by NSERC and the Kilam Trust. HKL thanks Valeri Frolov for the kind hospitality during his visit to University of Alberta. HKL was supported by grant No. (R01-2006-000-10651-0) from the Basic Research Program of the Korea Science & Engineering Foundation. A part of this work has been done during the APCTP-TPI Meeting on *Gravity, Cosmology, and Astrophysics II*, Dec 18-23, 2006, Edmonton, Canada.

[1] K.R. Pechenick, C.Ftaclas and J.M. Cohen, ApJ 274,846-857(1983)  
[2] D.A. Leahy and L. Li, MNRAS 277, 117(1995)  
[3] A. Beloborodov, Astrophys. J. 566, L85 (2002)  
[4] Y. Tanaka et al., Nature 375, 659(1995)  
[5] T.W. Baumgarte, H-T Janka, W. Keil, S.L. Shapiro and S.A. Teukolsky, ApJ 468, 823(1996)  
[6] W.L. Ames and K.Thorne, ApJ, 151, 659-670(1968)  
[7] J. Jaffe, Ann. Physics 55, 374-390(1969)  
[8] K. Lake and R.C. Roeder, ApJ 232, 277-281(1979)  
[9] V. Frolov and H.K. Lee, Phys. Rev. D.71, 044002(2005)

[10] T. Schafer, hep-ph/0304281  
[11] J.M. Lattimer and M. Prakash, ApJ 550, 426(2001); C. Vogt, R. Rapp and R. Ouyed, Nul. Phys. A 735, 543(2004)  
[12] R. Oppenheimer and H. Snyder, Phys. Rev. 56, 455(1939)  
[13] S. Shapiro, ApJ 472, 308-326(1996)  
[14] P. Connell and V. Frolov, "Ray-tracing in four and higher dimensional black holes: An analytical approximation", Preprint Thy-19-06 (2006).