

The cosmological gravitational wave background from primordial density perturbations

Kishore N. Ananda¹, Chris Clarkson^{1,2} and David Wands¹

¹ *Institute of Cosmology and Gravitation, University of Portsmouth,
Mercantile House, Portsmouth PO1 2EG, United Kingdom*

² *Cosmology and Gravity Group, Department of Mathematics and Applied Mathematics,
University of Cape Town, Rondebosch 7701, Cape Town, South Africa*

Email: kishore.ananda@port.ac.uk, chris.clarkson@uct.ac.za, david.wands@port.ac.uk

(Dated: November 26, 2024)

We discuss the gravitational wave background generated by primordial density perturbations evolving during the radiation era. At second-order in a perturbative expansion, density fluctuations produce gravitational waves. We calculate the power spectra of gravitational waves from this mechanism, and show that, in principle, future gravitational wave detectors could be used to constrain the primordial power spectrum on scales vastly different from those currently being probed by large-scale structure. As examples we compute the gravitational wave background generated by both a power-law spectrum on all scales, and a delta-function power spectrum on a single scale.

I. INTRODUCTION

Gravitational waves are an inevitable, yet still elusive, consequence of Einstein's theory of general relativity that will be tested and, we hope, revealed by upcoming experiments. Linear perturbations about a cosmological metric include transverse and trace-free modes (tensor modes) that propagate independently of conventional matter perturbations at first order - i.e., gravitational waves. During an inflationary expansion in the very early universe large scale (super-Hubble scale) tensor modes will be generated from initial quantum fluctuations on small scales [1–3]. But the amplitude depends on the energy scale of inflation and may be unobservably small if inflation occurs much below the GUT scale [4].

On the other hand primordial density perturbations, and their associated scalar metric perturbations, do exist and these will inevitably generate a cosmological background of gravitational waves at second order through mode coupling [5–10]. Given the detailed information we now have about the primordial density perturbations on a range of cosmological scales, it is now timely to consider the amplitude and distribution of tensor (and vector) modes that will be generated at second order.

The observed Gaussian distribution of the primordial density perturbations will generate second-order modes, which will have a χ^2 -distribution, unlike any first-order gravitational waves from inflation. Given the observed primordial power spectrum of scalar perturbations on large scales, of order 10^{-9} [11], one would expect the power spectrum of second-order metric perturbations to be of order 10^{-18} in the radiation dominated era. But this naive expectation needs to be tested against a full second-order calculation. To our knowledge this has not previously been done. Recently the effect on the cosmic microwave background (CMB) of second-order gravitational waves generated on very large scales was investigated by Mollerach *et al* [12] but these modes enter the Hubble scale after matter-radiation equality. We will consider much smaller scale modes that enter the Hub-

ble scale during the primordial radiation-dominated era and may be relevant for direct detection by gravitational wave experiments.

Moreover, the generation of gravitational waves from primordial density perturbations on smaller scales, not directly probed by astronomical observations, could be used in the same way that primordial black hole formation has previously been used to constrain overdensities on these scales [13]. Recently Easther and Lim [14] (see also Ref.[15–17]) have suggested that large density inhomogeneities on sub-Hubble scales during preheating at the end of inflation could generate a gravitational wave background that might be detectable by future gravitational wave experiments such as Advanced LIGO [18].

In this paper we present the second-order evolution equation for gravitational waves generated from terms quadratic in the first-order matter and metric perturbations. In section II we present the field equations for the background Friedmann-Lemaître-Robertson-Walker (FLRW) metric and first-order perturbations, giving the standard solutions in terms of the Bardeen metric potential during the primordial radiation-dominated era. In section III we present the second-order evolution equation for gravitational waves driven by a source which is quadratic in the first-order scalar perturbations. We use the first-order constraint equations to eliminate the matter perturbations and write this evolution equation solely in terms of the Bardeen potentials and their derivatives. Finally we present solutions to the second-order gravitational wave equation using a Green function method. We calculate the power spectrum of the gravitational waves generated first by a delta-function spectrum of density perturbations at a particular wavelength, and then by a power-law spectrum for the primordial density perturbations. We conclude by discussing the expected amplitudes of the gravitational waves produced and compare with sensitivities of current and future detectors in section IV.

II. DENSITY FLUCTUATIONS IN THE RADIATION ERA

We will consider perturbations up to second order about a Robertson-Walker background. We decompose the metric as [33]

$$\bar{g}_{\alpha\beta} = g_{\alpha\beta} + \delta g_{\alpha\beta} + \delta^2 g_{\alpha\beta}. \quad (1)$$

As we are considering gravitational waves sourced by first-order scalar perturbations, $\delta g_{\alpha\beta}$ has purely scalar degrees of freedom, while $\delta^2 g_{\alpha\beta}$ has, in general, scalar, vector and tensor modes induced by $\delta g_{\alpha\beta}$. However, we are only investigating second-order tensor modes so will project out any scalar or vector modes at second order; we may therefore consider $\delta^2 g_{\alpha\beta}$ as having purely tensor degrees of freedom. Choosing a longitudinal gauge at first order, we write the metric as

$$\begin{aligned} \bar{g}_{00} &= -a^2 [1 + 2\Phi], & \bar{g}_{0i} &= 0, \\ \bar{g}_{ij} &= a^2 \left[(1 - 2\Phi) \gamma_{ij} + \frac{1}{2} h_{ij} \right]. \end{aligned} \quad (2)$$

Here, Φ is the first-order Bardeen potential, and h_{ij} is the second-order tensor mode. Note that $\gamma^{jk} h_{ij|k} = 0$ and $\gamma^{ij} h_{ij} = 0$.

We assume a spatially flat geometry and a pure radiation background. The scale factor, Hubble rate and energy density evolve as $a = a_0 \left(\frac{\eta}{\eta_0} \right)$, $\mathcal{H} = aH = \eta^{-1}$ and, $\rho \propto \eta^{-4}$, in terms of conformal time η .

At first-order, assuming no anisotropic pressure, the Bardeen potential, for a comoving wavenumber k , satisfies

$$\Phi'' + 3\mathcal{H} (1 + c_s^2) \Phi' + c_s^2 k^2 \Phi = 0, \quad (3)$$

where the speed of sound is $c_s^2 = 1/3$, and a prime denotes a derivative with respect to conformal time. The general solution to this is

$$\begin{aligned} \Phi(\mathbf{k}, \eta) &= \frac{A(\mathbf{k})}{(k\eta)^3} \left[\frac{k\eta}{\sqrt{3}} \cos\left(\frac{k\eta}{\sqrt{3}}\right) - \sin\left(\frac{k\eta}{\sqrt{3}}\right) \right] \\ &+ \frac{B(\mathbf{k})}{(k\eta)^3} \left[\frac{k\eta}{\sqrt{3}} \sin\left(\frac{k\eta}{\sqrt{3}}\right) + \cos\left(\frac{k\eta}{\sqrt{3}}\right) \right]. \end{aligned} \quad (4)$$

This will act as a source for the GW's at second order. At early times, $k\eta \rightarrow 0$ we see that

$$\Phi(\mathbf{k}, \eta) = -\frac{A(\mathbf{k})}{9\sqrt{3}} + \frac{B(\mathbf{k})}{(k\eta)^3}; \quad (5)$$

the second term is the decaying mode which we shall neglect hereafter.

Assuming that the fluctuations are Gaussian, we may write $A(\mathbf{k}) = A(k) \hat{E}(\mathbf{k})$ where the \hat{E} are Gaussian random variables of unit variance which have the property

$$\langle \hat{E}^*(\mathbf{k}_1) \hat{E}(\mathbf{k}_2) \rangle = \delta^3(\mathbf{k}_1 - \mathbf{k}_2). \quad (6)$$

The power spectrum for the scalar perturbation can then be defined as

$$\langle \Phi^*(\mathbf{k}_1) \Phi(\mathbf{k}_2) \rangle = \frac{2\pi^2}{k^3} \delta(\mathbf{k}_1 - \mathbf{k}_2) \mathcal{P}_\Phi(k, \eta), \quad (7)$$

implying that at early times the power spectrum becomes

$$\mathcal{P}_\Phi(k) \simeq A(k)^2 \frac{k^3}{486\pi^2}. \quad (8)$$

The Bardeen potential can be related to the comoving curvature perturbation at early times, giving

$$A(k)^2 \approx \frac{216\pi^2}{k^3} \Delta_{\mathcal{R}}^2(k), \quad (9)$$

where $\Delta_{\mathcal{R}}^2$ is primordial power spectrum for the curvature perturbation \mathcal{R} . Current observations show $\Delta_{\mathcal{R}}^2 \simeq 2 \times 10^{-9}$ at a scale $k_{CMB} = 0.002 \text{Mpc}^{-1}$, and is almost independent of wavenumber on these scales [11].

III. THE INDUCED GRAVITATIONAL WAVES

We now consider the evolution equations for the second order tensor perturbations, h_{ij} , sourced by the scalar density perturbations discussed above.

We will write the Fourier transform of h_{ij} as

$$\begin{aligned} h_{ij}(\mathbf{x}, \eta) &= \frac{1}{(2\pi)^{3/2}} \int d^3k e^{i\mathbf{k}\cdot\mathbf{x}} [h(\mathbf{k}, \eta) q_{ij}(\mathbf{k}) \\ &+ \bar{h}(\mathbf{k}, \eta) \bar{q}_{ij}(\mathbf{k})], \end{aligned} \quad (10)$$

where the two polarization tensors q_{ij} and \bar{q}_{ij} are expressed in terms of the orthonormal basis vectors \mathbf{e} and $\bar{\mathbf{e}}$ orthogonal to \mathbf{k} ,

$$\begin{aligned} q_{ij}(\mathbf{k}) &= \frac{1}{\sqrt{2}} [e_i(\mathbf{k}) e_j(\mathbf{k}) - \bar{e}_i(\mathbf{k}) \bar{e}_j(\mathbf{k})], \\ \bar{q}_{ij}(\mathbf{k}) &= \frac{1}{\sqrt{2}} [e_i(\mathbf{k}) \bar{e}_j(\mathbf{k}) + \bar{e}_i(\mathbf{k}) e_j(\mathbf{k})]. \end{aligned} \quad (11)$$

Thus to extract the transverse, trace-free part of any tensor we project with the operator $\hat{T}_{ij}{}^{lm}$, defined through its action on a two-index tensor

$$\hat{T}_{ij}{}^{lm} \mathcal{S}_{lm} = \int d^3k' \frac{q_{ij}(\mathbf{k}')}{(2\pi)^{3/2}} \int d^3x' \frac{q^{lm}(\mathbf{k}')}{(2\pi)^{3/2}} e^{i\mathbf{k}'\cdot(\mathbf{x}-\mathbf{x}')} \mathcal{S}_{lm}(\mathbf{x}') + \int d^3k' \frac{\bar{q}_{ij}(\mathbf{k}')}{(2\pi)^{3/2}} \int d^3x' \frac{\bar{q}^{lm}(\mathbf{k}')}{(2\pi)^{3/2}} e^{i\mathbf{k}'\cdot(\mathbf{x}-\mathbf{x}')} \mathcal{S}_{lm}(\mathbf{x}'). \quad (12)$$

The evolution equation is calculated by expanding the Einstein field equation up to second order including quadratic terms in the first-order scalar modes. The only contributions from pure second order matter fluctuations would come from a transverse and traceless contribution to the anisotropic stress which we ignore in this analysis. Thus, calculating the transverse, trace-free spatial part of the field equations yields [19, 20]

$$h''_{ij} + 2\mathcal{H}h'_{ij} - \nabla^2 h_{ij} = -4\hat{T}_{ij}{}^{lm}\mathcal{S}_{lm}. \quad (13)$$

The source term is given by [19, 20]

$$\mathcal{S}_{ij} = 4\Phi\Phi_{|ij} + 2\Phi_{|i}\Phi_{|j} - \frac{3}{\kappa^2 a^2 \rho} \left[\mathcal{H}^2 \Phi_{|i}\Phi_{|j} + 2\mathcal{H}\Phi_{|i}\Phi'_{|j} + \Phi'_{|i}\Phi'_{|j} \right]. \quad (14)$$

A pipe denotes the spatial covariant derivative, and $\kappa^2 = 8\pi G$. This expression is consistent with the second-order Ricci tensor for scalar perturbations about an FRW background calculated in Ref. [21].

In Fourier space we then find the amplitude of the tensor mode, for either polarisation, obeys the evolution equation

$$h''(\mathbf{k}, \eta) + \frac{2}{\eta}h'(\mathbf{k}, \eta) + k^2 h(\mathbf{k}, \eta) = \mathcal{S}(\mathbf{k}, \eta), \quad (15)$$

where the source term is given by

$$\mathcal{S}(\mathbf{k}, \tilde{\eta}) = \frac{q^{ij}(\mathbf{k})}{(2\pi)^{3/2}} \int d^3\tilde{k} \tilde{k}_i \tilde{k}_j \left\{ 12\Phi(\mathbf{k} - \tilde{\mathbf{k}}, \tilde{\eta})\Phi(\tilde{\mathbf{k}}, \tilde{\eta}) + \left[\tilde{\eta}\Phi(\mathbf{k} - \tilde{\mathbf{k}}, \tilde{\eta}) + \frac{\tilde{\eta}^2}{2}\Phi'(\mathbf{k} - \tilde{\mathbf{k}}, \tilde{\eta}) \right] \Phi'(\tilde{\mathbf{k}}, \tilde{\eta}) \right\}. \quad (16)$$

The particular solution for the gravitational waves is then given by an integral over the Greens function

$$h(\mathbf{k}, \eta) = \frac{1}{a(\eta)} \int_{\eta_0}^{\eta} G_k(\eta, \tilde{\eta}) a(\tilde{\eta}) \mathcal{S}(\mathbf{k}, \tilde{\eta}) d\tilde{\eta}, \quad (17)$$

where

$$G_k(\eta, \tilde{\eta}) = \frac{4}{\pi^2 k} \left[\sin(k\eta) \cos(k\tilde{\eta}) - \cos(k\eta) \sin(k\tilde{\eta}) \right]. \quad (18)$$

The power spectrum of the induced GW is defined in the usual manner,

$$\langle h(\mathbf{k}_1, \eta) h(\mathbf{k}_2, \eta) \rangle = \frac{2\pi^2}{k^3} \delta(\mathbf{k}_1 - \mathbf{k}_2) \mathcal{P}_h(k, \eta). \quad (19)$$

Substituting for $h(\mathbf{k}, \eta)$ and using Wick's theorem, and using spherical coordinates in Fourier space we find that

$$\mathcal{P}_h(k, \eta) = \frac{1}{8\pi^4 a(\eta)^2} \int_{\eta_0}^{\eta} d\tilde{\eta}_2 \int_{\eta_0}^{\eta} d\tilde{\eta}_1 a(\tilde{\eta}_1) a(\tilde{\eta}_2) \int_0^{\infty} d\tilde{k} \int_{u_-}^{u_+} du k^2 G_k(\eta, \tilde{\eta}_1) G_k(\eta, \tilde{\eta}_2) F(\tilde{k}, k, u; \tilde{\eta}_1, \tilde{\eta}_2). \quad (20)$$

The variable u is given by

$$u = \sqrt{1 + (\tilde{k}/k)^2 - 2(\tilde{k}/k) \cos \theta}, \quad (21)$$

where θ is the angle between the modes \mathbf{k} and $\tilde{\mathbf{k}}$, and the limits of integration u_{\pm} correspond to the angles $\theta = 0, \pi$ respectively. The integrand F in Eq. (20) is found to be

$$\begin{aligned} F(\tilde{k}, k, u; \tilde{\eta}_1, \tilde{\eta}_2) &= u\tilde{k} \left[(2k\tilde{k})^2 - ((uk)^2 - k^2 - \tilde{k}^2)^2 \right]^2 \\ &\times \left\{ 3\Phi(uk, \tilde{\eta}_1)\Phi(\tilde{k}, \tilde{\eta}_1) + [2\tilde{\eta}_1\Phi(uk, \tilde{\eta}_1) + \tilde{\eta}_1^2\Phi'(uk, \tilde{\eta}_1)] \Phi'(\tilde{k}, \tilde{\eta}_1) \right\} \\ &\times \left\{ 3\Phi(uk, \tilde{\eta}_2)\Phi(\tilde{k}, \tilde{\eta}_2) + \tilde{\eta}_2^2\Phi'(uk, \tilde{\eta}_2)\Phi'(\tilde{k}, \tilde{\eta}_2) + \tilde{\eta}_2 \left[\Phi(uk, \tilde{\eta}_2)\Phi'(\tilde{k}, \tilde{\eta}_2) + \Phi(\tilde{k}, \tilde{\eta}_2)\Phi'(uk, \tilde{\eta}_2) \right] \right\} \end{aligned} \quad (22)$$

where we distinguish between the Gaussian random variable $\Phi(\mathbf{k}, \eta)$ in Eq. (16) and its amplitude $\Phi(k, \eta)$ in Eq. (22) which we take to be isotropic. We introduce the following dimensionless variables

$$v = \frac{\tilde{k}}{k}, \quad x = k\eta \quad (23)$$

and substitute for the first-order solution for Φ from Eq. (4), as well as the Greens function, into our GW power spectrum. After some simplification and substitution from the above formulas we have

$$\begin{aligned} \mathcal{P}_h(k, \eta) &= \frac{2(216)^2}{\pi^4 \eta^2} \int_0^\infty dv \int_{|v-1|}^{|v+1|} du \frac{1}{(uv)^8} [4v^2 - (u^2 - v^2 - 1)^2]^2 \mathcal{P}_\Phi(uk) \mathcal{P}_\Phi(vk) \\ &\times \left[\sin(x) \int_{x_0}^x d\tilde{x}_1 \mathcal{I}_1(\tilde{x}_1) - \cos(x) \int_{x_0}^x d\tilde{x}_1 \mathcal{I}_2(\tilde{x}_1) \right] \left[\sin(x) \int_{x_0}^x d\tilde{x}_2 \mathcal{I}_3(\tilde{x}_2) - \cos(x) \int_{x_0}^x d\tilde{x}_2 \mathcal{I}_4(\tilde{x}_2) \right] \end{aligned} \quad (24)$$

where we have defined the four functions

$$\mathcal{I}_j(x) = \sum_{m=1}^5 \sum_{n=1}^8 \sin(\alpha_n x + \phi_n) \frac{M_{nm}^j}{x^m}. \quad (25)$$

The coefficients α_n, ϕ_n and M_{nm}^j in this expression are dependent on u and v but not x , and may be found in the appendix.

Evaluating the integrals in the rhs of Eq. (24) for various input scalar power spectra will then tell us the power in each GW mode. This is not particularly simple, so we start by analytically expanding the integrals over the functions \mathcal{I}_j by parts up to Si and Ci functions [22]:

$$\begin{aligned} X_j(u, v, x, x_0) &= \int_{x_0}^x d\tilde{x} \mathcal{I}_j(\tilde{x}) = \sum_{m=1}^5 \sum_{n=1}^8 M_{nm}^j \left\{ \left[\sum_{k=1}^{m-2} \frac{(m-k-2)!}{(m-1)!} \alpha_n^k \sin\left(\alpha_n \tilde{x} + \phi_n + \frac{(k+2)}{2} \pi\right) \tilde{x}^{(1+k-m)} \right]_{x_0}^x \right. \\ &\quad \left. - \frac{\alpha_n^{(m-1)}}{(m-1)!} \int_{x_0}^x d\tilde{x} \frac{1}{\tilde{x}} \sin\left(\alpha_n \tilde{x} + \phi_n + \frac{(m+1)}{2} \pi\right) \right\}. \end{aligned} \quad (26)$$

The remaining two integrals over Fourier space can now be done numerically once power spectra for the scalar modes are chosen. We shall only consider modes which start their evolution well outside the Hubble radius, and hereafter set $x_0 = 0$.

A. Gravitational wave generation by a single scalar mode

Second-order gravitational waves potentially provide a method by which we could detect a particular scalar mode with excessive power, compared to the roughly scale-invariant average we observe on large scales today. As a precursor to a power-law power spectrum for the scalar modes, we can investigate how the system reacts to power being put in at one particular scale. That is, we put power in at a single wavelength (i.e., a single comoving scale) which is described by an isotropic distribution of wavevectors (i.e., at all possible angles). This would be useful when considering preheating for example which can result in features (large power over narrow range of scales) in the power spectrum of the input scalar perturbations [14, 15].

We will therefore consider the case of the delta-function power spectrum, as an idealised limit of a spike in the power spectrum, or of power being introduced on narrow range of scales above the roughly scale-invariant primordial spectrum observed. The specific form we choose is:

$$\mathcal{P}_\Phi(k) = \frac{4}{9} \mathcal{A}^2 \Delta_{\mathcal{R}}^2(k_{CMB}) \delta(k - k_{in}), \quad (27)$$

where \mathcal{A} is the amplitude at a single wavenumber, k_{in} ,

relative to the observed amplitude of the primordial power spectrum, $\Delta_{\mathcal{R}}^2(k_{CMB})$, at wavenumber $k_{CMB} \gg k_{in}$.

The power spectrum of the gravitational waves produced by this scalar mode is then, from Eq. (24),

$$\begin{aligned} \mathcal{P}_h(k, \eta) &= \frac{2(216)^2}{\pi^4 \eta^2} \int_0^\infty dv' \int_{|v-1|}^{|v+1|} du' \\ &\mathcal{P}_\Phi(u'k) \mathcal{P}_\Phi(v'k) \mathcal{F}_\delta(u', v', x), \end{aligned} \quad (28)$$

where

$$\begin{aligned} \mathcal{F}_\delta(u, v, x) &= \frac{1}{(uv)^8} [4v^2 - (u^2 - v^2 - 1)^2]^2 \\ &\times [\sin(x)X_1 - \cos(x)X_2] [\sin(x)X_3 - \cos(x)X_4]. \end{aligned} \quad (29)$$

We may now evaluate the u' and v' integrals for a delta-function power spectrum, giving

$$\mathcal{P}_h(k, \eta) = \frac{2(216)^2}{\pi^4 \eta^2} (\mathcal{A} \Delta_{\mathcal{R}})^4 \mathcal{F}_\delta(u, v, x), \quad (30)$$

provided that the following condition holds:

$$u = v = \frac{k_{in}}{k} \geq \frac{1}{2}. \quad (31)$$

The inequality arises from the fact that gravitational waves cannot be excited with more than twice the momentum of the density perturbations, k_{in} .

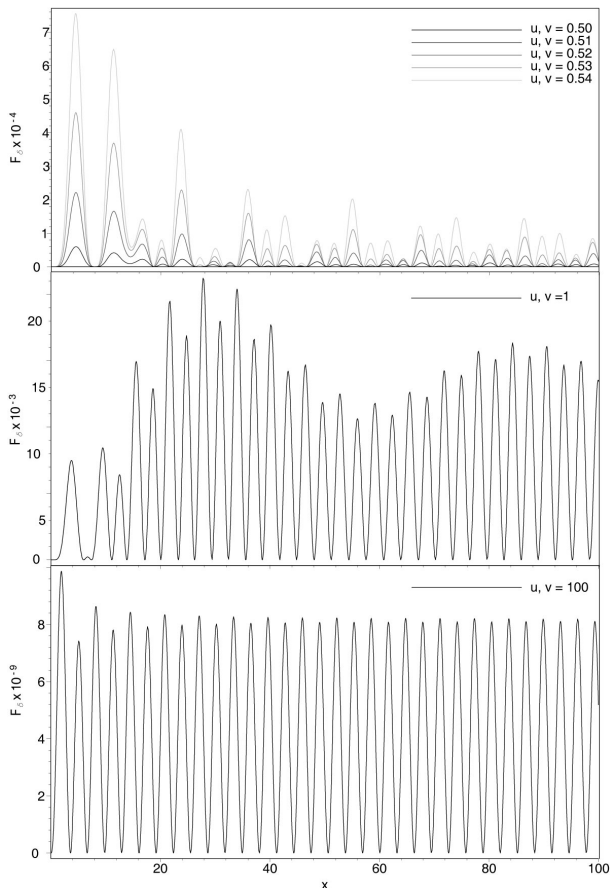


FIG. 1: The function $\mathcal{F}_\delta(x)$ for different values of $k_{in}/k = u = v$, with $x_0 = 0$.

Although $\mathcal{F}_\delta(v, v, x)$ is a very complicated function to write down, its properties are relatively straightforward to understand, as we can see from Figs. 1 – 4.

In Fig. 1 we see the basic behaviour for small x . When $x_0 = 0$, we may interpret x as time for a fixed wavelength or wavenumber at fixed time. The function therefore is zero at early times and large scales, has interesting oscillatory behaviour on scales of order the horizon size, when $k\eta = 1$, and oscillates at constant amplitude at small scales and/or late times – i.e., when modes are well inside the horizon. The asymptotic behaviour is clearly seen in Fig. 2, where we are looking at modes with $k = k_{in}$, generated when there is a 60 degree angle ($\theta = 60^\circ$) between the input and output mode (where θ is given by Eq. 21 and Eq. 23). We have power-law growth for small x , and constant amplitude for $x \rightarrow \infty$, with interesting oscillations on scales of the order of the Hubble scale. In Fig. 3 we show the same but now with $u = v = \sqrt{3}/2$. We see that the amplitude continues to grow on small scales or late times, corresponding to resonant amplification of modes generated at an angle $\cos\theta = 1/\sqrt{3}$ to the incoming mode.

In Fig. 4 we show the envelope of \mathcal{F}_δ at fixed large x (where we have chosen $x = 10^6$) which shows the

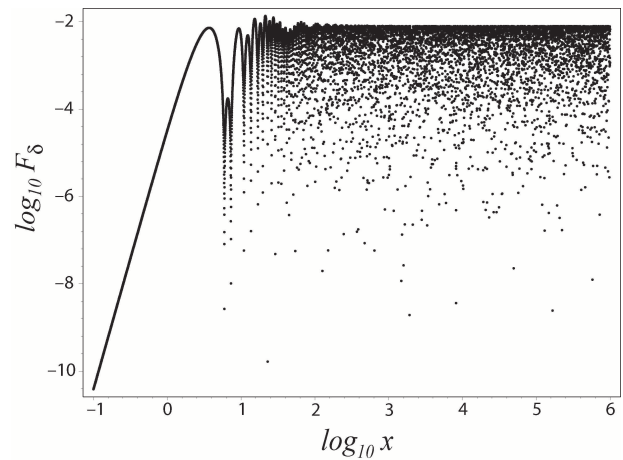


FIG. 2: The function $\mathcal{F}_\delta(x)$ from early times (super-Hubble scales) to late times (small scales) for $k = k_{in}$ (i.e. $u = v = 1$), $x_0 = 0$. For large x the function oscillates with a constant amplitude.

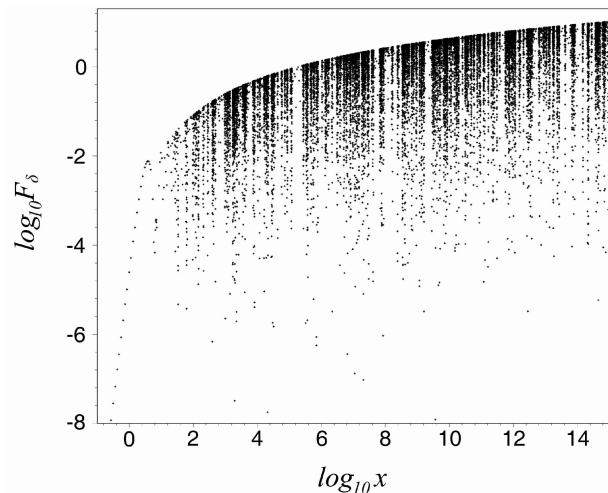


FIG. 3: The function $\mathcal{F}_\delta(x)$ from early times (super-Hubble scales) to late times (small scales), for the resonant case of $k_{in}/k = u = v = \sqrt{3}/2$. For large x the power in the generated GW continues to grow logarithmically.

shape of the power spectrum one could observe at late times. There is a power-law tail on large scales, $k \ll k_{in}$ which is proportional to $(k/k_{in})^3$ as one would expect for perturbations generated from much smaller scale modes and hence uncorrelated on larger scales. On small scales there is a sharp high-frequency cutoff at $k = 2k_{in}$. We also see the resonance as a sharp spike in the power spectrum, of approximate width $1/x$ and amplitude $0.05(\log_{10} x)(\log_{10} 0.02x)$. Finally we note there is zero power at $u = v = \sqrt{3}/2$, corresponding to an angle $\cos\theta = 1/\sqrt{6}$ between the input and generated modes.

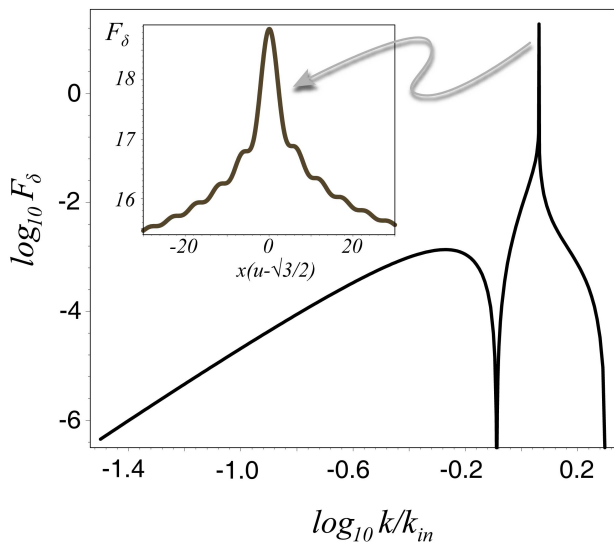


FIG. 4: The power at late times, $x = 10^{20}$, for all scales, showing a resonance at $u = \sqrt{3}/2$ and a power-law tail (due to modes on larger scales being uncorrelated). Detail of the resonance is shown in the inset revealing a wobbly structure.

B. Power law scalar modes

While the preceding subsection gave insight into many aspects of the generation mechanism, we would also like to know the GW generated from a nearly scale-invariant spectrum of density fluctuations. To investigate this, we assume that the input power spectrum is:

$$\mathcal{P}_\Phi(k_{in}) = \frac{4}{9} \Delta_{\mathcal{R}}^2 \left(\frac{k_{in}}{k_{CMB}} \right)^{n_s - 1}, \quad (32)$$

where the index n_s tells us the tilt of the spectrum relative to scale-invariance, $n_s = 1$, and k_{CMB} is a pivot scale for the power spectrum [11]. The power spectrum of the generated gravitational waves is then given, from Eq. 28, by

$$\mathcal{P}_h(k, \eta) = \frac{2(216)^2 \Delta_{\mathcal{R}}^4}{\pi^4 \eta^2} \left(\frac{k}{k_{CMB}} \right)^{2(n_s - 1)} \mathcal{F}_{n_s}(x). \quad (33)$$

The function \mathcal{F}_{n_s} is defined by

$$\mathcal{F}_{n_s}(x) = \int_0^\infty dv \int_{|v-1|}^{|v+1|} du (uv)^{n_s - 1} \mathcal{F}_\delta(u, v, x). \quad (34)$$

We show a plot of this function for a scale-invariant spectrum, $n_s = 1$ in Fig. 5.

We can think of $\mathcal{F}_{n_s}(x)$ as a function of wavenumber $k = x/\eta$ at a specific time η , in which case the amplitude of \mathcal{F}_{n_s} peaks on scales just inside the Hubble radius, and becomes scale-invariant on smaller scales. The series of oscillations for $x > 1$ is analogous to the acoustic peaks in the CMB spectrum, although one might have expected this to be less pronounced at second order where there

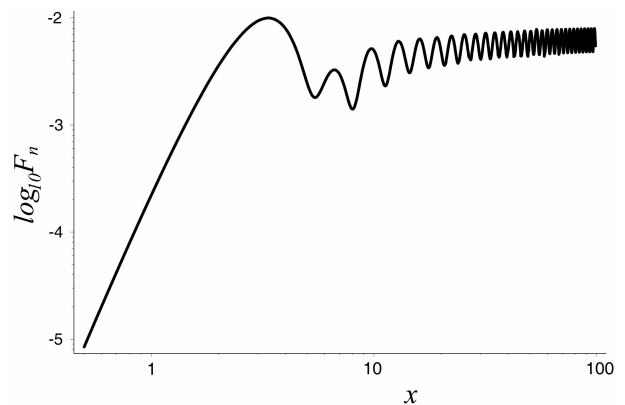


FIG. 5: $\mathcal{F}_{n_s}(x)$ for a scale invariant input power spectrum. For this case the power spectrum of gravitational waves is also scale invariant owing to the scale invariant conversion factor between \mathcal{F}_{n_s} and \mathcal{P}_h given by Eq. (33).

is an integration over modes. It suggests that a narrow range of 1st-order modes with well-defined phase make the dominant contribution to the second-order tensors on a given scale.

On the other hand, Fig. 5 also represents the evolution of a single mode over time. Thus, power is continually added to the GW until it is well inside the Hubble radius, before oscillating at almost constant amplitude at late times, i.e., a freely propagating GW.

How does the tilt of the scalar modes affect the generated GW? As far as \mathcal{F}_{n_s} is concerned there is only a small amplification change, shown in Fig. 6 for large x . There is also an increase in the power at small scales due to the factor $(k/k_{CMB})^{2(n_s - 1)}$ in Eq. 33 if we consider a blue spectrum ($n_s > 1$).

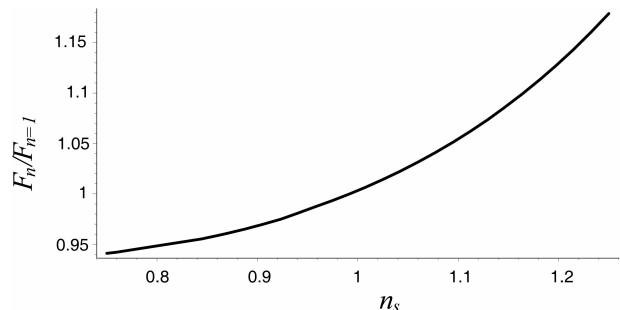


FIG. 6: \mathcal{F}_{n_s} for $x \rightarrow \infty$, $x_0 = 0$, vs. the tilt n_s of the scalar power spectrum. We have normalised the vertical scale to $\mathcal{F}_{n_s=1} = 8.3 \times 10^{-3}$.

Finally, we note that for non-zero x_0 there will be a downward break for large k in the scale invariant \mathcal{F}_{n_s} , which corresponds to $k\eta_0 \sim 1$ – i.e., modes which are inside the horizon at the start of the interaction period. However, if we start our integration at the GUT scale this will only be relevant for very high frequencies ($\gtrsim 10^8$ Hz), so we shall not pursue this further here.

IV. DISCUSSION

We have calculated the stochastic background of gravitational waves predicted at second-order due to primordial density perturbations and scalar metric perturbations at first order in the early (radiation-dominated) universe. In particular we have evaluated the power spectrum of gravitational waves produced first, by a delta-function power spectrum, representing an infinitely sharp feature in the primordial spectrum at a single wavelength, and secondly by a power-law spectrum, compatible with direct observations of the primordial density perturbations on much larger (CMB) scales. It is interesting to compare these predictions with the sensitivities of current or planned gravitational wave experiments.

The resulting power spectrum of gravitational waves at matter-radiation equality, η_{eq} , can be related to their energy density (per logarithmic interval) today by [23]

$$\Omega_{GW}(k, \eta) = \frac{\Omega_\gamma(\eta)}{\Omega_\gamma(\eta_{eq})} \frac{4\pi}{3} \eta_{eq}^2 \mathcal{P}_h(k, \eta_{eq}) \quad (35)$$

using the fact that the energy densities of GW and radiation evolve at the same rate in the matter era. We shall consider first the case of the power-law spectrum of primordial density perturbations, for which we obtain

$$\Omega_{GW}(k, \eta) = \frac{\Omega_\gamma(\eta)}{\Omega_\gamma(\eta_{eq})} \frac{124416}{\pi^3} \Delta_{\mathcal{R}}^4 \times \left(\frac{k}{k_{CMB}} \right)^{2(n_s-1)} \mathcal{F}_{n_s}(k\eta_{eq}) \quad (36)$$

We have assumed that all modes are outside the Hubble radius at the start of their evolution, $x_0 \ll 1$.

The latest WMAP data gives $\Delta_{\mathcal{R}}^2(k_{CMB} = 0.002\text{Mpc}^{-1}) \approx 2.36 \times 10^{-9}$. Combining this with $\Omega_\gamma \approx 5 \times 10^{-5}$ today, we have

$$\Omega_{GW}(k, \eta) \approx 2.23 \times 10^{-18} \left(\frac{k}{k_{CMB}} \right)^{2(n_s-1)} \mathcal{F}_{n_s}(k\eta_{eq}) \quad (37)$$

The mode which enters the Hubble radius at matter radiation equality defines $\eta_{eq} = 1/k_{eq}$ where $k_{eq} = 0.009\text{Mpc}^{-1}$, corresponding to a GW frequency today of $f_{eq} = ck_{eq}/2\pi \approx 1.4 \times 10^{-17}\text{Hz}$. Our pivot value corresponds to frequency $f_{CMB} \approx 3.1 \times 10^{-18}\text{Hz}$. For the power-law case we then have

$$\Omega_{GW} \approx 1.86 \times 10^{-20+34(n_s-1)} \left(3.2 \frac{f}{\text{Hz}} \right)^{2(n_s-1)} \left(\frac{\mathcal{F}_{n_s}}{\mathcal{F}_{n_s=1}} \right) \quad (38)$$

where \mathcal{F}_{n_s} is evaluated at $x = \infty$, and may be estimated from Fig. 6. Therefore, for a red spectrum with $n_s = 0.95$, we find $\Omega_{GW} \approx 3.2 \times 10^{-22} (f/\text{Hz})^{-0.1}$, while for a blue spectrum with $n_s = 1.1$ we have $\Omega_{GW} \approx 6.1 \times 10^{-17} (f/\text{Hz})^{0.2}$. In principle, therefore, proposed

detectors such as LISA [24] or DECIGO [25, 26] could be used to place limits on the scalar tilt, independently of other observations. Of course, we have only considered constant tilt here; running of the spectral index will change these predictions considerably. Indeed, as the primordial power spectrum is directly constrained only at very large scales, GWs provide a novel way to probe the primordial power spectrum at wavelengths some twenty orders of magnitude smaller than CMB measurements allow.

For the case of excess power in a single mode, we may define Ω_{GW} analogously with Eq. (35), but near the spike \mathcal{P}_h is not smooth, so Ω_{GW} is not necessarily the actual energy density of GW. However, we will use it to give a rough indication of power for comparison against quoted detector sensitivities. The peak of the spike in the power spectrum occurs at $f_{peak} = 2f_{in}/\sqrt{3}$, which gives

$$\Omega_{GW}(f_{peak}) \approx 6.0 \times 10^{-17} \mathcal{A}^4 \left(1 + 0.09 \log_{10} \frac{T_{ent}}{1\text{GeV}} \right). \quad (39)$$

We have written this in terms of the temperature at which the input wavenumber enters the Hubble radius, using [27] $f_{in} = ck_{in}/2\pi \approx 10^{-6} (T_{ent}/1\text{GeV})\text{Hz}$ for $f \gtrsim 10^{-6}\text{Hz}$, which is the range for any detector of GW. We note that the typical resolution of a detector in time T is $\Delta f \sim 1/T$ [23]; so, for a one year observation we have $\Delta f \sim 10^{-8}\text{Hz}$. For current detectors such as GEO [28], LIGO [18], TAMA [29] or VIRGO [30] whose optimal frequency is $\sim 100\text{Hz}$, excess power at a single wavenumber in the primordial power spectrum would correspond to a horizon entry temperature of $T_{ent} \approx 10^8\text{GeV}$, implying that $\Omega_{GW} \sim 10^{-16} \mathcal{A}^4$. While this is nominally seven orders of magnitude below Advanced LIGO's sensitivity, $\Omega_{GW} \sim 10^{-9}$, it implies that Advanced LIGO could, in principle, pick up modes with $\mathcal{A} \sim 100$, i.e., one hundred times the amplitude observed on large scales. For detectors such as BBO/DECIGO [31, 32], whose optimal frequency is $\sim 0.1\text{Hz}$, their improved sensitivity ($\Omega_{GW} \sim 10^{-17} - 10^{-15}$) could constrain excess power with $\mathcal{A} \sim 1$ at a single wavenumber at a Hubble entry temperature $\sim 10^5\text{GeV}$.

In summary, we have presented the second-order evolution equation for tensor modes driven by quadratic scalar terms, and have solved this to obtain the resulting power spectrum of the gravitational waves. By considering density fluctuations with excess power on a given scale, as well as a nearly scale-invariant power spectrum, we have shown how future gravitational wave detectors can place constraints on the primordial density fluctuations at much smaller scales than can be probed by observing the CMB and large-scale structure.

Acknowledgments

The authors would like to thank Marco Bruni, Roy Maartens, Karim Malik and Jean-Philippe Uzan for use-

ful comments and discussions. KNA acknowledges financial support from PPARC.

-
- [1] V. A. Rubakov, M. V. Sazhin, and A. V. Veryaskin, Phys. Lett. **B115**, 189 (1982).
 [2] R. Fabbri and M. d. Pollock, Phys. Lett. **B125**, 445 (1983).
 [3] L. F. Abbott and M. B. Wise, Nucl. Phys. **B244**, 541 (1984).
 [4] L. Knox and Y.-S. Song, Phys. Rev. Lett. **89**, 011303 (2002), astro-ph/0202286.
 [5] K. Tomita, Prog. Theor. Phys. **37**, 831 (1967).
 [6] S. Matarrese, O. Pantano, and D. Saez, Phys. Rev. **D47**, 1311 (1993).
 [7] S. Matarrese, O. Pantano, and D. Saez, Phys. Rev. Lett. **72**, 320 (1994), astro-ph/9310036.
 [8] S. Matarrese, S. Mollerach, and M. Bruni, Phys. Rev. **D58**, 043504 (1998), astro-ph/9707278.
 [9] H. Noh and J.-c. Hwang, Phys. Rev. **D69**, 104011 (2004).
 [10] C. Carbone and S. Matarrese, Phys. Rev. **D71**, 043508 (2005), astro-ph/0407611.
 [11] D. N. Spergel et al. (2006), astro-ph/0603449.
 [12] S. Mollerach, D. Harari, and S. Matarrese, Phys. Rev. **D69**, 063002 (2004), astro-ph/0310711.
 [13] A. R. Liddle and A. M. Green, Phys. Rept. **307**, 125 (1998), gr-qc/9804034.
 [14] R. Easther and E. A. Lim, JCAP **0604**, 010 (2006), astro-ph/0601617.
 [15] S. Y. Khlebnikov and I. I. Tkachev, Phys. Rev. **D56**, 653 (1997), hep-ph/9701423.
 [16] B. Bassett, Phys. Rev. **D56**, 3439 (1997), hep-ph/9704399.
 [17] G. N. Felder and L. Kofman (2006), hep-ph/0606256.
 [18] <http://www.ligo.caltech.edu/>.
 [19] K. N. Ananda, PhD thesis, University of Portsmouth (2006).
 [20] K. N. Ananda, C. Clarkson, M. Bruni, and D. Wands, in preparation.
 [21] V. Acquaviva, N. Bartolo, S. Matarrese, and A. Riotto, Nucl. Phys. **B667**, 119 (2003), astro-ph/0209156.
 [22] I. S. Gradshteyn and I. M. Ryzhik, *Table of Integrals, Series, and Products* (Academic Press, London, 1980), 5th ed.
 [23] M. Maggiore, Phys. Rept. **331**, 283 (2000), gr-qc/9909001.
 [24] <http://lisa.jpl.nasa.gov/>.
 [25] N. Seto, S. Kawamura, and T. Nakamura, Phys. Rev. Lett. **87**, 221103 (2001), astro-ph/0108011.
 [26] H. Kudoh, A. Taruya, T. Hiramatsu, and Y. Himemoto, Phys. Rev. **D73**, 064006 (2006), gr-qc/0511145.
 [27] Y. Watanabe and E. Komatsu, Phys. Rev. **D73**, 123515 (2006), astro-ph/0604176.
 [28] <http://www.geo600.uni-hannover.de/>.
 [29] <http://tamago.mtk.nao.ac.jp/>.
 [30] <http://wwwcascina.virgo.infn.it/>.
 [31] V. Corbin and N. J. Cornish, Class. Quant. Grav. **23**, 2435 (2006), gr-qc/0512039.
 [32] G. M. Harry, P. Fritschel, D. A. Shaddock, W. Folkner, and E. S. Phinney, Class. Quant. Grav. **23**, 4887 (2006).
 [33] where Greek indices run from 0...3 and Latin indices run from 1...3.

APPENDIX A: CO-EFFICIENT MATRICES IN \mathcal{P}_h

The coefficients which appear in Eq. (25) and elsewhere are presented here. First, we define the column matrices

$$\mathbf{1} = \begin{pmatrix} 1 \\ 1 \\ 1 \\ 1 \end{pmatrix}, \quad \mathbf{0} = \begin{pmatrix} 0 \\ 0 \\ 0 \\ 0 \end{pmatrix}, \quad \mathbf{a} = \begin{pmatrix} -1 \\ -1 \\ +1 \\ +1 \end{pmatrix}, \quad \mathbf{b} = \begin{pmatrix} -1 \\ +1 \\ +1 \\ -1 \end{pmatrix}, \quad \mathbf{c} = \begin{pmatrix} +1 \\ -1 \\ +1 \\ -1 \end{pmatrix}. \quad (\text{A1})$$

Then we may write:

$$\alpha_n = \begin{pmatrix} \frac{u}{\sqrt{3}}\mathbf{1} - \frac{v}{\sqrt{3}}\mathbf{a} + \mathbf{c} \\ \frac{u}{\sqrt{3}}\mathbf{1} - \frac{v}{\sqrt{3}}\mathbf{a} + \mathbf{c} \end{pmatrix}, \quad \phi_n = \frac{\pi}{2} \begin{pmatrix} \mathbf{0} \\ \mathbf{1} \end{pmatrix}, \quad (\text{A2})$$

and,

$$M_{nm}^1 = \begin{pmatrix} \mathbf{0} & \frac{\sqrt{3}}{12}u^2v\mathbf{1} - \frac{\sqrt{3}}{36}uv^2\mathbf{a} & \mathbf{0} & \frac{\sqrt{3}}{2}(u\mathbf{a} - v\mathbf{1}) & \mathbf{0} \\ \frac{1}{36}u^2v^2\mathbf{a} & \mathbf{0} & -\frac{1}{12}(3u^2 + v^2)\mathbf{a} + \frac{1}{2}uv\mathbf{1} & \mathbf{0} & \frac{3}{2}\mathbf{a} \end{pmatrix}, \quad (\text{A3})$$

$$M_{nm}^2 = \begin{pmatrix} \frac{1}{36}u^2v^2\mathbf{b} & \mathbf{0} & -\frac{1}{12}(3u^2 + v^2)\mathbf{b} + \frac{1}{2}uv\mathbf{c} & \mathbf{0} & \frac{3}{2}\mathbf{b} \\ \mathbf{0} & -\frac{\sqrt{3}}{12}u^2v\mathbf{c} - \frac{\sqrt{3}}{36}uv^2\mathbf{b} & \mathbf{0} & \frac{\sqrt{3}}{2}(-u\mathbf{b} + v\mathbf{c}) & \mathbf{0} \end{pmatrix}, \quad (\text{A4})$$

$$M_{nm}^3 = \begin{pmatrix} \mathbf{0} & \frac{\sqrt{3}}{12}u^2v\mathbf{1} - \frac{\sqrt{3}}{36}uv^2\mathbf{a} & \mathbf{0} & \frac{\sqrt{3}}{2}(u\mathbf{a} - v\mathbf{1}) & \mathbf{0} \\ \frac{1}{36}u^2v^2\mathbf{a} & \mathbf{0} & -\frac{1}{6}(u^2 + v^2)\mathbf{a} + \frac{1}{2}uv\mathbf{1} & \mathbf{0} & \frac{3}{2}\mathbf{a} \end{pmatrix}, \quad (\text{A5})$$

$$M_{nm}^4 = \begin{pmatrix} \frac{1}{36}u^2v^2\mathbf{b} & \mathbf{0} & -\frac{1}{6}(u^2 + v^2)\mathbf{b} + \frac{1}{2}uv\mathbf{c} & \mathbf{0} & \frac{3}{2}\mathbf{b} \\ \mathbf{0} & -\frac{\sqrt{3}}{12}u^2v\mathbf{c} + \frac{\sqrt{3}}{36}uv^2\mathbf{b} & \mathbf{0} & \frac{\sqrt{3}}{2}(-u\mathbf{b} + v\mathbf{c}) & \mathbf{0} \end{pmatrix}. \quad (\text{A6})$$