

# Constraining Torsion with Gravity Probe B

Yi Mao, Max Tegmark, Alan Guth, Serkan Cabi

*Department of Physics, Massachusetts Institute of Technology, Cambridge, Massachusetts 02139*

(Dated: Submitted to Phys. Rev. D. August 29, 2006)

It is well-entrenched folklore that torsion gravity theories predict observationally negligible torsion in the solar system, since torsion (if it exists) couples only to the intrinsic spin of elementary particles, not to rotational angular momentum. We argue that this assumption has a logical loophole which can and should be tested experimentally. We give an explicit counterexample where a rotating body generates a torsion field in Weitzenböck spacetime with a Hayashi-Shirafuji Lagrangian. More generally, in the spirit of action=reaction, if a rotating mass like a planet can generate torsion, then a gyroscope should also feel torsion.

Using symmetry arguments, we show that to lowest order, the torsion field around a uniformly rotating spherical mass is determined by seven dimensionless parameters. These parameters effectively generalize the PPN formalism and provide a concrete framework for further testing GR. We construct a parametrized Lagrangian that includes both standard torsion-free GR and Hayashi-Shirafuji maximal torsion gravity as special cases. We demonstrate that classic solar system tests rule out the latter and constrain two observable parameters. We show that Gravity Probe B (GPB) is an ideal experiment for further constraining torsion theories, and work out the most general torsion-induced precession of its gyroscope in terms of our torsion parameters.

## I. INTRODUCTION

Einstein's General Theory of Relativity (GR) has emerged as the hands down most popular candidate for a relativistic theory of gravitation, owing both to its elegant structure and to its impressive agreement with a host of experimental tests since it was first proposed about ninety years ago [1, 2, 3]. Yet it remains worthwhile to subject GR to further tests whenever possible, since these can either build further confidence in the theory or uncover new physics. Early efforts in this regard focused on weak-field solar system tests, and efforts to test GR have since been extended to probe stronger gravitational fields involved in binary compact objects, black hole accretion and cosmology [4, 5, 6, 7, 8, 9, 10, 11, 12, 13, 14, 15, 16, 17, 18, 19, 20, 21, 22, 23, 24, 25, 26, 27, 28, 29, 30, 31, 32, 33, 34].

### A. Generalizing general relativity

The arguably most beautiful aspect of GR is that it geometrizes gravitation, with Minkowski spacetime being deformed by the matter (and energy) inside it. As illustrated in Figure 1, for the most general manifold with a metric  $g$  and a connection  $\Gamma$ , departures from Minkowski space are characterized by three geometrical entities: non-metricity ( $Q$ ), curvature ( $R$ ) and torsion ( $S$ ), defined as follows:

$$Q_{\mu\nu\rho} \equiv \nabla_\mu g_{\nu\rho}, \quad (1)$$

$$R^\rho_{\lambda\nu\mu} \equiv \Gamma^\rho_{\mu\lambda,\nu} - \Gamma^\rho_{\nu\lambda,\mu} + \Gamma^\rho_{\nu\alpha}\Gamma^\alpha_{\mu\lambda} - \Gamma^\rho_{\mu\alpha}\Gamma^\alpha_{\nu\lambda}, \quad (2)$$

$$S_{\mu\nu}{}^\rho \equiv \frac{1}{2}(\Gamma^\rho_{\mu\nu} - \Gamma^\rho_{\nu\mu}). \quad (3)$$

GR is the special case where the non-metricity and torsion are assumed to vanish identically ( $Q = S = 0$ , i.e.,

Riemann spacetime), which determines the connection in terms of the metric and leaves the metric as the only dynamical entity. However, as Figure 1 illustrates, this is by no means the only possibility, and many alternative geometric gravity theories have been discussed in the literature [20, 35, 36, 37, 38, 39, 40, 41, 42, 43, 44, 45, 46, 47, 48, 49, 50, 51, 52, 53, 54, 55, 56, 57, 58, 59, 60, 61, 62, 63, 64, 65, 66, 67, 68] corresponding to alternative deforming geometries where other subsets of  $(Q, R, S)$  vanish. Embedding GR in a broader parametrized class of theories allowing non-vanishing torsion and non-metricity, and experimentally constraining these parameters would provide a natural generalization of the highly successful parametrized post-Newtonian (PPN) program for GR testing, which assumes vanishing torsion [1, 2, 3].

For the purposes of this paper, a particularly interesting generalization of Riemann spacetime is Riemann-Cartan Spacetime (also known as  $U_4$ ), which retains  $Q = 0$  but is characterized by non-vanishing torsion. In  $U_4$ , torsion can be dynamical and consequently play a role in gravitation alongside the metric. Note that gravitation theories including torsion retain what are often regarded as the most beautiful aspects of General Relativity, *i.e.* general covariance and the idea that “gravity is geometry”. Torsion is just as geometrical an entity as curvature, and torsion theories can be consistent with the Weak Equivalence Principle (WEP).

### B. Why torsion testing is timely

Experimental searches for torsion have so far been rather limited [36], in part because most published torsion theories predict a negligible amount of torsion in the solar system. First of all, many torsion Lagrangians imply that torsion is related to its source via an algebraic equation rather than via a differential equation,

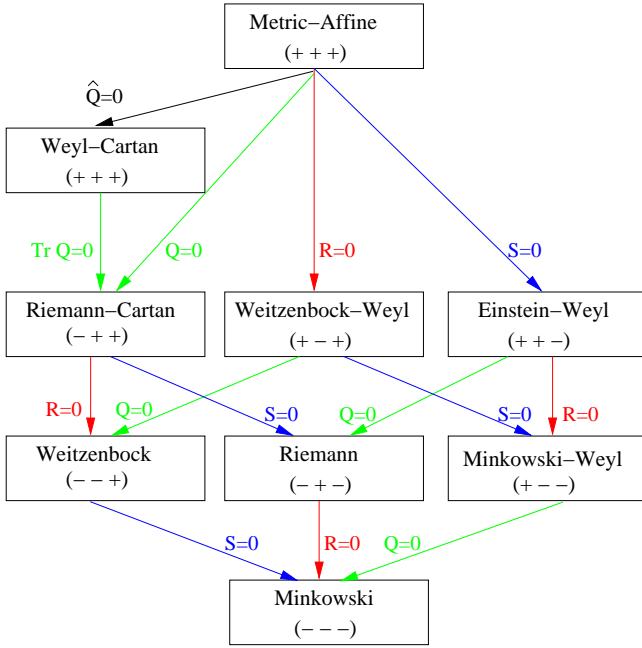


FIG. 1: Classification of spaces (Q,R,S) and the reduction flow. Metric-Affine spacetime is a manifold endowed with Lorentzian metric and linear affine connection without any restrictions. All spaces below it except the Weyl-Cartan space are special cases obtained from it by imposing three types of constraints: vanishing non-metricity tensor  $Q_{\mu\nu\rho}$  ( $Q$  for short), vanishing Riemann curvature tensor  $R_{\mu\nu\rho\sigma}$  ( $R$  for short), or vanishing torsion tensor  $S_{\mu\nu}{}^\rho$  ( $S$  for short). A plus sign in a parenthesis indicates a non-vanishing quantity from the set  $(Q, R, S)$ , and a minus sign a vanishing quantity. For example, Riemann spacetime  $(- + -)$  means that  $Q = S = 0$  but  $R \neq 0$ . Weyl-Cartan space is a Metric-Affine space with vanishing “tracefree nonmetricity”  $\hat{Q}_{\mu\nu\rho}$  ( $\hat{Q}$  for short), defined by  $\hat{Q}_{\mu\nu\rho} \equiv Q_{\mu\nu\rho} - \frac{1}{4}(\text{tr} Q)_{\mu} g_{\nu\rho}$ . The trace of the nonmetricity is defined by  $(\text{tr} Q)_{\mu} \equiv g^{\nu\rho} Q_{\mu\nu\rho}$ ; thus  $\hat{Q}$  automatically satisfies that  $(\text{tr} \hat{Q})_{\mu} = 0$  (tracefree). Subsets of the classification scheme are shown in Fig. 2 of [63], Fig. 1 of [30] and Fig. 5 of [37]. Among the terms, *Einstein-Weyl*, *Weitzenböck* and *Minkowski* spaces are standard, *Metric-Affine*, *Weyl-Cartan*, *Riemann-Cartan* and *Riemann* spaces follow [63], and we here introduce the terms *Weitzenböck-Weyl* and *Minkowski-Weyl* space by symmetry.

so that (as opposed to curvature), torsion must vanish in vacuum. Second, even within the subset of torsion theories where torsion propagates and can exist in vacuum, it is usually assumed that it couples only to intrinsic spin, not to rotational angular momentum [41, 99, 100], and is therefore negligibly small far from extreme objects such as neutron stars. This second assumption also implies that even if torsion were present in the solar system, it would only affect particles with intrinsic spin (*e.g.* a gyroscope with net magnetic polarization) [99, 100, 101, 104, 105, 106, 107, 108], while having no influence on the precession of a gyroscope without polarization [99, 100, 101] such as a gyroscope in Gravity Probe B.

Whether torsion does or does not satisfy these pessimistic assumptions depends on what the Lagrangian is, which is of course one of the things that should be tested

experimentally rather than assumed. Below we will show that the Hayashi-Shirafuji Lagrangian [70] provides an explicit counterexample to both assumptions, with a rotating body generating a torsion field — indeed, such a strong one that the gravitational forces are due entirely to torsion, not to curvature. More generally, in the spirit of action=reaction, if a rotating mass like a planet can generate torsion, then a gyroscope should also feel torsion, so the question of whether there is torsion in the solar system is one which can and should be addressed experimentally.

This experimental question is timely because the Stanford-lead gyroscope experiment known as the Gravity Probe B satellite<sup>1</sup> (GPB) was launched in April 2004 and has successfully been taking data that will soon be released. GPB contains a set of four extremely spherical gyroscopes and flies in a circular polar orbit with altitude 640 kilometers, and we will show that it has the potential to severely constrain a broad class of previously allowed torsion theories. GPB was intended to test the GR prediction [71, 72, 73, 74, 75, 76] that a gyroscope in this orbit precesses about 6,614.4 milli-arcseconds per year around its orbital angular momentum vector (geodetic precession) and about 40.9 milli-arcseconds per year about Earth’s angular momentum vector (frame-dragging)<sup>2</sup>. Most impressively, GPB should convincingly observe the frame-dragging effect, an arguably still undetected effect of the off-diagonal metric elements that originate from the rotation of Earth. Of particular interest to us is that GPB can reach a precision of 0.005% for the geodetic precession, which as we will see enables precision discrimination<sup>3</sup> between GR and a class of torsion theories.

### C. How this paper is organized

In general, torsion has 24 independent components, each being a function of time and position. Fortunately, symmetry arguments and a perturbative expansion will allow us to greatly simplify the possible form of any torsion field of Earth, a nearly spherical slowly rotating massive object. We will show that the most general possibility can be elegantly parametrized by merely seven numerical constants to be constrained experimentally. We then derive the effect of torsion on the precession rate of a gyroscope in Earth orbit and work out how the anomalous precession that GPB would register depends on these seven parameters.

The rest of this paper is organized as follows. In Section II, we review the basics of Riemann-Cartan space-

<sup>1</sup> <http://einstein.stanford.edu/>

<sup>2</sup> These numerical precession rates are taken from the GPB website.

<sup>3</sup> GPB also has potential for constraining other GR extensions [77] than those we consider in this paper.

time. In Section III, we derive the results of parametrizing the torsion field around Earth. In Section IV, we review the basics of Weitzenböck spacetime and Hayashi-Shirafuji theory, and then give the advertised linearized Kerr solution with torsion that is generated by a central rotating body. We also generalize the Hayashi-Shirafuji theory to a two-parameter family of gravity theories, which we will term Einstein-Hayashi-Shirafuji (EHS) theories, interpolating between torsion-free GR and the Hayashi-Shirafuji maximal torsion theory. In Section V, we discuss the equation of motion for the precession of a gyroscope and the world-line of its center of mass. In Section VI, we use the results to calculate the instantaneous precession rate. In Section VII, we analyze the Fourier moments for the particular orbit of GPB. In Section VIII, we apply the precession rate results to the EHS theories and discuss the observational constraints that GPB, alongside other solar system tests, will be able to place on the parameter space of the family of EHS theories. We conclude in Section IX. Technical details of torsion parameterization (*i.e.* Section III) are given in Appendices A & B. Derivation of solar system tests are given in Appendix C.

Throughout this paper, we use natural gravitational units where  $c = G = 1$ . Unless we explicitly state otherwise, a Greek letters denote an index running from 0 to 3 and a Latin letters an index from 1 to 3. We use the metric signature convention  $(-+++)$ .

## II. RIEMANN-CARTAN SPACETIME

We review the basics of Riemann-Cartan spacetime only briefly here, and refer the interested reader to Hehl *et al.* [41] for a more comprehensive discussion of spacetime with torsion. Riemann-Cartan spacetime is a connected  $C^\infty$  four-dimensional manifold endowed with metric  $g_{\mu\nu}$  of Lorentzian signature and an affine connection  $\Gamma^\mu_{\nu\rho}$  such that the non-metricity defined by equation (1) with respect to the full connection identically vanishes. In other words, the connection in Riemann-Cartan spacetime may have torsion, but it must still be compatible with the metric ( $g_{\mu\nu;\lambda} = 0$ ). The covariant derivative of a vector is given by

$$\begin{aligned}\nabla_\mu V^\nu &= \partial_\mu V^\nu + \Gamma^\nu_{\mu\rho} V^\rho, \\ \nabla_\mu V_\nu &= \partial_\mu V_\nu - \Gamma^\rho_{\mu\nu} V_\rho,\end{aligned}\quad (4)$$

where the first of the lower indices on  $\Gamma^\lambda_{\mu\sigma}$  always corresponds to the index on  $\nabla_\mu$ .

The full connection has 64 independent components. The condition of vanishing non-metricity  $\nabla_\mu g_{\nu\rho} = 0$  gives 40 constraints, and the remaining 24 components are the degrees of freedom of the torsion tensor.

In the more familiar case of Riemann spacetime, the two conditions  $S_{\mu\nu}{}^\rho = 0$  and  $Q_{\mu\nu\rho} = 0$  imply that the connection must be the so-called Levi-Civita connection (Christoffel symbol), uniquely determined by the metric

as

$$\left\{ \begin{array}{c} \rho \\ \mu\nu \end{array} \right\} = \frac{1}{2} g^{\rho\lambda} (\partial_\mu g_{\nu\lambda} + \partial_\nu g_{\mu\lambda} - \partial_\lambda g_{\mu\nu}). \quad (6)$$

In the more general case when torsion is present, the connection must depart from the Levi-Civita connection in order to be metric-compatible ( $\nabla_\mu g_{\nu\rho} = 0$ ), and this departure is (up to a historical minus sign) called the *contorsion*, defined as

$$K_{\mu\nu}{}^\rho \equiv \left\{ \begin{array}{c} \rho \\ \mu\nu \end{array} \right\} - \Gamma^\rho_{\mu\nu}. \quad (7)$$

Using the fact that the torsion is the part of the connection that is antisymmetric in the first two indices (Eq. 3), one readily shows that

$$K_{\mu\nu}{}^\rho = -S_{\mu\nu}{}^\rho - S^\rho_{\nu\mu} - S^\rho_{\mu\nu}. \quad (8)$$

In Riemann-Cartan spacetime, the metric is used to raise or lower the indices as usual.

The curvature tensor is defined as usual, in terms of the full connection rather than the Levi-Civita connection:

$$R^\rho_{\lambda\nu\mu} = \partial_\nu \Gamma^\rho_{\mu\lambda} - \partial_\mu \Gamma^\rho_{\nu\lambda} + \Gamma^\rho_{\nu\alpha} \Gamma^\alpha_{\mu\lambda} - \Gamma^\rho_{\mu\alpha} \Gamma^\alpha_{\nu\lambda}. \quad (9)$$

As in Riemann spacetime, one can prove that  $R^\rho_{\lambda\nu\mu}$  is a tensor by showing that for any vector  $V^\mu$ ,

$$\nabla_{[\nu} \nabla_{\mu]} V^\rho = \frac{1}{2} R^\rho_{\lambda\nu\mu} V^\lambda - S_{\nu\mu}{}^\alpha \nabla_\alpha V^\rho.$$

The Ricci tensor and Ricci scalar are defined by contraction the Riemann tensor just as in Riemann spacetime.

## III. PARAMETRIZATION OF THE TORSION AND CONNECTION

The torsion tensor has twenty-four independent components since it is antisymmetric in its first two indices. However, its form can be greatly simplified by the fact that Earth is well approximated as a uniformly rotating spherical object. Throughout this paper, we will therefore Taylor expand all quantities with respect to the dimensionless mass parameter

$$\varepsilon_m \equiv \frac{m}{r}, \quad (10)$$

and the dimensionless angular momentum parameter

$$\varepsilon_a \equiv \frac{a}{r}, \quad (11)$$

where  $a \equiv J/m$  is the specific angular momentum, which has units of length, and  $r$  is the distance of the field point from the central gravitating body. Here  $m$  and  $J$  are Earth's mass and rotational angular momentum, respectively. Since Earth is slowly rotating ( $\varepsilon_a \ll 1$ ), we will only need to keep track of zeroth and first order terms

in  $\varepsilon_a$ . We will also Talyor expand with respect to  $\varepsilon_m$  to first order, since we are intested in objects with orbital radii vastly exceeding Earth's Schwarzschild radius ( $\varepsilon_m \ll 1$ ).<sup>4</sup> All calculations will be to first order in  $\varepsilon_m$ , because to zeroth order in  $\varepsilon_m$ , *i.e.* in Minkowski space-time, there is no torsion. Consequently, we use the terms “zeroth order” and “first order” below with respect to the expansion in  $\varepsilon_a$ .

We start by studying in section III A the zeroth order part: the static, spherically and parity symmetric case where Earth's rotation is ignored. The first correction will be treated in section III B: the stationary and spherically axisymmetric contribution caused by Earth's rotation. For each case, we start by giving the symmetry constraints that apply for *any* quantity. We then give the most general parametrization of torsion and connection that is consistent with these symmetries, as derived in the appendices. The Kerr-like torsion solution of Hayashi-Shirafuji Lagrangian given in Section IV is an explicit example within this parametrized class. In Section VI, we will apply these results to the precession of a gyroscope around Earth.

### A. Zeroth order: the static, spherically and parity symmetric case

This is the order at which Earth's slow rotation is neglected ( $\varepsilon_a = 0$ ). For this, three convenient coordinate systems are often employed – isotropic rectangular coordinates, isotropic spherical coordinates, and standard spherical coordinates. In the following, we will find it most convenient to work in isotropic rectangular coordinates to set up and solve the problem, and then transform the result to standard spherical coordinates.

#### 1. Symmetry Principles

Tetrad spaces with spherical symmetry have been studied by Robertson [109] and Hayashi and Shirafuji [70]. Our approach in this section essentially follows their work.

Given spherical symmetry, one can naturally find a class of isotropic rectangular coordinates  $(t, x, y, z)$ . Consider a general quantity  $\mathcal{O}(x)$  that may bear upper and lower indices. It may or may not be a tensor. In either case, its transformation law  $\mathcal{O}(x) \rightarrow \mathcal{O}'(x')$  under the general coordinate transformation  $x \rightarrow x'$  should be given. By definition, a quantity  $\mathcal{O}$  is static, spherically and parity symmetric if it has the *formal functional in-*

*variance*

$$\mathcal{O}'(x') = \mathcal{O}(x')$$

under the following coordinate transformations (note that  $\mathcal{O}(x')$  denotes the original function  $\mathcal{O}(x)$  evaluated at the coordinates  $x'$ ):

1. Time translation:  $t \rightarrow t' \equiv t + t_0$  where  $t_0$  is an arbitrary constant.
2. Time reversal:  $t \rightarrow t' \equiv -t$ .
3. Continuous rotation and space inversion:

$$\mathbf{x} \rightarrow \mathbf{x}' \equiv \mathbf{R}\mathbf{x}, \quad (12)$$

where  $\mathbf{R}$  is any  $3 \times 3$  constant orthogonal ( $\mathbf{R}^t \mathbf{R} = \mathbf{I}$ ) matrix. Note that the parity symmetry allows  $\mathbf{R}$  to be an improper rotation.

#### 2. Parametrization of torsion

It can be shown (see Appendix A) that, under the above conditions, there are only two independent components of the torsion tensor. The non-zero torsion components can be parametrized in isotropic rectangular coordinates as follows:

$$S_{0i}{}^0 = t_1 \frac{m}{2r^3} x^i, \quad (13)$$

$$S_{jk}{}^i = t_2 \frac{m}{2r^3} (x^j \delta_{ki} - x^k \delta_{ji}), \quad (14)$$

where  $t_1$  and  $t_2$  are dimensionless constants. It is of course only the two combinations  $t_1 m$  and  $t_2 m$  that correspond to the physical parameters; we have chosen to introduce a third redundant quantity  $m$  here, with units of mass, to keep  $t_1$  and  $t_2$  dimensionless. Below we will see that in the context of specific torsion Lagrangians,  $m$  can be naturally identified with the mass of the object generating the torsion, up to a numerical factor close to unity.

We call  $t_1$  the “anomalous geodetic torsion” and  $t_2$  the “normal geodetic torsion”, because both will contribute to the geodetic spin precession of a gyroscope, the former “anomalously” and the latter “regularly”, as will become clear in Section VI and VII.

#### 3. Torsion and connection in standard spherical coordinates

In spherical coordinates, the torsion tensor has the following non-vanishing components:

$$S_{tr}{}^t(r) = t_1 \frac{m}{2r^2}, \quad S_{r\theta}{}^\theta(r) = S_{r\phi}{}^\phi(r) = t_2 \frac{m}{2r^2}, \quad (15)$$

where  $t_1$  and  $t_2$  are the same torsion constants as defined above.

<sup>4</sup> These two approximations  $\varepsilon_m \ll 1$  and  $\varepsilon_a \ll 1$  are highly accurate for the GPB satellite in an Earth orbit with altitude about 640 kilometers:  $\varepsilon_m \simeq 6.3 \times 10^{-10}$  and  $\varepsilon_a \simeq 5.6 \times 10^{-7}$ .

The above parametrization of torsion was derived in isotropic coordinates, but it is also valid in other spherical coordinates as far as the linear perturbation around the Minkowski spacetime is concerned. The decomposition formula (Eq. 7), derived from  $\nabla_\mu g_{\nu\rho} = 0$ , enables one to calculate the full connection exactly. However, for that purpose the coordinates with a metric must be specified. In general, a spherically symmetric coordinate system has the line element [78]

$$ds^2 = -h(r)dt^2 + f(r)dr^2 + \alpha(r)r^2 [d\theta^2 + \sin^2\theta d\phi^2] .$$

There is freedom to rescale the radius, so-called isotropic spherical coordinates corresponding to the choice  $\alpha(r) = f(r)$ . Throughout this paper, we make the common choice  $\alpha(r) = 1$ , where  $r$  can be interpreted as  $(2\pi)^{-1}$  times the circumference of a circle. To linear order,

$$\begin{aligned} h(r) &= 1 + \mathcal{H} \frac{m}{r} , \\ f(r) &= 1 + \mathcal{F} \frac{m}{r} , \end{aligned}$$

where  $\mathcal{H}$  and  $\mathcal{F}$  are dimensionless constants.

It is straightforward to show that, in the linear regime, the most general<sup>5</sup> connection that is static, spherically and parity symmetric in Riemann-Cartan spacetime with standard spherical coordinates is as follows:

$$\begin{aligned} \Gamma^t_{tr} &= \left(t_1 - \frac{\mathcal{H}}{2}\right) \frac{m}{r^2} , \\ \Gamma^t_{rt} &= -\frac{\mathcal{H}}{2} \frac{m}{r^2} , \\ \Gamma^r_{tt} &= \left(t_1 - \frac{\mathcal{H}}{2}\right) \frac{m}{r^2} , \\ \Gamma^r_{rr} &= -\frac{\mathcal{F}}{2} \frac{m}{r^2} , \\ \Gamma^r_{\theta\theta} &= -r + (\mathcal{F} + t_2)m , \\ \Gamma^r_{\phi\phi} &= -r \sin^2\theta + (\mathcal{F} + t_2)m \sin^2\theta , \\ \Gamma^\theta_{r\theta} &= \Gamma^\phi_{r\phi} = \frac{1}{r} , \\ \Gamma^\theta_{\theta r} &= \Gamma^\phi_{\phi r} = \frac{1}{r} - t_2 \frac{m}{r^2} , \\ \Gamma^\theta_{\phi\phi} &= -\sin\theta \cos\theta , \\ \Gamma^\phi_{\theta\theta} &= \Gamma^\phi_{\phi\theta} = \cot\theta . \end{aligned} \quad (17)$$

Note that the terms independent of metric and torsion merely reflect the spherical coordinate system and do not represent a deformation of spacetime — in other words,

<sup>5</sup> By “the most general” we mean that any other connections are related to the one in Eq. (17) by the nonlinear coordinate transformation law

$$\Gamma'^\mu_{\nu\lambda}(x') = \frac{\partial x'^\mu}{\partial x^\alpha} \frac{\partial x^\beta}{\partial x'^\nu} \frac{\partial x^\gamma}{\partial x'^\lambda} \Gamma^\alpha_{\beta\gamma}(x) + \frac{\partial x'^\mu}{\partial x^\alpha} \frac{\partial^2 x^\alpha}{\partial x'^\nu \partial x'^\lambda} . \quad (16)$$

the special case  $t_1 = t_2 = \mathcal{H} = -\mathcal{F} = 0$  corresponds to the connection for Minkowski spacetime. The case  $t_1 = t_2 = 0$  and  $\mathcal{H} = -\mathcal{F} = -2$  corresponds to the standard connection for Schwarzschild spacetime in the linear regime ( $r \gg m$ ).

## B. First-order: stationary, spherically axisymmetric case

The terms added at this order are due to Earth’s rotation. Roughly speaking, “*spherically axisymmetric*” refers to the property that a system is spherically symmetric except for symmetries broken by an angular momentum vector. The rigorous mathematical definition is given in Section III B 1. Subtleties related to coordinate system choices at this order fortunately do not matter in the  $\varepsilon_m \ll 1$  and  $\varepsilon_a \ll 1$  limit that we are interested in.

### 1. Symmetry Principles

Suppose we have a field configuration which depends explicitly on the angular momentum  $\mathbf{J}$  of the central spinning body. We can denote the fields generically as  $\mathcal{O}(x|\mathbf{J})$ , which is a function of coordinates  $x$  and the value of the angular momentum vector  $\mathbf{J}$ . We assume that the underlying laws of physics are symmetric under rotations, parity, time translation, and time reversal, so that the field configurations for various values of  $\mathbf{J}$  can be related to each other. Specifically, we assume that  $\mathbf{J}$  rotates as a vector, reverses under time-reversal, and is invariant under time translation and parity. It is then possible to define transformations for the field configurations,  $\mathcal{O}(x|\mathbf{J}) \rightarrow \mathcal{O}'(x'|\mathbf{J}')$ , for these same symmetry operations. Here  $\mathcal{O}'(x'|\mathbf{J}')$  denotes the transform of the field configuration that was specified by  $\mathbf{J}$  before the transformation;  $\mathcal{O}$  may or may not be a tensor, but its transformation properties are assumed to be specified. The symmetries of the underlying laws of physics then imply that the configurations  $\mathcal{O}(x|\mathbf{J})$  are stationary and *spherically axisymmetric* in the sense that the transformed configuration is identical to the configuration that one would compute by transforming  $\mathbf{J} \rightarrow \mathbf{J}'$ . That is,

$$\mathcal{O}'(x'|\mathbf{J}) = \mathcal{O}(x'|\mathbf{J}')$$

under the following coordinate transformation:

1. time translation:  $t \rightarrow t' \equiv t + t_0$  where  $t_0$  is an arbitrary constant.
2. Time reversal:  $t \rightarrow t' \equiv -t$ .
3. Continuous rotation and space inversion:  $\mathbf{x} \rightarrow \mathbf{x}' \equiv \mathbf{R}(\mathbf{x})$ , *i.e.*  $\mathbf{x}'$  is related to  $\mathbf{x}$  by any proper or improper rotation.

Below we will simplify the problem by keeping track only of terms linear in  $J/r^2 = \varepsilon_m \varepsilon_a$  below.

### 2. Parametrization of metric

With these symmetries, it can be shown that the first-order contribution to the metric is

$$g_{ti} = g_{it} = \frac{\mathcal{G}}{r^2} \epsilon_{ijk} J^j \hat{x}^k \quad (18)$$

in rectangular coordinates  $x^\mu = (t, x^i)$ , where  $\mathcal{G}$  is a constant, or

$$g_{t\phi} = g_{\phi t} = \mathcal{G} \frac{J}{r} \sin^2 \theta \quad (19)$$

in spherical coordinates  $x^\mu = (t, r, \theta, \phi)$  where the polar angle  $\theta$  is the angle with respect to the rotational angular momentum  $\mathbf{J}$ . The details of the derivation are given in Appendix B.

### 3. Parametrization of torsion

In Appendix B, we show that, in rectangular coordinates, the first-order correction to the torsion is

$$\begin{aligned} S_{ij}{}^t &= \frac{f_1}{2r^3} \epsilon_{ijk} J^k + \frac{f_2}{2r^3} J^k \hat{x}^l (\epsilon_{ikl} \hat{x}^j - \epsilon_{jkl} \hat{x}^i), \\ S_{tij} &= \frac{f_3}{2r^3} \epsilon_{ijk} J^k + \frac{f_4}{2r^3} J^k \hat{x}^l \epsilon_{ikl} \hat{x}^j + \frac{f_5}{2r^3} J^k \hat{x}^l \epsilon_{jkl} \hat{x}^i. \end{aligned}$$

In spherical coordinates, these first-order torsion terms are

$$\begin{aligned} S_{r\phi}{}^t &= w_1 \frac{ma}{2r^2} \sin^2 \theta, \\ S_{\theta\phi}{}^t &= w_2 \frac{ma}{2r} \sin \theta \cos \theta, \\ S_{t\phi}{}^r &= w_3 \frac{ma}{2r^2} \sin^2 \theta, \\ S_{t\phi}{}^\theta &= w_4 \frac{ma}{2r^3} \sin \theta \cos \theta, \\ S_{tr}{}^\phi &= w_5 \frac{ma}{2r^4}, \\ S_{t\theta}{}^\phi &= -w_4 \frac{ma}{2r^3} \cot \theta. \end{aligned}$$

Here  $f_1, \dots, f_5$  and  $w_1, \dots, w_5$  are constants. The latter are linear combinations of the former. The details of the derivation are given in Appendix B. We call  $w_1, \dots, w_5$  the “frame-dragging torsion”, since they will contribute the frame-dragging spin precession of a gyroscope as will become clear in Section VI.

### C. Around Earth

We now summarize the results to linear order. We have computed the parametrization perturbatively in the dimensionless parameters  $\varepsilon_m \equiv m/r$  and  $\varepsilon_a \equiv a/r$ . The zeroth order ( $\varepsilon_a = 0$ ) solution, where Earth’s slow rotation is ignored, is simply the solution around a static spherical

body, i.e. the case studied in Section III A. The first order correction, due to Earth’s rotation, is stationary and spherically axisymmetric as derived in Section III B. A quantity  $\mathcal{O}$  to linear order is the sum of these two orders. In spherical coordinates, a general line element thus takes the form

$$\begin{aligned} ds^2 &= - \left[ 1 + \mathcal{H} \frac{m}{r} \right] dt^2 + \left[ 1 + \mathcal{F} \frac{m}{r} \right] dr^2 + \\ &\quad + r^2 d\Omega^2 + 2 \mathcal{G} \frac{ma}{r} \sin^2 \theta dt d\phi, \end{aligned} \quad (20)$$

where  $d\Omega^2 = d\theta^2 + \sin^2 \theta d\phi^2$ . Here  $\mathcal{H}$ ,  $\mathcal{F}$  and  $\mathcal{G}$  are dimensionless constants. In GR, the Kerr metric [79, 80] at large distance gives the constants  $\mathcal{H} = -\mathcal{F} = \mathcal{G} = -2$ . The result  $\mathcal{G} = -2$  can also be derived more generally as shown by de Sitter [81] and Lense & Thirring [82]. As above,  $J = ma$  denotes the magnitude of Earth’s rotational angular momentum.

Combining our 0th and 1st order expressions from above for the torsion around Earth, we obtain

$$\begin{aligned} S_{tr}{}^t &= t_1 \frac{m}{2r^2}, \\ S_{r\theta}{}^\theta &= S_{r\phi}{}^\phi = t_2 \frac{m}{2r^2}, \\ S_{r\phi}{}^t &= w_1 \frac{ma}{2r^2} \sin^2 \theta, \\ S_{\theta\phi}{}^t &= w_2 \frac{ma}{2r} \sin \theta \cos \theta, \\ S_{t\phi}{}^r &= w_3 \frac{ma}{2r^2} \sin^2 \theta, \\ S_{t\phi}{}^\theta &= w_4 \frac{ma}{2r^3} \sin \theta \cos \theta, \\ S_{tr}{}^\phi &= w_5 \frac{ma}{2r^4}, \\ S_{t\theta}{}^\phi &= -w_4 \frac{ma}{2r^3} \cot \theta. \end{aligned} \quad (21)$$

All other components vanish. Again,  $t_1, t_2, w_1, w_2, w_3, w_4, w_5$  are dimensionless constants.

The calculation of the corresponding connection is straightforward by virtue of Eq. (7). It is not hard to show that, to linear order in a Riemann-Cartan spacetime in spherical coordinates, the connection around Earth has

the following non-vanishing components:

$$\begin{aligned}
\Gamma_{tr}^t &= \left(t_1 - \frac{\mathcal{H}}{2}\right) \frac{m}{r^2}, \\
\Gamma_{rt}^t &= -\frac{\mathcal{H}}{2} \frac{m}{r^2}, \\
\Gamma_{r\phi}^t &= (3\mathcal{G} + w_1 - w_3 - w_5) \frac{ma}{2r^2} \sin^2 \theta, \\
\Gamma_{\phi r}^t &= (3\mathcal{G} - w_1 - w_3 - w_5) \frac{ma}{2r^2} \sin^2 \theta, \\
\Gamma_{\theta\phi}^t &= w_2 \frac{ma}{2r} \sin \theta \cos \theta, \\
\Gamma_{\phi\theta}^t &= -w_2 \frac{ma}{2r} \sin \theta \cos \theta, \\
\Gamma_{tt}^r &= \left(t_1 - \frac{\mathcal{H}}{2}\right) \frac{m}{r^2}, \\
\Gamma_{rr}^r &= -\frac{\mathcal{F}}{2} \frac{m}{r^2}, \\
\Gamma_{\theta\theta}^r &= -r + (\mathcal{F} + t_2)m, \\
\Gamma_{\phi\phi}^r &= -r \sin^2 \theta + (\mathcal{F} + t_2)m \sin^2 \theta, \\
\Gamma_{t\phi}^r &= (\mathcal{G} - w_1 + w_3 - w_5) \frac{ma}{2r^2} \sin^2 \theta, \\
\Gamma_{\phi t}^r &= (\mathcal{G} - w_1 - w_3 - w_5) \frac{ma}{2r^2} \sin^2 \theta, \\
\Gamma_{t\phi}^\theta &= (-2\mathcal{G} - w_2 + 2w_4) \frac{ma}{2r^3} \sin \theta \cos \theta, \\
\Gamma_{\phi t}^\theta &= (-2\mathcal{G} - w_2) \frac{ma}{2r^3} \sin \theta \cos \theta, \\
\Gamma_{r\theta}^\theta &= \Gamma_{r\phi}^\phi = \frac{1}{r}, \\
\Gamma_{\theta r}^\theta &= \Gamma_{\phi r}^\phi = \frac{1}{r} - t_2 \frac{m}{r^2}, \\
\Gamma_{\phi\phi}^\theta &= -\sin \theta \cos \theta, \\
\Gamma_{tr}^\phi &= (-\mathcal{G} + w_1 - w_3 + w_5) \frac{ma}{2r^4}, \\
\Gamma_{rt}^\phi &= (-\mathcal{G} + w_1 - w_3 - w_5) \frac{ma}{2r^4}, \\
\Gamma_{t\theta}^\phi &= (2\mathcal{G} + w_2 - 2w_4) \frac{ma}{2r^3} \cot \theta, \\
\Gamma_{\theta t}^\phi &= (2\mathcal{G} + w_2) \frac{ma}{2r^3} \cot \theta, \\
\Gamma_{\theta\phi}^\phi &= \Gamma_{\phi\theta}^\phi = \cot \theta.
\end{aligned} \tag{22}$$

#### IV. LINEARIZED KERR SOLUTION WITH TORSION IN WEITZENBÖCK SPACETIME

So far, we have used only symmetry principles to derive the most general torsion possible around Earth to lowest order. We now turn to the separate question of whether there is any gravitational Lagrangian that actually produces torsion around Earth. We will show that the answer is yes by exploring the specific example of the Hayashi-Shirafuji Lagrangian [70] in Weitzenböck spacetime, showing that it populates a certain subset of the torsion degrees of freedom that we parametrized above

and that this torsion mimics the Kerr metric to lowest order even though the Riemann curvature of spacetime vanishes. We begin with a brief review of Weitzenböck spacetime and the Hayashi-Shirafuji Lagrangian, then give the linearized solution in terms of the seven parameters  $t_1, t_2, w_1, \dots, w_5$  from above, and finally comment on this solution and its implications. The solution we will derive is a particular special case of what the symmetry principles allow, and is for the particularly simple case where the Riemann curvature vanishes (Weitzenböck spacetime). Later, we will give a more general Lagrangian producing both torsion and curvature, effectively interpolating between the Weitzenböck case below and standard GR.

We adopt the convention only here in Section IV that Latin letters are indices for the internal basis, whereas Greek letters are spacetime indices, both running from 0 to 3.

##### A. Weitzenböck spacetime

We give a compact review of Weitzenböck spacetime and Hayashi-Shirafuji Lagrangian here and in Section IV B respectively. We refer the interested reader to their original papers [69, 70] for a complete survey of these subjects.

Weitzenböck spacetime is a Riemann-Cartan spacetime in which the Riemann curvature tensor, defined in Eq. (9), vanishes identically:

$$R^\rho{}_{\lambda\nu\mu}(\Gamma) = 0. \tag{23}$$

Figure 1 illustrates how Weitzenböck spacetime is related to other spacetimes.

Consider a local coordinate neighborhood of a point  $p$  in a Weitzenböck manifold with local coordinates  $x^\mu$ . Introduce the coordinate basis  $\{\bar{E}_\mu\} = \{(\partial/\partial x^\mu)_p\}$  and the dual basis  $\{\bar{E}^\mu\} = \{(dx^\mu)_p\}$ . A vector  $\bar{V}$  at  $p$  can be written as  $\bar{V} = V^\mu \bar{E}_\mu$ . The manifold is equipped with an inner product; the metric is the inner product of the coordinate basis vectors,

$$g(\bar{E}_\mu, \bar{E}_\nu) = g(\bar{E}_\nu, \bar{E}_\mu) = g_{\mu\nu}.$$

There exists a quadruplet of orthonormal vector fields  $\bar{e}_k(p)$ , where  $\bar{e}_k(p) = e_k{}^\mu(p) \bar{E}_\mu$ , such that

$$g(\bar{e}_k, \bar{e}_l) = g_{\mu\nu} e_k{}^\mu e_l{}^\nu = \eta_{kl}, \tag{24}$$

where  $\eta_{kl} = \text{diag}(-1, 1, 1, 1)$ . There also exists a dual quadruplet of orthonormal vector fields  $\bar{e}^k(p)$ , where  $\bar{e}^k(p) = e^k{}_\mu(p) \bar{E}^\mu$ , such that

$$e_k{}^\mu e^\nu{}_\mu = \delta^\mu{}_\nu, \quad e_k{}^\mu e^l{}_\mu = \delta_k{}^l. \tag{25}$$

This implies that

$$\eta_{kl} e^k{}_\mu e^l{}_\nu = g_{\mu\nu}. \tag{26}$$

which is often phrased as the  $4 \times 4$  matrix  $\mathbf{e}$  (a.k.a. the *tetrad* or *vierbein*) being “the square root of the metric”.

An alternative definition of Weitzenböck spacetime that is equivalent to that of Eq. (23) is requiring the Riemann-Cartan spacetime to admit a quadruplet of linearly independent *parallel vector fields*  $e_k^\mu$ , defined by<sup>6</sup>

$$\nabla_\mu e_k^\nu = \partial_\mu e_k^\nu + \Gamma_{\mu\lambda}^\nu e_k^\lambda = 0. \quad (27)$$

Solving this equation, one finds that

$$\Gamma_{\mu\nu}^\lambda = e_k^\lambda \partial_\mu e_k^\nu, \quad (28)$$

and that the torsion tensor

$$S_{\mu\nu}^\lambda = \frac{1}{2} e_k^\lambda (\partial_\mu e_k^\nu - \partial_\nu e_k^\mu). \quad (29)$$

This property of allowing globally parallel basis vector fields was termed “teleparallelism” by Einstein, since it allows unambiguous parallel transport, and formed the foundation of the torsion theory he termed “new general relativity” [83, 84, 85, 86, 87, 88, 89, 90, 91, 92, 93, 94, 95, 96, 97, 98].

A few additional comments are in order:

1. It is easy to verify that the first definition of Weitzenböck spacetime (as curvature-free, *i.e.* via Eq. (23)) follows from the second definition — one simply uses the explicit expression for the connection (Eq. 28). It is also straightforward to verify that  $\nabla_\mu g_{\nu\rho} = 0$  using Eq. (26) and (27).
2. Eq. (28) is form invariant under general (spacetime) coordinate transformations due to the nonlinear transformation law (Eq. (16)) of the connection, provided that  $e_k^\mu$  and  $e_k^\mu$  transform as a contravariant vector and a covariant vector, respectively.
3. The Weitzenböck spacetime preserves its geometry under *global* proper orthochronous Lorentz transformations, *i.e.* a new equivalent quadruplet of parallel vector fields  $\underline{e}'$  is obtained by a global proper orthochronous Lorentz transformation,  $e'^\mu_k = \Lambda^l_k e_l^\mu$ .

## B. Hayashi-Shirafuji Lagrangian

The Hayashi-Shirafuji Lagrangian [70] is a gravitational Lagrangian density constructed in the geometry of Weitzenböck spacetime. It is a Poincaré gauge theory in that the parallel vector fields  $\underline{e}_k$  (rather than the

metric or torsion) are the basic entities with respect to which the action is varied to obtain the gravitational field equations.

First, note that the torsion tensor in Eq. (29) is *reducible* under the group of global Lorentz transformation. It can be decomposed into three irreducible parts under this Lorentz group [110]<sup>7</sup>, *i.e.* into parts which do not mix under a global Lorentz transformation:

$$t_{\lambda\mu\nu} = \frac{1}{2}(S_{\nu\mu\lambda} + S_{\nu\lambda\mu}) + \frac{1}{6}(g_{\nu\lambda}v_\mu + g_{\nu\mu}v_\lambda) - \frac{1}{3}g_{\lambda\mu}v_\nu, \quad (30)$$

$$v_\mu = S_{\mu\lambda}^\lambda, \quad (31)$$

$$a_\mu = \frac{1}{6}\bar{\epsilon}_{\mu\nu\rho\sigma}S^{\sigma\rho\nu}, \quad (32)$$

Here  $\bar{\epsilon}_{\mu\nu\rho\sigma} = \sqrt{-g}\epsilon_{\mu\nu\rho\sigma}$  and  $\bar{\epsilon}^{\mu\nu\rho\sigma} = \epsilon^{\mu\nu\rho\sigma}/\sqrt{-g}$  are 4-tensors, and the Levi-Civita symbol is normalized such that  $\epsilon_{0123} = -1$  and  $\epsilon^{0123} = +1$ . The tensor  $t_{\lambda\mu\nu}$  satisfies  $t_{\lambda\mu\nu} = t_{\mu\lambda\nu}$ ,  $g^{\mu\nu}t_{\lambda\mu\nu} = g^{\lambda\mu}t_{\lambda\mu\nu} = 0$ , and  $t_{\lambda\mu\nu} + t_{\mu\nu\lambda} + t_{\nu\lambda\mu} = 0$ . Conversely, the torsion can be written in terms of its irreducible parts as

$$S_{\nu\mu\lambda} = \frac{2}{3}(t_{\lambda\mu\nu} - t_{\lambda\nu\mu}) + \frac{1}{3}(g_{\lambda\mu}v_\nu - g_{\lambda\nu}v_\mu) + \bar{\epsilon}_{\lambda\mu\nu\rho}a^\rho. \quad (33)$$

In order that the field equation be a second-order differential equation in  $\underline{e}_k$  (so that torsion can propagate), the Lagrangian is required to be quadratic in the torsion tensor. In addition, the Lagrangian should be invariant under the group of general coordinate transformations, under the global proper orthochronous Lorentz group, and under parity reversal in the internal basis ( $\underline{e}_0 \rightarrow \underline{e}_0$ ,  $\underline{e}_a \rightarrow -\underline{e}_a$ ). Hayashi and Shirafuji suggested the gravitational action of the following form [70]:

$$I_G = \int d^4x \sqrt{-g} \left[ \frac{1}{2\kappa} R(\{\}) + c_1 t^{\lambda\mu\nu} t_{\lambda\mu\nu} + c_2 v^\mu v_\mu + c_3 a^\mu a_\mu \right], \quad (34)$$

where  $c_1, c_2, c_3$  are three free parameters,  $R(\{\})$  is the scalar curvature calculated using the Levi-Civita connection and  $\kappa = 8\pi G/c^4$ . The *vacuum* field equations are obtained by varying this action with respect to  $e_k^\nu$  and then multiplying by  $\eta^{kj}e_j^\mu$ :

$$\frac{1}{2\kappa} G^{\mu\nu}(\{\}) + \nabla_\lambda F^{\mu\nu\lambda} + v_\lambda F^{\mu\nu\lambda} + H^{\mu\nu} - \frac{1}{2} g^{\mu\nu} L' = 0. \quad (35)$$

Here the first term denotes the Einstein tensor in Riemann spacetime. The other tensors in the above equation

<sup>6</sup> Note that Hayashi and Shirafuji [70] adopted a convention where the order of the lower index placement in the connection is opposite to that in Eq. (27).

<sup>7</sup> Note that we denote the irreducible parts (*i.e.*  $t_{\lambda\mu\nu}, v_\mu, a_\mu$ ) by the same letters as in [70], but that these quantities here are only one half as large as in [70], due to different conventions in the definition of torsion. Similarly, the quantities  $c_1, c_2, c_3$  in Eq. (34) are four times as large as in [70].



are defined as follows:

$$F^{\mu\nu\lambda} = c_1(t^{\mu\nu\lambda} - t^{\mu\lambda\nu}) + c_2(g^{\mu\nu}v^\lambda - g^{\mu\lambda}v^\nu) - \frac{1}{3}c_3\bar{\epsilon}^{\mu\nu\lambda\rho}a_\rho, \quad (36)$$

$$H^{\mu\nu} = 2S^{\mu\sigma\rho}F_{\rho\sigma}{}^\nu - S^{\sigma\rho\nu}F_{\rho\sigma}{}^\mu, \quad (37)$$

$$L' = c_1 t^{\lambda\mu\nu}t_{\lambda\mu\nu} + c_2 v^\mu v_\mu + c_3 a^\mu a_\mu. \quad (38)$$

### C. Static, spherically and parity symmetric vacuum solution

Hayashi and Shirafuji derived the static, spherically and parity symmetric  $R_{\mu\nu\rho\sigma} = 0$  vacuum solutions for this Lagrangian in [70]. The parallel vector fields take the following form in isotropic rectangular coordinates (here Latin letters are spatial indices) [70]:

$$\begin{aligned} e_0^0 &= \left(1 - \frac{m_0}{pr}\right)^{-p/2} \left(1 + \frac{m_0}{qr}\right)^{q/2}, \\ e_0^i &= e_a^i = 0, \\ e_a^i &= \left(1 - \frac{m_0}{pr}\right)^{-1+p/2} \left(1 + \frac{m_0}{qr}\right)^{-1-q/2} \delta_a^i, \end{aligned} \quad (39)$$

where  $m_0$  is a parameter with units of mass and will be related to the physical mass of the central gravitating body in Section VIII. The new parameters  $p$  and  $q$  are functions of a dimensionless parameter  $\epsilon$ :

$$\epsilon \equiv \frac{\kappa(c_1 + c_2)}{1 + \kappa(c_1 + 4c_2)}, \quad (40)$$

$$p \equiv \frac{2}{1 - 5\epsilon} \{[(1 - \epsilon)(1 - 4\epsilon)]^{1/2} - 2\epsilon\}, \quad (41)$$

$$q \equiv \frac{2}{1 - 5\epsilon} \{[(1 - \epsilon)(1 - 4\epsilon)]^{1/2} + 2\epsilon\}. \quad (42)$$

Here  $\kappa = 8\pi G$ .

The line element in the static, spherically and parity symmetric field takes the exact form [70]

$$\begin{aligned} ds^2 &= -\left(1 - \frac{m_0}{pr}\right)^p \left(1 + \frac{m_0}{qr}\right)^{-q} dt^2 \\ &\quad + \left(1 - \frac{m_0}{pr}\right)^{2-p} \left(1 + \frac{m_0}{qr}\right)^{2+q} dx^i dx^i. \end{aligned} \quad (43)$$

In order to generalize this solution to the axisymmetric case, we transform the parallel vector fields into standard spherical coordinates and keep terms to first order in  $m_0/r$  (the subscript “sp” stands for “spherical”):

$$e_{(\text{sp})k}{}^\mu = \downarrow_k \begin{matrix} \rightarrow \mu \\ \left(1 + \frac{m_0}{r} \quad 0 \\ 0 \quad \mathbf{B}\right) \end{matrix} \quad (44)$$

where

$$\mathbf{B} = \begin{pmatrix} \left[1 - \frac{m_0}{r} \left(1 + \frac{1}{q} - \frac{1}{p}\right)\right] \sin \theta \cos \phi & \cos \theta \cos \phi/r & -\csc \theta \sin \phi/r \\ \left[1 - \frac{m_0}{r} \left(1 + \frac{1}{q} - \frac{1}{p}\right)\right] \sin \theta \sin \phi & \cos \theta \sin \phi/r & \csc \theta \cos \phi/r \\ \left[1 - \frac{m_0}{r} \left(1 + \frac{1}{q} - \frac{1}{p}\right)\right] \cos \theta & -\sin \theta/r & 0 \end{pmatrix}$$

A particularly interesting solution is that for the parameter choice  $c_1 = -c_2$  so that  $\epsilon = 0$  and  $p = q = 2$ . Eq. (43) shows that the resultant metric coincides with the Schwarzschild metric around an object of mass  $m_0$ . The parameter  $c_3$  is irrelevant here because of the static, spherically and parity symmetric field. When  $c_1 + c_2$  is small but nonzero, we have  $\epsilon \ll 1$  and

$$p = 2 + \epsilon + \mathcal{O}(\epsilon^2), \quad (45)$$

$$q = 2 + 9\epsilon + \mathcal{O}(\epsilon^2). \quad (46)$$

By using equations (26), (28) and (29), we find that the linearized metric and torsion match our parametrization in Section III A. When  $\epsilon \ll 1$ , the line element is

$$ds^2 = -\left[1 - 2\frac{m_0}{r}\right] dt^2 + \left[1 + 2(1 - 2\epsilon)\frac{m_0}{r}\right] dr^2 + r^2 d\Omega^2, \quad (47)$$

and the torsion is

$$S_{tr}{}^t = -\frac{m_0}{2r^2}, \quad (48)$$

$$S_{r\theta}{}^\theta = S_{r\phi}{}^\phi = -(1 - 2\epsilon)\frac{m_0}{2r^2}, \quad (49)$$

both to linear order in  $m_0/r$ .

### D. Solution around Earth

We now investigate the field generated by a uniformly rotating spherical body to first order in  $\varepsilon_a$ . The resulting metric should coincide with the Kerr-like metric, *i.e.*

$$g_{t\phi} = \mathcal{G}_0(m_0 a/r) \sin^2 \theta, \quad (50)$$

around an object of specific angular momentum  $a$  in the linear regime  $m_0/r \ll 1$  and  $a/r \ll 1$ . Since the Kerr-like metric automatically satisfies  $G(\{\}) = 0$  in vacuum, the vacuum field equation reduces to

$$\nabla_\lambda F^{\mu\nu\lambda} + v_\lambda F^{\mu\nu\lambda} + H^{\mu\nu} - \frac{1}{2}g^{\mu\nu}L' = 0. \quad (51)$$

We now employ our parametrization with “mass” in Eq. (21) replaced by  $m_0$ , where  $m_0$  is the parameter in accordance with Section IV C. In Section VIII, we will apply the Kerr solution  $\mathcal{G} = -2$  after rescaling  $m_0$  to correspond to the physical mass. Imposing the no-curvature condition  $R_{\mu\nu\rho\sigma} = 0$ , we find that this condition and Eq. (51) are satisfied to lowest order in  $m_0/r$  and  $a/r$  if

$$\begin{aligned} w_1^{(0)} &= \mathcal{G}_0 - \alpha_0, \\ w_2^{(0)} &= -2(\mathcal{G}_0 - \alpha_0), \\ w_3^{(0)} &= w_4^{(0)} = \alpha_0, \\ w_5^{(0)} &= 2\alpha_0. \end{aligned} \quad (52)$$

Here a superscript (0) indicates the parametrization with  $m_0$  in place of  $m$ .  $\alpha_0$  is an undetermined constant and should depend on the Lagrangian parameters  $c_1$ ,  $c_2$  and  $c_3$ . This parameter has no effect on the precession of a gyroscope or on any of the other observational constraints that we consider, so its value is irrelevant to the present paper.

The parallel vector fields that give the Kerr metric, the connection and the torsion (including the spherically symmetric part) via equations (25)–(26) and (28)–(29) take the following form to linear order:

$$e_k^\mu = e_{(\text{sp})k}^\mu + \begin{matrix} \rightarrow \mu \\ \downarrow k \end{matrix} \begin{pmatrix} 0 & 0 & 0 & -\alpha_0 m_0 a / r^3 \\ -(\mathcal{G}_0 - \alpha_0) m_0 a \sin \theta \sin \phi / r^2 & 0 & 0 & 0 \\ (\mathcal{G}_0 - \alpha_0) m_0 a \sin \theta \cos \phi / r^2 & 0 & 0 & 0 \\ 0 & 0 & 0 & 0 \end{pmatrix}$$

### E. Linear interpolation between GR and Hayashi-Shirafuji Lagrangian

We found that the Hayashi-Shirafuji Lagrangian admits both the Schwarzschild metric and (at least to linear order) the Kerr metric, but in the Weitzenböck spacetime where there is no Riemann curvature and all spacetime structure is due to torsion. This is therefore an opposite extreme of GR, which admits these same metrics in Riemann spacetime with all curvature and no torsion. Both of these solutions can be embedded in Riemann-Cartan spacetime (which admits both curvature and torsion), and we will now present a more general two-parameter family of Lagrangians that interpolates between these two extremes, always allowing the Kerr metric and generally explaining the spacetime distortion with a combination of curvature and torsion.

This family of theories, which we will term Einstein Hayashi-Shirafuji (EHS) theories, have an action of the form

$$I_G = \int d^4x \sqrt{-g} \left[ \frac{1}{2\kappa} R(\{\}) + \sigma^2 c_1 t^{\lambda\mu\nu} t_{\lambda\mu\nu} + \sigma^2 c_2 v^\mu v_\mu + \sigma^2 c_3 a^\mu a_\mu \right] \quad (53)$$

where  $\sigma$  is a parameter in the range  $0 \leq \sigma \leq 1$ . Here the tensors  $t_{\lambda\mu\nu}$ ,  $v_\mu$  and  $a_\mu$  are the decomposition of  $\sigma^{-1} S_{\nu\mu\lambda}$ , which is independent of  $\sigma$  and depends only on  $e^\mu_k$  as per Eq. (55). The corresponding equation of motion is identical to that for the Hayashi-Shirafuji Lagrangian (Eq. 35) except for the replacement  $c_{1,2,3} \rightarrow \sigma^2 c_{1,2,3}$ . Also, the  $S^{\mu\sigma\rho}$  in Eq. (37) is replaced by  $\sigma^{-1} S^{\mu\sigma\rho}$ . Thus the EHS Lagrangian admits the same solution for  $e_k^\mu$ . Since the metric is independent of the parameter  $\sigma$ , the EHS Lagrangian admits both the spherically symmetric metric in Eq. (43) and the Kerr-like metric in Eq. (50), at least to the linear

order. For the spherically symmetric metric, the parameter  $\epsilon$  in Hayashi-Shirafuji theory is generalized to a new parameter  $\tau$  in EHS theories, defined by the replacement  $c_{1,2} \rightarrow \sigma^2 c_{1,2}$ :

$$\tau \equiv \frac{\kappa \sigma^2 (c_1 + c_2)}{1 + \kappa \sigma^2 (c_1 + 4c_2)}. \quad (54)$$

The torsion around Earth is linearly proportional to  $\sigma$ , given by the parameter  $\sigma$  times the solution in Eq. (48) and (52):

$$S_{\mu\nu}^\lambda \equiv \frac{\sigma}{2} e_k^\lambda (\partial_\mu e_\nu^k - \partial_\nu e_\mu^k). \quad (55)$$

By virtue of Eq. (7), it is straightforward to show that the connection is of the form

$$\Gamma^\rho_{\mu\nu} = (1 - \sigma) \left\{ \begin{matrix} \rho \\ \mu\nu \end{matrix} \right\} + \sigma e_k^\rho \partial_\mu e_\nu^k. \quad (56)$$

EHS theory thus interpolates smoothly between GR ( $\sigma = 0$ ) and the all-torsion Hayashi-Shirafuji theory ( $\sigma = 1$ ). Since GR is so far consistent with all known observations, it is interesting to explore (as we will below) what observational upper limits can be placed on  $\sigma$ .

## V. PRECESSION OF A GYROSCOPE I: FUNDAMENTALS

### A. Rotational angular momentum

There exist two ways to covariantly quantify the angular momentum of a spinning object, in literature denoted  $S^\mu$  and  $S^{\mu\nu}$ , respectively. (Despite our overuse of the letter  $S$ , they can be distinguished by the number of indices.) In the rest frame of the center of mass of a gyroscope, the 4-vector is

$$S^\mu = (0, \vec{S}_0), \quad (57)$$

and the 4-tensor  $S^{\mu\nu}$  has the components

$$S^{0i} = S^{i0} = 0, \quad S^{ij} = \epsilon^{ijk} S_0^k, \quad (58)$$

where  $i = x, y, z$ .  $\vec{S}_0 = S_0^x \hat{x} + S_0^y \hat{y} + S_0^z \hat{z}$  is the rotational angular momentum of a gyroscope observed by an observer co-moving with the center of mass of the gyroscope. The relation between  $S^\mu$  and  $S^{\mu\nu}$  can be written in the local (flat) frame as

$$S^\mu = \epsilon^{\mu\nu\rho\sigma} u_\nu S_{\rho\sigma}, \quad (59)$$

where  $u^\mu = dx^\mu/d\tau$  is the 4-velocity.

In curved spacetime, the Levi-Civita symbol is generalized to  $\bar{\epsilon}^{\mu\nu\rho\sigma} = \epsilon^{\mu\nu\rho\sigma}/\sqrt{-g}$  where  $g = \det g_{\mu\nu}$ . It is easy to prove that  $\bar{\epsilon}^{\mu\nu\rho\sigma}$  is a 4-tensor. Then Eq. (59) becomes a covariant relation

$$S^\mu = \bar{\epsilon}^{\mu\nu\rho\sigma} u_\nu S_{\rho\sigma}. \quad (60)$$

		Hayashi-Shirafuji with $m_0$	EHS with $m_0$	Definitions
metric parameters	$\mathcal{H}^{(0)}$	-2	-2	$g_{tt} = -1 - \mathcal{H}^{(0)} m_0/r + \mathcal{O}(m_0/r)^2$
	$\mathcal{F}^{(0)}$	$2(1 - 2\epsilon)$	$2(1 - 2\tau)$	$g_{rr} = 1 + \mathcal{F}^{(0)} m_0/r + \mathcal{O}(m_0/r)^2$
geodetic torsions	$t_1^{(0)}$	-1	$-\sigma$	anomalous, $S_{tr}{}^t = t_1^{(0)} m_0/2r^2$
	$t_2^{(0)}$	$-(1 - 2\epsilon)$	$-\sigma(1 - 2\tau)$	normal, $S_{r\theta}{}^\theta = S_{r\phi}{}^\phi = t_2^{(0)} m_0/2r^2$
frame-dragging torsions	$w_1^{(0)}$	$\mathcal{G}_0 - \alpha_0$	$\sigma(\mathcal{G}_0 - \alpha_0)$	$S_{r\phi}{}^t = w_1^{(0)} (m_0 a/2r^2) \sin^2 \theta$
	$w_2^{(0)}$	$-2(\mathcal{G}_0 - \alpha_0)$	$-2\sigma(\mathcal{G}_0 - \alpha_0)$	$S_{\theta\phi}{}^t = w_2^{(0)} (m_0 a/2r) \sin \theta \cos \theta$
	$w_3^{(0)}$	$\alpha_0$	$\sigma\alpha_0$	$S_{t\phi}{}^r = w_3^{(0)} (m_0 a/2r^2) \sin^2 \theta$
	$w_4^{(0)}$	$\alpha_0$	$\sigma\alpha_0$	$S_{t\phi}{}^\theta = w_4^{(0)} (m_0 a/2r^3) \sin \theta \cos \theta$
	$w_5^{(0)}$	$2\alpha_0$	$2\sigma\alpha_0$	$S_{tr}{}^\phi = w_5^{(0)} m_0 a/2r^4$

TABLE I: Summary of metric and torsion parameters for General Relativity, Hayashi-Shirafuji gravity and Einstein-Hayashi-Shirafuji (EHS) theories. The subscript 0 indicates all parameter values are normalized by an arbitrary constant  $m_0$  (with the units of mass) that is not necessarily the physical mass of the body generating the gravity. The parameter  $\alpha_0$  in frame-dragging torsions is an undetermined constant and should depend on the Hayashi-Shirafuji Lagrangian parameters  $c_1$ ,  $c_2$  and  $c_3$ . The parameter  $\tau$ , defined in Eq. (40) and assumed small, is an indicator of how close the emergent metric is to the Schwarzschild metric. The values in the column of Einstein-Hayashi-Shirafuji interpolation are those in the Hayashi-Shirafuji *times* the interpolation parameter  $\sigma$ .

In addition, the vanishing of temporal components of  $S^\mu$  and  $S^{\mu\nu}$  can be written as covariant conditions as follows:

$$S^\mu u_\mu = 0, \quad (61)$$

$$S^{\mu\nu} u_\nu = 0. \quad (62)$$

In the literature [71], Eq. (62) is called Pirani's supplementary condition.

### B. Equation of motion for precession of a gyroscope

To derive the equation of motion for  $S^\mu$  (or  $S^{\mu\nu}$ ) of a small extended object that may have either rotational angular momentum or net spin, Papapetrou's method [111] should be generalized to Riemann-Cartan space-time. This generalization has been studied by Stoeger & Yasskin [99, 100] as well as Nomura, Shirafuji & Hayashi [101]. The starting point of this method is the Bianchi identity or Noether current in a gravitational theory whose derivation strongly relies on an assumption interpretation of what sources torsion. Under the common assumption that only intrinsic spin sources torsion, both [99, 100] and [101] drew the conclusion that whereas a particle with net intrinsic spin will precess according to the full connection, the rotational angular momentum of a gyroscope will *not* feel the background torsion, *i.e.* it will undergo parallel transport by the Levi-Civita connection along the free-falling orbit — the same prediction as in GR.

These results of [99, 100, 101] have the simple intuitive interpretation that if angular momentum is not coupled to torsion, then torsion is not coupled to angular momentum. In other words, for Lagrangians where the angular momentum of a rotating object cannot generate

a torsion field, the torsion field cannot affect the angular momentum of a rotating object, in the same spirit as Newton's dictum "action=reaction". Our counterexample from Section IV indicated that, at least for some Lagrangians, rotating objects *did* generate torsion, and a natural conjecture is thus that in these theories, this torsion in turn affects the motion of spinning objects such as gyroscopes.

An interesting first-principles derivation of how torsion affects a gyroscope in the EHS theory might involve generalizing the matched asymptotic expansion method of [102, 103], and match two generalized EHS Kerr-Solutions in the weak-field limit to obtain the gyroscope equation of motion. Since such a calculation would be way beyond the scope of the present paper, we will simply limit our analysis to exploring some obvious possibilities for laws of motion, based on the analogy with spin precession.

The exact equation of motion for the precession of net spin is model dependent, depending on on the way the matter fields couple to the metric and torsion in the Lagrangian (see [99, 100, 101, 104, 105, 106, 107, 108, 112]). However, in the linear regime that we are interested in here, many of the cases reduce to one of the following two equations if there is no external non-gravitational force acting on the test particle:

$$\frac{DS^\mu}{D\tau} = 0, \quad (63)$$

$$\text{or } \frac{DS^{\mu\nu}}{D\tau} = 0, \quad (64)$$

where  $D/D\tau = (dx^\mu/d\tau)\nabla_\mu$  is the covariant differentiation along the world-line with respect to the full connection. In other words, the net spin undergoes parallel transport by the full connection along its free-fall trajec-

tory.<sup>8</sup>

In analog to the precession of spin, we will work out the implications of the assumption that the rotational angular momentum also precesses by parallel transport along the free-fall trajectory using the full connection.

### C. World line of the center of mass

In GR, test particles move along well-defined trajectories – *geodesics*. In the presence of torsion, things might be different. The idea of *geodesics* originates from two independent concepts: *autoparallels* and *extremals*<sup>9</sup>. Autoparallels, or affine geodesics, are curves along which the velocity vector  $dx^\mu/d\lambda$  is transported parallel to itself by the full connection  $\Gamma^\rho_{\mu\nu}$ . With an affine parameter  $\lambda$ , the geodesic equation is

$$\frac{d^2 x^\rho}{d\lambda^2} + \Gamma^\rho_{(\mu\nu)} \frac{dx^\mu}{d\lambda} \frac{dx^\nu}{d\lambda} = 0. \quad (65)$$

Extremals, or metric geodesics, are curves of extremal spacetime interval with respect to the metric  $g_{\mu\nu}$ . Since  $ds = [-g_{\mu\nu}(x)dx^\mu dx^\nu]^{1/2}$  does not depend on the full connection, the geodesic differential equations derived from  $\delta \int ds = 0$  state that the 4-vector is parallel transported by the Levi-Civita connection. That is, with the parameter  $\lambda$  properly chosen,

$$\frac{d^2 x^\rho}{d\lambda^2} + \left\{ \begin{matrix} \rho \\ \mu\nu \end{matrix} \right\} \frac{dx^\mu}{d\lambda} \frac{dx^\nu}{d\lambda} = 0. \quad (66)$$

In Riemann spacetime where torsion identically vanishes, Eq. (65) and (66) coincide. In a Riemann-Cartan spacetime, however, these two curves coincide if and only if the torsion is totally antisymmetric in all three indices [41]. This is because the symmetric part of the full connection can be written from Eq. (7) as follows:

$$\Gamma^\rho_{(\mu\nu)} \equiv \frac{1}{2}(\Gamma^\rho_{\mu\nu} + \Gamma^\rho_{\nu\mu}) = \left\{ \begin{matrix} \rho \\ \mu\nu \end{matrix} \right\} + S^\rho_{\mu\nu} + S^\rho_{\nu\mu}. \quad (67)$$

Photons are expected to follow extremal world lines because the gauge invariance of the electromagnetic part of the Lagrangian, well established by numerous experimental upper bounds on the photon mass, prohibits torsion from coupling to the electromagnetic field to lowest order. As a consequence, the classical path of a light ray is at least to leading order determined by the metric alone as an extremal path, or equivalently as an autoparallel

curve with respect to the Levi-Civita connection, independent of whether there is torsion.

On the other hand, the trajectory of a rotating test particle is still an open question in theory. Papapetrou [111] claims that, even in GR, a gyroscope will deviate from the metric geodesic, albeit slightly. In torsion gravity theories, the equations of motion for the orbital 4-momentum differs more strongly between different approaches [41, 100, 101, 104, 105, 106, 107, 108], and it is an open question to what extent they are consistent with all classical GR tests (deflection of light rays, gravitational redshift, precession of the perihelion of Mercury, Shapiro time delay, binary pulsars, etc.). To bracket the uncertainty, we will examine the two extreme assumption in turn – that world lines are autoparallels and extremals, respectively.

Only the autoparallel scheme, not the extremal scheme, is theoretically consistent, for two reasons. The first reason is based on the equivalence of the two approaches using the two alternative quantities  $S^\mu$  and  $S^{\mu\nu}$  to describe the angular momentum. The equivalence is automatic in GR. In a torsion theory, however, Eq. (63) and (64) can be simultaneously valid only if the trajectory is autoparallel. This can be seen by taking the covariant differentiation of Eq. (60). Note that  $D\bar{\epsilon}^{\mu\nu\rho\sigma}/D\tau = 0$ . One finds

$$\bar{\epsilon}^{\mu\nu\rho\sigma} \frac{Du_\nu}{D\tau} S_{\rho\sigma} = 0. \quad (68)$$

This equation is satisfied if  $Du_\nu/D\tau = 0$ , *i.e.* if the gyroscope world line is autoparallel. If an extremal world line is assumed, then one has to make an *a priori* choice between  $S^\mu$  and  $S^{\mu\nu}$ , since the precession rates calculated using the two quantities will differ.

The second reason is that for  $S^\mu$ , the condition  $S^\mu u_\mu = 0$  (Eq. (61)) must be satisfied anywhere along the world line. Taking the covariant differentiation for both sides of Eq. (61), one finds

$$S^\mu Du_\mu/D\tau = 0, \quad (69)$$

assuming  $DS^\mu/D\tau = 0$ . Obviously, autoparallels are consistent with Eq. (69), while extremals are not. The same argument applies for  $S^{\mu\nu}$ , *i.e.* taking the covariant differentiation of both sides of Eq. (62).

Despite the fact that the extremal scheme is not theoretically consistent in this sense, the inconsistencies are numerically small for the linear regime  $m/r \ll 1$ . They are therefore of interest as an approximate phenomenological prescription that might at some time in the future be incorporated into a consistent theory. We therefore include results also for this case below.

### D. Newtonian limit

In Section III, we parametrized the metric, torsion and connection of Earth, including an arbitrary parameter  $m$

<sup>8</sup> If an external non-gravitational force acts on a spinning test particle, it will undergo Fermi-Walker transport along its world-line. This situation is beyond the interest of a satellite experiment, so it will be neglected in the present paper.

<sup>9</sup> This terminology follows Hehl *et al.* [41].

with units of mass. To give  $m$  a physical interpretation, the Newtonian limit of a test particle's orbit should be evaluated. Obviously, the result depends on whether the autoparallel or extremal scheme is assumed.

In the remainder of this paper, we denote an arbitrary parameter with units of mass as  $m_0$  and the physical mass as  $m$ . Metric and torsion parameters in accordance with  $m_0$  are denoted with a superscript (0), *i.e.*  $\mathcal{H}^{(0)}, \mathcal{F}^{(0)}, \mathcal{G}^{(0)}, t_1^{(0)}, t_2^{(0)}, w_1^{(0)} \dots w_5^{(0)}$ .

If an autoparallel world line is assumed, using the parametrization of equations (22), it can be shown that the equation of motion to lowest order becomes

$$\frac{d\vec{v}}{dt} = - \left[ t_1^{(0)} - \frac{\mathcal{H}^{(0)}}{2} \right] \frac{m_0}{r^2} \hat{e}_r. \quad (70)$$

Therefore Newton's Second Law interprets the mass of the central gravitating body to be

$$m = \left[ t_1^{(0)} - \frac{\mathcal{H}^{(0)}}{2} \right] m_0. \quad (\text{autoparallel scheme}) \quad (71)$$

However, if  $t_1^{(0)} - \mathcal{H}^{(0)}/2 = 0$ , the autoparallel scheme fails totally.

Similarly, for a theory with extremal world-lines, the extremal equation in Newtonian approximation is

$$\frac{d\vec{v}}{dt} = - \frac{[-\mathcal{H}^{(0)}]}{2} \frac{m_0}{r^2} \hat{e}_r. \quad (72)$$

Therefore the physical mass of the body generating the gravity field is

$$m = - \frac{\mathcal{H}^{(0)}}{2} m_0, \quad (\text{extremal scheme}) \quad (73)$$

as long as  $\mathcal{H}^{(0)} \neq 0$ . For the Schwarzschild metric ( $\mathcal{H}^{(0)} = -2$ ),  $m = m_0$ .

After rescaling  $m$  from  $m_0$ , all metric and torsion parameters make the inverse rescaling, *e.g.*  $t_1 = t_1^{(0)}(m_0/m)$  since the combination  $t_1 m$  is the physical parameters during parametrization of metric and torsion. This inverse scaling applies to  $\mathcal{H}^{(0)}, \mathcal{F}^{(0)}, \mathcal{G}^{(0)}, t_2^{(0)}, w_1^{(0)} \dots w_5^{(0)}$  as well. A natural consequence of the rescaling is an identity by definition:

$$t_1 - \mathcal{H}/2 = 1, \quad (\text{autoparallel scheme}) \quad (74)$$

$$\text{or} \quad \mathcal{H} = -2, \quad (\text{extremal scheme}) \quad (75)$$

## VI. PRECESSION OF A GYROSCOPE II: INSTANTANEOUS RATE

We now have the tools to calculate the precession of a gyroscope. Before proceeding, let us summarize the assumptions made so far:

1. A gyroscope can feel torsion through its rotational angular momentum, and the equation of motion is either  $DS^\mu/D\tau = 0$  or  $DS^{\mu\nu}/D\tau = 0$ .

2. The world line of a gyroscope is either an autoparallel curve or an extremal curve.
3. The torsion and connection around Earth are parametrized by Eq. (21) and (22).

With these assumptions, the calculation of the precession rate becomes straightforward except for one subtlety described below.

### A. Transformation to the center-of-mass frame

The precession rate  $d\vec{S}/dt$  derived from a naive application of the equation of motion  $DS^\mu/D\tau = 0$  is the rate measured by an observer at rest relative to the central gravitating body. This rate is gauge-dependent and unphysical, since it depends on which coordinates the observer uses; for example, isotropic spherical coordinates and standard spherical coordinates yield different precession rates. The physical observable is the precession rate  $d\vec{S}_0/dt$  measured by the observer co-moving with the center of mass of the gyroscope, *i.e.* in the instantaneous local inertial frame.

The methodology of transforming  $\vec{S}$  to  $\vec{S}_0$  was first established by Schiff [71] in which he used the 4-tensor  $S^{\mu\nu}$ . The basic idea using the 4-vector  $S^\mu$  is as follows. Since we are interested in the transformation only to leading order in  $(v/c)^2$  and  $m/r$ , we are allowed to consider the coordinate transformation and the velocity transformation separately and add them together in the end. We adopt standard spherical coordinates with the line element of Eq. (20). The off-diagonal metric element proportional to  $ma/r^2$  can be ignored for the purposes of this transformation. Consider a measuring rod in the rest frame of the central body. It will be elongated by a factor of  $(1 + \mathcal{F}m/2r)$  in the radial direction measured by the observer in the center-of-mass frame, but unchanged in the tangential direction. The 4-vector  $S^\mu$  transforms as  $dx^\mu$ ; thus its radial component is enlarged by a factor of  $(1 + \mathcal{F}m/2r)$  and the tangential components are unchanged. This can be compactly written in the following form:

$$\vec{S}_0 = \vec{S} + \mathcal{F} \frac{m}{2r^3} (\vec{S} \cdot \vec{r}) \vec{r}. \quad (76)$$

Now consider the velocity transformation to the center-of-mass frame by boosting the observer along the  $x$ -axis, say, with velocity  $v$ . We have the Lorentz boost from  $S^\mu = (S^0, S^x, S^y, S^z)$  to  $S_0^\mu = (S_0^0, S_0^x, S_0^y, S_0^z)$  as follows:

$$S_0^0 = \gamma(S^0 - v S^x), \quad (77)$$

$$S_0^x = \gamma(S^x - v S^0), \quad (78)$$

$$S_0^y = S^y, \quad (79)$$

$$S_0^z = S^z, \quad (80)$$

where  $\gamma = 1/\sqrt{1-v^2} \approx 1 + v^2/2$ . The condition  $S^\mu u_\mu = 0$  gives

$$S^0 = \vec{v} \cdot \vec{S} = v S^x,$$

which verifies that  $S_0^0 = 0$  in the center-of-mass frame. The spatial components can be written compactly as

$$\vec{S}_0 = \vec{S} - \frac{1}{2}(\vec{S} \cdot \vec{v})\vec{v}. \quad (81)$$

Combining the coordinate transformation and the velocity transformation, we find the following transformation from standard spherical coordinates to the center-of-mass frame:

$$\vec{S}_0 = \vec{S} + \mathcal{F} \frac{m}{2r^3}(\vec{S} \cdot \vec{r})\vec{r} - \frac{1}{2}(\vec{S} \cdot \vec{v})\vec{v}. \quad (82)$$

The time derivative of Eq. (82) will lead to the expression for *geodetic precession* to leading order, *i.e.* to order  $(m/r)v$ . To complete the discussion of transformations, note that the off-diagonal metric element proportional to  $ma/r^2$  could add a term of order  $ma/r^2$  to Eq. (82), which leads to a precession rate proportional to  $(ma/r^2)v$ . Since the leading term of the *frame dragging* effect is of the order  $ma/r^2$ , the leading frame-dragging effect is invariant under these transformations, so we are allowed to ignore the off-diagonal metric element in the transformation.

The transformation law obtained using the 4-tensor  $S^{\mu\nu}$  is different from using  $S^\mu$ , because  $S^{\mu\nu}$  has the cyclic relation of Eq. (58). This is not surprising because both descriptions coincide only in the rest frame of the gyroscope's center of mass. Schiff [71] gave the transformation law from standard spherical coordinates to the center-of-mass frame, using  $S^{\mu\nu}$ :

$$\begin{aligned} \vec{S}_0 &= \vec{S} + \mathcal{F} \frac{m}{2r}[\vec{S} - (\vec{r}/r^2)(\vec{r} \cdot \vec{S})] \\ &\quad - \frac{1}{2}[v^2 \vec{S} - (\vec{v} \cdot \vec{S})\vec{v}]. \end{aligned} \quad (83)$$

In taking the time derivative of Eq. (82) or (83), one encounters terms proportional to  $d\vec{v}/dt$ . Eq. (70) or (72) should be applied, depending on whether autoparallel or extremal scheme, respectively, is assumed.

## B. Instantaneous rates

### 1. Autoparallel scheme and using $S^\mu$

Now we are now ready to calculate the precession rate. In spherical coordinates  $x^\mu = (t, r, \theta, \phi)$ , we expand the rotational angular momentum vector in an orthonormal basis:

$$\vec{S} = S_r \hat{e}_r + S_\theta \hat{e}_\theta + S_\phi \hat{e}_\phi.$$

In terms of the decomposition coefficients, the 4-vector is

$$S^\mu = (S^0, S^1, S^2, S^3) = (S^0, S_r, S_\theta/r, S_\phi/r \sin \theta).$$

Applying the equation of motion  $DS^\mu/D\tau = 0$ , transforming  $\vec{S}$  to  $\vec{S}_0$  by Eq. (82) and taking the time derivative using autoparallels (Eq. 70), we obtain the following instantaneous gyroscope precession rate:

$$\frac{d\vec{S}_0}{dt} = \vec{\Omega} \times \vec{S}_0, \quad (84)$$

$$\text{where } \vec{\Omega} = \vec{\Omega}_G + \vec{\Omega}_F, \quad (85)$$

$$\vec{\Omega}_G = \left( \frac{\mathcal{F}}{2} - \frac{\mathcal{H}}{4} + t_2 + \frac{t_1}{2} \right) \frac{m}{r^3}(\vec{r} \times \vec{v}), \quad (86)$$

$$\begin{aligned} \vec{\Omega}_F &= \frac{\mathcal{G}I}{r^3} \left[ -\frac{3}{2}(1 + \mu_1)(\vec{\omega}_E \cdot \hat{e}_r)\hat{e}_r \right. \\ &\quad \left. + \frac{1}{2}(1 + \mu_2)\vec{\omega}_E \right]. \end{aligned} \quad (87)$$

Here  $I\omega_E = ma$  is the angular momentum of Earth, where  $I$  is Earth's moment of inertia about its poles and  $\omega_E$  is its angular velocity. The new effective torsion constants are defined so that they represent the torsion-induced correction to the GR prediction:

$$\mu_1 \equiv (w_1 - w_2 - w_3 + 2w_4 + w_5)/(-3\mathcal{G}), \quad (88)$$

$$\mu_2 \equiv (w_1 - w_3 + w_5)/(-\mathcal{G}), \quad (89)$$

Since  $t_1 - \mathcal{H}/2 = 1$  in the autoparallel scheme, Eq. (86) simplifies to

$$\vec{\Omega}_G = (1 + \mathcal{F} + 2t_2) \frac{m}{2r^3}(\vec{r} \times \vec{v}). \quad (90)$$

In the literature, the precession due to  $\Omega_G$  is called *geodetic precession*, and that due to  $\Omega_F$  is called *frame dragging*. From Eq. (86), it is seen that geodetic precession depends on the mass of Earth and not on whether Earth is spinning or not. It is of order  $mv$ . The frame-dragging effect is a unique effect of Earth's rotation and highlights the importance of the GPB experiment, since GPB will be the first to accurately measure the effect of the off-diagonal metric element that lacks a counterpart in Newtonian gravity. The frame dragging effect is of order  $ma$ , so it is independent of whether the gyroscope is moving or static. In the presence of torsion, we term  $\Omega_G$  the “generalized geodetic precession”, and  $\Omega_F$  the “generalized frame-dragging”.

### 2. Extremal scheme and using $S^\mu$

We now repeat the calculation of Section VIB 1, but assuming an extremal trajectory (Eq. 72) when taking the time derivative of Eq. (82), obtaining the following instantaneous gyroscope precession rate:

$$\frac{d\vec{S}_0}{dt} = \vec{\Omega} \times \vec{S}_0 - t_1 \frac{m}{r^3}(\vec{S}_0 \cdot \vec{v})\vec{r}, \quad (91)$$

$$\text{where } \vec{\Omega} = \vec{\Omega}_G + \vec{\Omega}_F.$$

$$\vec{\Omega}_G = \left( \frac{\mathcal{F}}{2} - \frac{\mathcal{H}}{4} + t_2 \right) \frac{m}{r^3}(\vec{r} \times \vec{v}), \quad (92)$$

and  $\vec{\Omega}_F$  is the same as in Eq. (87). Since  $\mathcal{H} = -2$  in the extremal scheme, Eq. (92) is simplified to formally coincide with Eq. (90).

### 3. Extremal scheme and using $S^{\mu\nu}$

In spherical coordinates,  $S^{\mu\nu}$  satisfies

$$S^{12} = \frac{1}{r} S_\phi, \quad S^{23} = \frac{1}{r^2 \sin \theta} S_r, \quad S^{31} = \frac{1}{r \sin \theta} S_\theta, \quad (93)$$

where  $S_r, S_\theta, S_\phi$  are the components of  $\vec{S}$  in spherical coordinates, i.e.  $\vec{S} = S_r \hat{e}_r + S_\theta \hat{e}_\theta + S_\phi \hat{e}_\phi$ . We now repeat the calculation of Section VIB 1 assuming an extremal trajectory (Eq. 72) and the  $S^{\mu\nu}$ -based precession of Eq. (83) when taking the time derivative of Eq. (82), obtaining the following instantaneous gyroscope precession rate:

$$\frac{d\vec{S}_0}{dt} = \vec{\Omega} \times \vec{S}_0 + t_1 \frac{m}{r^3} \vec{r} \times (\vec{v} \times \vec{S}_0), \quad (94)$$

where  $\vec{\Omega} = \vec{\Omega}_G + \vec{\Omega}_F$ .

$\vec{\Omega}_G$  and  $\vec{\Omega}_F$  are the same as in equations (92) and (87), respectively.

In both cases using extremals, the precession rates have anomalous terms proportional to  $t_1$ ; see Eq. (91) and 94). We call these terms the “anomalous geodetic precession”. These anomalies change the angular precession rate of a gyroscope, since their contributions to  $d\vec{S}_0/dt$  are not perpendicular to  $\vec{S}_0$ . This is a phenomenon that GR does not predict. Meanwhile,  $t_2$  contributes to modify only the magnitude and not the direction of  $\vec{\Omega}_G$ . We therefore term  $t_1$  the anomalous geodetic torsion and  $t_2$  the normal geodetic torsion. The torsion functions  $w_1, \dots, w_5$  contribute to the generalized frame-dragging effect via the two combinations  $\mu_1$  and  $\mu_2$ , and we therefore term them “frame-dragging torsions”.

### 4. Autoparallel scheme and using $S^{\mu\nu}$

Repeating the calculation of Section VIB 1 using the  $S^{\mu\nu}$ -based precession rule of Eq. (83) gives the exact same instantaneous precession rate as in Section VIB 1. This is expected since these two precession rules are equivalent in the autoparallel scheme.

## VII. PRECESSION OF A GYROSCOPE III: MOMENT ANALYSIS

GPB measures the rotational angular momentum  $\vec{S}_0$  of gyroscopes and therefore the precession rate  $d\vec{S}_0/dt$  essentially continuously. This provides a wealth of information and deserves careful data analysis. Here we develop a simple but sensitive analysis method based on Fourier transforms.

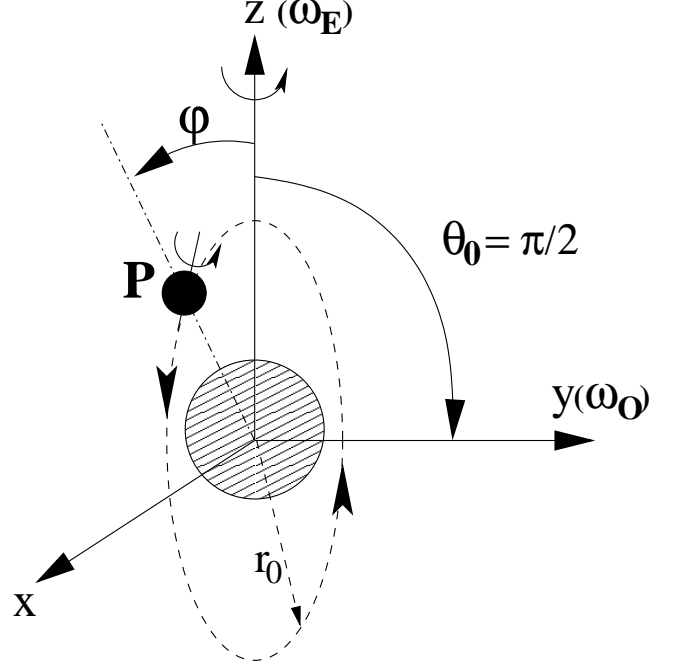


FIG. 2: A Gravity Probe B gyroscope moves around Earth along a circular polar orbit with  $\theta_0 = \pi/2$ .  $\omega_O$  is its orbital angular velocity and  $\omega_E$  is Earth’s rotational angular velocity around the  $z$ -axis.

### A. Fourier transforms

The Gravity Probe B satellite has a circular polar orbit to good approximation<sup>10</sup>, i.e. the inclination angle of the orbital angular velocity  $\vec{\omega}_O$  with respect to the Earth’s rotation axis ( $z$ -axis) is  $\theta_0 = \pi/2$ . Hence the orbital plane is perpendicular to the equatorial plane. Let the  $y$ -axis point along the vector  $\vec{\omega}_O$  and let the  $x$ -axis be perpendicular to the  $y$ -axis in the equatorial plane so that the three axes  $\{x, y, z\}$  form a right-handed coordinate basis as illustrated in Figure 2. A gyroscope at a point  $P$  is marked by the monotonically increasing angle  $\varphi$  with respect to  $z$  axis. The polar angle of the point  $P$  can be regarded as a periodic function of  $\varphi$ :

$$\theta(\varphi) = \begin{cases} \varphi & , 0 \leq \varphi \leq \pi \\ 2\pi - \varphi & , \pi \leq \varphi \leq 2\pi \end{cases} \quad (95)$$

So for a particular circular polar orbit,  $d\vec{S}_0/dt(\vec{r}, \vec{v})$  can be regarded as a periodic function of  $\varphi$ , where  $r_0$  is the fixed radius, allowing us to write  $d\vec{S}_0/dt(\vec{r}, \vec{v}) \equiv d\vec{S}_0/dt(\varphi)$ .

<sup>10</sup> The actual GPB orbit has an orbital eccentricity of 0.0014 and an inclination of  $90.007^\circ$  according to the Fact Sheet on the GPB website. These deviations from the ideal orbit should cause negligible ( $\lesssim 10^{-5}$ ) relative errors in our estimates above.

Now define the Fourier *moments* of the precession rate as

$$\vec{a}_0 = \frac{1}{2\pi} \int_0^{2\pi} \frac{d\vec{S}_0}{dt}(\varphi) d\varphi = \left\langle \frac{d\vec{S}_0}{dt}(\varphi) \right\rangle, \quad (96)$$

$$\vec{a}_n = \frac{1}{2\pi} \int_0^{2\pi} \frac{d\vec{S}_0}{dt}(\varphi) \cos n\varphi d\varphi, \quad (97)$$

$$\vec{b}_n = \frac{1}{2\pi} \int_0^{2\pi} \frac{d\vec{S}_0}{dt}(\varphi) \sin n\varphi d\varphi, \quad (98)$$

where  $n = 1, 2, \dots$ , so that we can write

$$\frac{d\vec{S}_0}{dt}(\varphi) = \vec{a}_0 + 2 \sum_{n=1}^{\infty} (\vec{a}_n \cos n\varphi + \vec{b}_n \sin n\varphi). \quad (99)$$

## B. Average precession

We now write equations (84), (85), (87), (90), (91) and (94) explicitly in terms of  $\varphi$  and perform the Fourier transforms. The average precession in the three calculation schemes above can be compactly written as follows:

$$\vec{a}_0 \equiv \left\langle \frac{d\vec{S}_0}{dt}(\varphi) \right\rangle = \vec{\Omega}_{\text{eff}} \times \vec{S}_0. \quad (100)$$

The angular precession rate is

$$\vec{\Omega}_{\text{eff}} = b_t \frac{3m}{2r_0} \vec{\omega}_O + b_\mu \frac{I}{2r_0^3} \vec{\omega}_E, \quad (101)$$

where  $\vec{\omega}_O = \omega_O \hat{y}$  is the orbital angular velocity and  $\vec{\omega}_E = \omega_E \hat{z}$  is the rotational angular velocity of Earth. Here the “biases” relative to the GR prediction are defined by

$$b_t \equiv \frac{1}{3}(1 + \mathcal{F} + 2t_2 + |\eta|t_1), \quad (102)$$

$$b_\mu \equiv \frac{(-\mathcal{G})}{2}(1 + 3\mu_1 - 2\mu_2), \quad (103)$$

$$= \frac{(-\mathcal{G})}{2}[1 + (w_1 + w_2 - w_3 - 2w_4 + w_5)/\mathcal{G}],$$

where the constant  $\eta$  reflects the different assumptions that we have explored, and takes the following values:

$$\eta = \begin{cases} 0 & \text{using autoparallels} \\ +1 & \text{using } S^{\mu\nu} \text{ and extremals} \\ -1 & \text{using } S^\mu \text{ and extremals} \end{cases} \quad (104)$$

From the above formulas, we see that the three schemes give identical results when  $t_1 = 0$ .

For comparison, GR predicts the average precession rate

$$\vec{a}_0 \equiv \left\langle \frac{d\vec{S}_0}{dt}(\varphi) \right\rangle = \vec{\Omega}_{\text{eff}} \times \vec{S}_0,$$

$$\text{where } \vec{\Omega}_{\text{eff}} = \frac{3m}{2r_0} \vec{\omega}_O + \frac{I}{2r_0^3} \vec{\omega}_E, \quad (105)$$

i.e.,  $b_t = b_\mu = 1$ .

It is important to note that torsion contributes to the *average* precession above only via *magnitudes* of the precession rates, leaving the precession axes intact. The geodetic torsion parameters  $t_1$  and  $t_2$  are degenerate, entering only in the linear combination corresponding to the bias  $b_t$ . The frame-dragging torsion parameters  $w_1, \dots, w_5$  are similarly degenerate, entering only in the linear combination corresponding to the bias  $b_\mu$ . If for technical reasons, the average precession rate is the only quantity that GPB can measure, then only these biases can be constrained.

## C. Higher moments

Interestingly, all higher Fourier moments vanish except for  $n = 2$ :

$$\vec{a}_2 = \frac{-3\mathcal{G}I\omega_E}{8r_0^3}(1 + \mu_1)\hat{z} \times \vec{S}_0 + \eta t_1 \frac{m}{4r_0} \omega_O (S_0^x \hat{z} + S_0^z \hat{x}),$$

$$\vec{b}_2 = \frac{-3\mathcal{G}I\omega_E}{8r_0^3}(1 + \mu_1)\hat{x} \times \vec{S}_0 + \eta t_1 \frac{m}{4r_0} \omega_O (S_0^x \hat{x} - S_0^z \hat{z}). \quad (106)$$

Here we use the notation  $S_0^i \equiv \vec{S}_0 \cdot \hat{i}$ , where  $i$  denotes the  $x$ ,  $y$  and  $z$  axes.

For comparison, GR predicts the following second moments (moments with  $m = 1$  and  $m > 2$  vanish):

$$\vec{a}_2 = \frac{3I\omega_E}{4r_0^3} \hat{z} \times \vec{S}_0, \quad (107)$$

$$\vec{b}_2 = \frac{3I\omega_E}{4r_0^3} \hat{x} \times \vec{S}_0. \quad (108)$$

Technically, it may be difficult to measure these second moments because of the extremely small precession rate per orbit. However, if they *could* be measured, they could break the degeneracy between  $t_1$  and  $t_2$ :  $|t_1|$  could be measured through the *anomalous*  $n = 2$  precession moment (the second term in Eq. (106)). The sign ambiguity of  $t_1$  is due to the relative sign difference between the two schemes using extremals and  $S^{\mu\nu}$  versus  $S^\mu$ . The degeneracy between  $w_1, \dots, w_5$  could be alleviated as well, since the linear combination  $\mu_1$  (defined in Eq. (88)) could be measured through the correction to the *normal*  $n = 2$  precession moment (the first term in Eq. (106)). By “anomalous” or “normal”, we mean the term whose precession axis has not been or already been, respectively, predicted by GR. In addition, the anomalous second-moment terms cannot be expressed as the cross product of  $\vec{S}_0$  and an angular velocity vector.



		GR	EHS with autoparallels	EHS with extremals	Definitions
mass	$m$	$m = m_0$	$m = (1 - \sigma)m_0$	$m = m_0$	set by Newtonian limit
metric parameters	$\mathcal{H}$	-2	$-2/(1 - \sigma)$	-2	$g_{tt} = -1 - \mathcal{H}m/r + \mathcal{O}(m/r)^2$
	$\mathcal{F}$	2	$2(1 - 2\tau)/(1 - \sigma)$	$2(1 - 2\tau)$	$g_{rr} = 1 + \mathcal{F}m/r + \mathcal{O}(m/r)^2$
	$\mathcal{G}$	-2	-2	-2	$g_{t\phi} = \mathcal{G}(ma/r) \sin^2 \theta$
geodetic torsions	$t_1$	0	$-\sigma/(1 - \sigma)$	$-\sigma$	anomalous, $S_{tr}^t = t_1 m/2r^2$
	$t_2$	0	$-\sigma(1 - 2\tau)/(1 - \sigma)$	$-\sigma(1 - 2\tau)$	normal, $S_{r\theta}^\theta = S_{r\phi}^\phi = t_2 m/2r^2$
frame-dragging torsions	$w_1$	0	$\sigma(\mathcal{G} - \alpha)$	$\sigma(\mathcal{G} - \alpha)$	$S_{r\phi}^t = w_1 (ma/2r^2) \sin^2 \theta$
	$w_2$	0	$-2\sigma(\mathcal{G} - \alpha)$	$-2\sigma(\mathcal{G} - \alpha)$	$S_{\theta\phi}^t = w_2 (ma/2r) \sin \theta \cos \theta$
	$w_3$	0	$\sigma\alpha$	$\sigma\alpha$	$S_{t\phi}^r = w_3 (ma/2r^2) \sin^2 \theta$
	$w_4$	0	$\sigma\alpha$	$\sigma\alpha$	$S_{t\phi}^\theta = w_4 (ma/2r^3) \sin \theta \cos \theta$
	$w_5$	0	$2\sigma\alpha$	$2\sigma\alpha$	$S_{tr}^\phi = w_5 ma/2r^4$
effective torsions	$\mu_1$	0	$-\sigma$	$-\sigma$	$\mu_1 = (w_1 - w_2 - w_3 + 2w_4 + w_5)/(-3\mathcal{G})$
	$\mu_2$	0	$-\sigma$	$-\sigma$	$\mu_2 = (w_1 - w_3 + w_5)/(-\mathcal{G})$
bias	$b_t$	1	$1 - 4\tau/3$	$1 - \sigma - 4\tau/3$	$b_t = (1 + \mathcal{F} + 2t_2 +  \eta t_1)/3$
	$b_\mu$	1	$(-\mathcal{G}/2)(1 - \sigma)$	$(-\mathcal{G}/2)(1 - \sigma)$	$b_\mu = (-\mathcal{G}/2)(1 + 3\mu_1 - 2\mu_2)$

TABLE II: Summary of metric and torsion parameters for Einstein-Hayashi-Shirafuji (EHS) theories of interpolation parameter  $\sigma$  in autoparallel scheme and in extremal scheme. All parameter values are normalized by the physical mass  $m$  of the body generating the gravity. The parameter  $\mathcal{G}$  and  $\alpha$  are related to  $\mathcal{G}_0$  and  $\alpha_0$  in Table I by  $\mathcal{G} = \mathcal{G}_0/(1 - \sigma)$  and  $\alpha = \alpha_0/(1 - \sigma)$  in autoparallel scheme,  $\mathcal{G} = \mathcal{G}_0$  and  $\alpha = \alpha_0$  in extremal scheme. The value for  $\mathcal{G}$  is set to  $-2$  by the Kerr metric in linear regime  $m/r \ll 1$  and  $a/r \ll 1$ .

	General Relativity	EHS with autoparallels	EHS with extremals
Averaged Geodetic Precession	$(3m/2r_0)\vec{\omega}_O \times \vec{S}_0$	$(1 - 4\tau/3)(3m/2r_0)\vec{\omega}_O \times \vec{S}_0$	$(1 - \sigma - 4\tau/3)(3m/2r_0)\vec{\omega}_O \times \vec{S}_0$
Averaged Frame-dragging	$(I/2r_0^3)\vec{\omega}_E \times \vec{S}_0$	$(-\mathcal{G}/2)(1 - \sigma)(I/2r_0^3)\vec{\omega}_E \times \vec{S}_0$	$(-\mathcal{G}/2)(1 - \sigma)(I/2r_0^3)\vec{\omega}_E \times \vec{S}_0$
Second moment $\vec{a}_2$	$(3I\omega_E/4r_0^3)\hat{z} \times \vec{S}_0$	$(-3\mathcal{G}I\omega_E/8r_0^3)(1 - \sigma)\hat{z} \times \vec{S}_0$	$(-3\mathcal{G}I\omega_E/8r_0^3)(1 - \sigma)\hat{z} \times \vec{S}_0 - \eta\sigma m\omega_O(S_0^x\hat{z} + S_0^z\hat{x})/4r_0$
Second moment $\vec{b}_2$	$(3I\omega_E/4r_0^3)\hat{x} \times \vec{S}_0$	$(-3\mathcal{G}I\omega_E/8r_0^3)(1 - \sigma)\hat{x} \times \vec{S}_0$	$(-3\mathcal{G}I\omega_E/8r_0^3)(1 - \sigma)\hat{x} \times \vec{S}_0 - \eta\sigma m\omega_O(S_0^x\hat{x} - S_0^z\hat{z})/4r_0$

TABLE III: Summary of the predicted Fourier moments of the precession rate for General Relativity and the Einstein-Hayashi-Shirafuji (EHS) theories in autoparallel scheme and in extremal scheme.  $\eta = +1$  for extremal scheme using  $S^{\mu\nu}$ , and  $-1$  for extremal scheme using  $S^\mu$ . Other multiple moments vanish. Here  $m$  and  $I\omega_E$  are the Earth's mass and rotational angular momentum, respectively.

### VIII. EXAMPLE: TESTING EINSTEIN HAYASHI-SHIRAFUJI THEORIES WITH GPB AND OTHER SOLAR SYSTEM EXPERIMENTS

Above we calculated the observable effects that arbitrary Earth-induced torsion, if present, would have on GPB. As a foil against which to test GR, let us now investigate the observable effects that would result for the explicit Einstein-Hayashi-Shirafuji class of torsion theories that we studied in Section IV D and IV E.

There are four parameters  $c_1$ ,  $c_2$ ,  $c_3$  and  $\sigma$  that define an EHS theory via the action in Eq. (53). We will test EHS theories with GPB and other solar system experiments. For all these weak field experiments, only two EHS parameters —  $\tau$  (defined in Eq. (54)) and  $\sigma$ , both assumed small — that are functions of the said four are relevant and to be constrained below.

The predicted EHS metric and torsion parameters,

studied in Section IV E, are listed in Table I. Below, we will test both the autoparallel and extremal calculation schemes. In each scheme, the physical mass  $m$  will be determined by the Newtonian limit. All metric and torsion parameters are converted in accordance with  $m$  and listed in Table II. Then the parameter space  $(\tau, \sigma)$  will be constrained by solar system experiments.

#### A. Autoparallel scheme

Hayashi-Shirafuji maximal torsion theory is inconsistent with the autoparallel scheme, since  $t_1 - \mathcal{H}/2 = 0$  (see  $t_1$  and  $\mathcal{H}$  in Table I). By Eq. (70), this means that  $d\vec{v}/dt = 0 + \mathcal{O}(m/r)^2$ . The violation of Newton's law rules out the application of the autoparallel scheme to the Hayashi-Shirafuji theory.

However, the Einstein-Hayashi-Shirafuji theories can

Effects	Torsion Biases	EHS in autoparallel scheme	EHS in extremal scheme	PPN biases
Shapiro time delay	$\Delta t/\Delta t^{(GR)} = (\mathcal{F} - \mathcal{H})/4$	$1 + \sigma - \tau$	$1 - \tau$	$(1 + \gamma)/2$
Deflection of light	$\delta/\delta^{(GR)} = (\mathcal{F} - \mathcal{H})/4$	$1 + \sigma - \tau$	$1 - \tau$	$(1 + \gamma)/2$
Gravitational redshift	$(\Delta\nu/\nu)/(\Delta\nu/\nu)^{(GR)} = -\mathcal{H}/2$	$1 + \sigma$	1	$1 + \alpha$
Mercury perihelion shift	$\Delta\theta/\Delta\theta^{(GR)} = \mathcal{F}/2$	$1 + \sigma - 2\tau$	$1 - 2\tau$	$(2 + 2\gamma - \beta)/3$
Geodetic Precession	$\Omega_G/\Omega_G^{(GR)} = b_t$	$1 - \frac{4}{3}\tau$	$1 - \sigma - \frac{4}{3}\tau$	$(1 + 2\gamma)/3$
Frame-dragging	$\Omega_F/\Omega_F^{(GR)} = b_\mu$	$1 - \sigma$	$1 - \sigma$	$(1 + \gamma + \alpha_1/4)/2$

TABLE IV: Summary of solar system experiments (1): the biases relative to GR predictions for the Einstein-Hayashi-Shirafuji (EHS) theories. Both parameters  $\tau$  and  $\sigma$  are assumed small. The biases in the PPN formalism are also listed for comparison, taken from [3].

Effects	PPN	EHS in autoparallel scheme	EHS in extremal scheme	Remarks
Shapiro time delay	$\gamma - 1 = (2.1 \pm 2.3) \times 10^{-5}$	$\sigma - \tau = (1.1 \pm 1.2) \times 10^{-5}$	$\tau = (-1.1 \pm 1.2) \times 10^{-5}$	Cassini tracking [113]
Deflection of light	$\gamma - 1 = (-1.7 \pm 4.5) \times 10^{-4}$	$\sigma - \tau = (-0.8 \pm 2.3) \times 10^{-4}$	$\tau = (0.8 \pm 2.3) \times 10^{-4}$	VLBI [114]
Gravitational redshift	$ \alpha  < 2 \times 10^{-4}$	$ \sigma  < 2 \times 10^{-4}$	no constraints	Vessot-Levine rocket [115]
Mercury perihelion shift	$ 2\gamma - \beta - 1  < 3 \times 10^{-3}$	$ \sigma - 2\tau  < 1 \times 10^{-3}$	$ \tau  < 5 \times 10^{-4}$	$J_2 = 10^{-7}$ from helioseismology [116, 117, 118, 119, 120]
Geodetic Precession	not available	$ \tau  < 5.7 \times 10^{-5}$	$ \sigma + 4\tau/3  < 7.6 \times 10^{-5}$	Gravity Probe B null result
Frame-dragging	not available	$ \sigma  < 0.012$	$ \sigma  < 0.012$	Gravity Probe B null result

TABLE V: Summary of solar system experiments (2): constraints on the PPN and EHS parameters. The constraints on PPN parameters are taken from Table 4 and Page 12 of [3]. The Gravity Probe B data are yet to be released, so whether the results will agree with the GR prediction is not currently known. The last two rows show the limits that would correspond to a GPB null result consistent with GR, assuming an angle accuracy of 0.5 milli-arcseconds.

be consistent with this scheme. Using Table I, the Newtonian limit can be written as

$$\frac{d\vec{v}}{dt} = -(1 - \sigma)\frac{m_0}{r^2}\hat{e}_r, \quad (109)$$

so the physical mass of the central gravitating body is

$$m = (1 - \sigma)m_0. \quad (110)$$

Table II lists values of metric and torsion parameters in accordance with the physical mass  $m$ . Using these parameters, the precession rates of gyroscopes in GPB orbit can be calculated via equations (101),(102),(103) and (106). The results are listed in Table III. For GPB, the average precession rates are the only experimentally accessible observables in practice. GPB will measure the precession of gyroscopes with respect to two different axes: the orbital angular velocity  $\vec{\omega}_O$  (geodetic precession) and the Earth's rotational angular velocity  $\vec{\omega}_E$  (frame-dragging). As indicated in Table III, the geodetic precession and frame-dragging rates are

$$\Omega_G = (1 - \frac{4}{3}\tau)\Omega_G^{(GR)}, \quad (111)$$

$$\Omega_F = \left(-\frac{\mathcal{G}}{2}\right)(1 - \sigma)\Omega_F^{(GR)}, \quad (112)$$

where  $\Omega_G^{(GR)}$  and  $\Omega_F^{(GR)}$  are the geodetic precession and frame-dragging rate predicted by General Relativity, respectively.

The existing solar system experiments, including Shapiro time delay, deflection of light, gravitational redshift, advance of Mercury's perihelion, can put constraints on the parameters  $\tau$  and  $\sigma$ . The derivation of these constraints essentially follow any standard textbook of General Relativity [78] except for more general allowance of parameter values, so we leave the technical detail in Appendix C with the results summarized in Table IV.

It is customary that biases of GR predictions are expressed in terms of PPN parameters on which observational constraints can be placed with solar system experiments. In EHS theories, these biases are expressed in terms of the parameters  $\tau$  and  $\sigma$ . Thus we can place constraints on the EHS parameters  $\tau$  and  $\sigma$  by setting up the correspondence between PPN and EHS parameters via the bias expression. Table IV lists the biases in the PPN formalism for this purpose, and Table V lists the observational constraints on the EHS parameters  $\tau$  and  $\sigma$  with the existing solar system tests.

If GPB would see no evidence of the torsion induced precession effects, the  $(\tau, \sigma)$  parameter space can be further constrained. Together with other solar system experiments, the observational constraints are listed in Table V and shown in Figure 3.

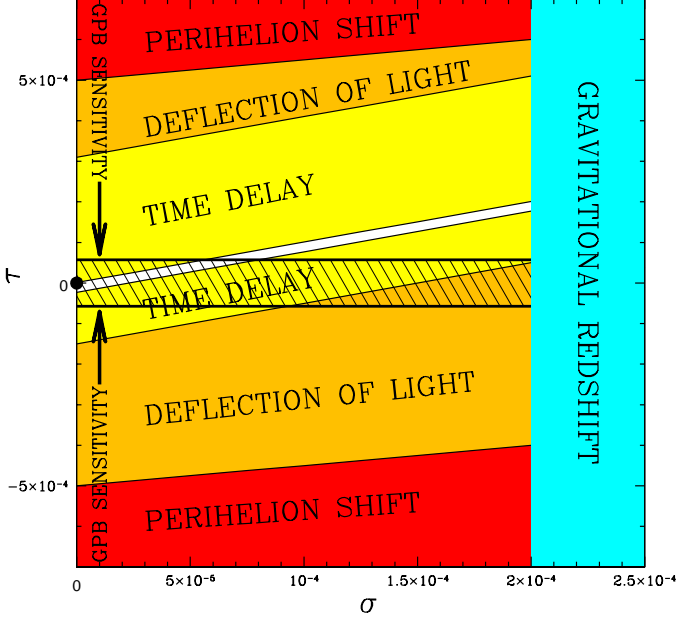


FIG. 3: Constraints on EHS parameters  $(\tau, \sigma)$  with solar system tests in autoparallel scheme. General Relativity corresponds to the solid point  $(\tau = \sigma = 0)$ . The shaded regions in the parameter space have already been ruled out by Mercury's perihelion shift (red), the deflection of light (orange), Shapiro time delay (yellow) and gravitational redshift (cyan). If the geodetic precession and frame-dragging registered by Gravity Probe B would be found no deviating from the GR predicted values, then the parameter space  $(\tau, \sigma)$  would be further constrained by ruling out regions outside the hatched regions, delimiting EHS parameters  $0 \leq \sigma < 8.0 \times 10^{-5}$  and  $-2.3 \times 10^{-5} < \tau < 5.7 \times 10^{-5}$ .

### B. Extremal scheme

Einstein-Hayashi-Shirafuji theories predict  $\mathcal{H} = -2$  regardless of  $\tau$  and  $\sigma$ . By the Newtonian limit, therefore, the physical mass of the central gravitating body is just the mass parameter  $m_0$ , *i.e.*  $m = m_0$ . So the parameter values do not need rescaling and are re-listed in Table II. By these parameters the precession rates can be calculated and listed in Table III. As indicated in Table III, the geodetic precession and frame-dragging rates are

$$\Omega_G = (1 - \sigma - \frac{4}{3}\tau)\Omega_G^{(GR)}, \quad (113)$$

$$\Omega_F = \left(-\frac{\mathcal{G}}{2}\right)(1 - \sigma)\Omega_F^{(GR)}. \quad (114)$$

It is worth noting again that the extremal scheme is not a fully consistent framework from the theoretical point of view. However, it serves perfectly to show the role of EHS theories as the bridge between no-torsion GR and Hayashi-Shirafuji maximal torsion theory. Figure 4 illustrates this connectivity in terms of the predictions of GR, Hayashi-Shirafuji theory and the intermediate  $0 < \sigma < 1$

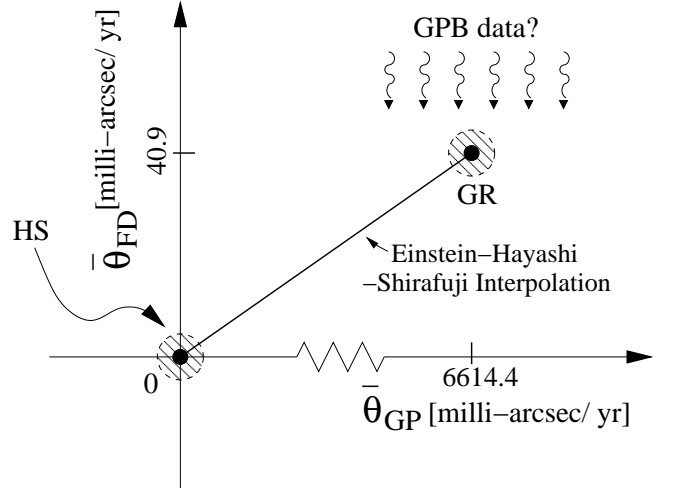


FIG. 4: Predictions for the *average* precession rate by General Relativity, Hayashi-Shirafuji theory and the Einstein-Hayashi-Shirafuji theories (with  $\epsilon = 0$  and Kerr solution  $\mathcal{G} = -2$  taken) that interpolate between these two extremes, in the extremal scheme.  $\bar{\theta}_{GP}$  is the geodetic precession rate around the orbital angular velocity vector  $\bar{\omega}_O$  and  $\bar{\theta}_{FD}$  is the angular frame-dragging rate around Earth's rotation axis  $\bar{\omega}_E$ . The shaded areas of about 0.5 milli-arcseconds per year in radius are the approximate forecast GPB measurement uncertainties. The two calculation schemes using  $S^\mu$  and  $S^{\mu\nu}$  with extremals for the Hayashi-Shirafuji Lagrangian (labeled “HS” in the figure) agree on the predicted average rates.

EHS theories, taking  $\tau = 0$  and Kerr solution  $\mathcal{G} = -2$ , on the *average* precession rate (the  $\bar{a}_0$  in Table III). The EHS theories are seen to connect the extreme GR and HS cases with a straight line. If the data released by GPB ends up falling within the shaded area corresponding to the GR prediction, the Hayashi-Shirafuji Lagrangian will thus have been ruled out with very high significance, and the GPB torsion constraints can be quantified as sharp upper limits on the  $\sigma$ -parameter.

More generally, Gravity Probe B will improve the constraints on the  $(\tau, \sigma)$  parameter space by its precise measurements of precession rates, in addition to the constraints put by existing solar system experiments. These constraints are listed in Table V and shown in Figure 5. As before, the technical details are given in Appendix C.

## IX. CONCLUSIONS AND OUTLOOK

We have investigated the ability of Gravity Probe B to constrain GR-generalizations involving torsion, finding that GPB has great potential in this regard.

Using symmetry arguments, we showed that to lowest order, the torsion field around a uniformly rotating spherical mass such as Earth is determined by merely seven dimensionless parameters. We then showed that Gravity Probe B (GPB) is an excellent experiment for constraining torsion theories, since under a variety of assumptions, it can measure several independent combinations of these seven torsion parameters.

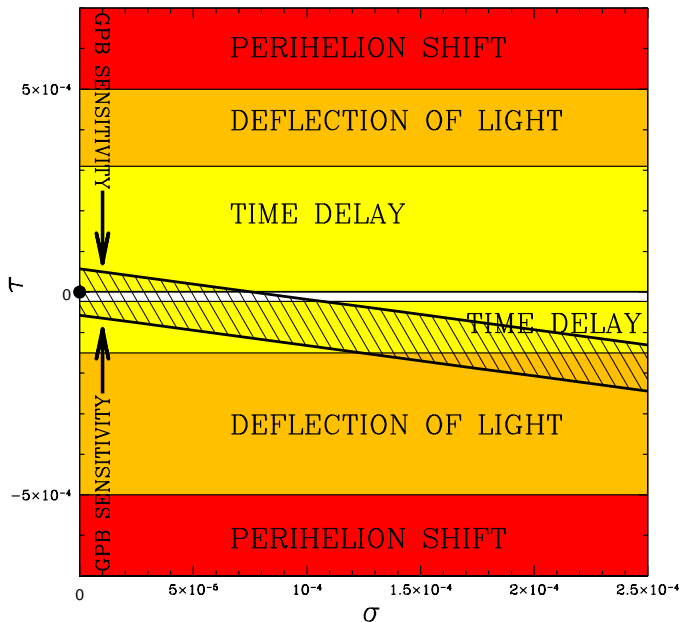


FIG. 5: Constraints on EHS parameters  $(\tau, \sigma)$  with solar system tests in the extremal scheme. General Relativity corresponds to the solid point  $(\tau = \sigma = 0)$ . The shaded regions in the parameter space have already been ruled out by Mercury’s perihelion shift (red), the deflection of light (orange) and Shapiro time delay (yellow). If the geodetic precession and frame-dragging registered by Gravity Probe B would be found no deviating from the GR predicted values, then the parameter space  $(\tau, \sigma)$  would be further constrained by ruling out regions outside the hatched regions, delimiting EHS parameters  $0 \leq \sigma < 1.1 \times 10^{-4}$  and  $-2.3 \times 10^{-5} < \tau < 0.1 \times 10^{-5}$ .

The PPN formalism has demonstrated that a great way to test GR is to embed it in a broader parametrized class of theories, and to constrain the corresponding parameters observationally. In this spirit, we worked out the predictions for the seven torsion parameters and their observable combinations in the class of Einstein-Hayashi-Shirafuji theories spanned by a parameter  $x$  that includes as special cases both standard no-torsion GR ( $\sigma = 0$ ) and the no-curvature, all torsion ( $\sigma = 1$ ) Weizenböck spacetime extreme. This class of theories suggested that, depending on the Lagrangian, rotating objects can generate torsion observable with gyroscopes. In other words, despite some claims in the literature to the contrary, the question of whether there is observable torsion in the solar system is one which ultimately can and should be tested experimentally.

Our results motivate further theoretical and experimental work. On the theoretical side, it would be interesting to address in more detail the question of which Lagrangians make torsion couple to rotating objects. A well-defined path forward would be to generalize the matched asymptotic expansion method of [102, 103] to match two generalized EHS Kerr-like Solutions in the

weak-field limit to obtain the laws of motion for two well-separated rotating objects, and determine which of the three non-equivalent prescriptions above, if any, is correct. It would also be interesting to look for generalizations of the EHS Lagrangian that populate a large fraction of the seven torsion degrees of freedom that symmetry allows. Finally, additional observational constraints can be investigated involving, *e.g.*, binary pulsars, gravitational waves and cosmology.

On the experimental side, Gravity Probe B has now successfully completed its data taking phase. We have shown that the GPB data constitute a potential gold mine of information about torsion, but that its utility for constraining torsion theories will depend crucially on how the data are analyzed and released. At a minimum, the average geodetic and frame dragging precessions can be compared with the predictions shown in Figure 4. However, if it is technically feasible for the GPB team to extract and publish also different linear combinations of the instantaneous precessions corresponding to the second moments of these precessions, this would enable looking for further novel effects that GR predicts should be absent. In summary, although the nominal goal of GPB is to look for an effect that virtually everybody expects will be present (frame dragging), it also has the potential to either discover torsion or to build further confidence in GR by placing stringent limits on torsion theories.

The authors wish to thank Thomas Faulkner, Scott Hughes, Erotokritos Katsavounidis, Barry Muhlfelder, Tom Murphy, Takamitsu Tanaka, Martin White, Clifford Will, Molly Swanson and Robyn Sanderson for helpful discussions. This work is supported by the U.S. Department of Energy (D.O.E.) under cooperative research agreement DE-FC02-94ER40818, NASA grants NAG5-11099 and NNG06GC55G, NSF grants AST-0134999 and 0607597, and fellowships from the David and Lucile Packard Foundation and the Research Corporation.

## APPENDIX A: PARAMETRIZATION OF TORSION IN THE STATIC, SPHERICALLY AND PARITY SYMMETRIC CASE

In this appendix, we derive a parametrization of the most general static, spherically and parity symmetric torsion in isotropic rectangular and spherical coordinates. The symmetry conditions are described in Section III A 1 with the quantity  $\mathcal{O}$  now being the torsion tensor  $S_{\mu\nu}{}^\rho$ . Note that torsion (the antisymmetric part of the connection) is a tensor under general coordinate transformations even though the full connection is not.

First note that time translation invariance is equivalent to the independence of torsion on time. Then consider time reversal, under which a component of torsion flips its sign once for every temporal index. Invariance under time reversal therefore requires that non-zero torsion components have either no or two temporal indices. Together with the fact that torsion is antisymmetric in its

first two indices, this restricts the non-zero components of torsion to be  $S_{0i}^0$  and  $S_{jk}^i$  ( $i = 1, 2, 3$ ).

Now consider the symmetry under (proper or improper) rotation (see Eq. (12)). The orthogonality of the matrix  $\mathbf{R}$  enables one to write

$$\frac{\partial x'^i}{\partial x^j} = R^{ij}, \quad \frac{\partial x^i}{\partial x'^j} = R^{ji}, \quad \frac{\partial t'}{\partial t} = \frac{\partial t}{\partial t'} = 1. \quad (\text{A1})$$

Thus formal functional invariance means that

$$\begin{aligned} S'_{0i}{}^0(x') &= R^{ij} S_{0j}{}^0(x) = S_{0i}{}^0(x'), \\ S'_{jk}{}^i(x') &= R^{jm} R^{kn} R^{il} S_{mn}{}^l(x) = S_{jk}{}^i(x'). \end{aligned} \quad (\text{A2})$$

Eq. (A2) requires that the torsion should be built up of  $x^i$  and quantities invariant under  $O(3)$ , such as scalar functions of radius and Kronecker  $\delta$ -functions, since  $\delta'_{i'j'} = R^{i'i} R^{j'j} \delta_{ij} = R^{i'i} R^{j'j} = R^{i'i} (R^{-1})^{jj'} = \delta_{i'j'}$ . Note that we are interested in the parity symmetric case, whereas the Levi-Civita symbol  $\epsilon_{ijk}$  is a three-dimensional *pseudo*-tensor under orthogonal transformations, where “pseudo” means that  $\epsilon_{ijk}$  is a tensor under  $SO(3)$  but not under  $O(3)$ , since  $\epsilon'_{i'j'k'} = R^{i'i} R^{j'j} R^{k'k} \epsilon_{ijk} = \det R \times \epsilon_{i'j'k'}$ . Therefore,  $\epsilon_{ijk}$  is prohibited from entering into the construction of the torsion tensor by Eq. (A2).

Thus using arbitrary combinations of scalar functions of radius,  $x^i$  and Kronecker  $\delta$ -functions, the most general torsion tensor that can be constructed takes the form

$$S_{0i}{}^0 = t_1 \frac{m}{2r^3} x^i, \quad (\text{A3})$$

$$S_{jk}{}^i = t_2 \frac{m}{2r^3} (x^j \delta_{ki} - x^k \delta_{ji}), \quad (\text{A4})$$

where the combinations  $t_1 m$  and  $t_2 m$  are arbitrary functions of radius. Note that in Eq. (A4), terms proportional to  $x^i x^j x^k$  or  $x^i \delta_{jk}$  are forbidden by the antisymmetry of the torsion. Assuming that there is no new scale other than the mass  $m$  built into the  $0th$  order of torsion theory, *i.e.* no new dimensionful parameter with units of length, the dimensionless  $t_1(r)$  and  $t_2(r)$  must be constants by dimensional analysis, since the factor  $m$  has explicitly appeared.

Transforming this result to spherical coordinates, we obtain

$$\begin{aligned} S_{tr}{}^t &= S_{ti}{}^t \frac{\partial x^i}{\partial r} = t_1 \frac{m}{2r^2}, \\ S_{r\theta}{}^\theta &= S_{jk}{}^i \frac{\partial x^j}{\partial r} \frac{\partial x^k}{\partial \theta} \frac{\partial \theta}{\partial x^i} = t_2 \frac{m}{2r^2}, \\ S_{r\phi}{}^\phi &= S_{jk}{}^i \frac{\partial x^j}{\partial r} \frac{\partial x^k}{\partial \phi} \frac{\partial \phi}{\partial x^i} = t_2 \frac{m}{2r^2}. \end{aligned}$$

All other components vanish. In the above equations, the second equalities follow from the chain rule and the facts that  $\partial x^i / \partial r = \hat{x}^i = \hat{e}_r^i$ ,  $\partial x^i / \partial \theta = r \hat{e}_\theta^i$ , and  $\partial x^i / \partial \phi = r \sin \theta \hat{e}_\phi^i$ , where  $\hat{e}_r^i$ ,  $\hat{e}_\theta^i$  and  $\hat{e}_\phi^i$  are the  $i$ th-components of the unit vectors in spherical coordinates.

## APPENDIX B: PARAMETRIZATION IN STATIONARY AND SPHERICALLY AXISYMMETRIC CASE

Above we considered the  $0th$  order contribution to the metric and torsion corresponding to the static, spherically and parity symmetric case of a non-rotating spherical source. In this appendix, we derive a parametrization of the most general  $1st$  order correction (denoted by a superscript (1)) to this metric and torsion that could be caused by rotation of the source, *i.e.* corresponding to the stationary and spherically axisymmetric case. The symmetry conditions are described in Section IIIB1, with the quantity  $\mathcal{O}$  replaced by the metric  $g_{\mu\nu}^{(1)}$  for Appendix B1 and by the torsion  $S_{\mu\nu}^{(1)\rho}$  for Appendix B2.

### 1. The Metric

The invariance under time translation makes the metric time independent. Under time reversal, a component of the metric flips its sign once for every temporal index, *i.e.* the formal functional invariance equation for time reversal reads

$$\text{LHS} = g_{\mu\nu}^{(1)'}(x'|\mathbf{J}') = \pm g_{\mu\nu}^{(1)}(x|\mathbf{J}), \quad (\text{B1})$$

$$= \text{RHS} = g_{\mu\nu}^{(1)}(x'|\mathbf{J}') = g_{\mu\nu}^{(1)}(x|-\mathbf{J}), \quad (\text{B2})$$

$$= -g_{\mu\nu}^{(1)}(x|\mathbf{J}). \quad (\text{B3})$$

The plus sign in Eq. (B1) is for components with even numbers of temporal indices, and minus sign for those with odd numbers. In Eq. (B2), we used the time translation invariance and the fact that  $\mathbf{J}$  reverses under time reversal. Since only terms linear in  $J/r^2 = \varepsilon_m \varepsilon_a$  are concerned, the minus sign in the argument  $-\mathbf{J}$  can be taken out as an overall factor, as shown in Eq. (B3). Combining Eq. (B1) and (B3) indicates that the non-vanishing components of metric can have only one temporal index, so they are  $g_{ti}^{(1)}$  ( $i=1,2,3$ ) in rectangular coordinates.

Now consider the transformation property under (proper or improper) rotation. By the orthogonality of the matrix  $\mathbf{R}$ , the vector  $\mathbf{x}$  transforms as  $\mathbf{x} \rightarrow \mathbf{x}' \equiv \mathbf{R}\mathbf{x}$  (Eq. (A1)). Since  $\mathbf{J}$  is invariant under parity, formally the transformation of  $\mathbf{J}$  writes as

$$\mathbf{J} \rightarrow \mathbf{J}' = (\det \mathbf{R}) \times \mathbf{R}\mathbf{J}. \quad (\text{B4})$$

The formal functional invariance for rotation reads

$$g_{ti}^{(1)'}(x'|\mathbf{J}') = R^{ij} g_{tj}^{(1)}(x|\mathbf{J}) = g_{ti}^{(1)}(x'|\mathbf{J}'). \quad (\text{B5})$$

That  $\mathbf{J}$  is a pseudo-vector under improper rotation requires that the Levi-Civita symbol  $\epsilon_{ijk}$ , also a pseudo-tensor, appear once and only once (because  $\mathbf{J}$  appears only once) in the metric so as to compensate the  $\det \mathbf{R}$  factor incurred by transformation of  $\mathbf{J}$ . Other possible elements for construction of the metric include scalar functions of radius,  $x^i$ ,  $J^i$ ,  $\delta_{ij}$ . Having known the elements,

the only possible construction is therefore

$$g_{ti}^{(1)} = \frac{\mathcal{G}}{r^2} \epsilon_{ijk} J^j \hat{x}^k, \quad (\text{B6})$$

where  $\hat{x}^i = x^i/r$  is the unit vector of position vector and  $\mathcal{G}$  is dimensionless. Assuming that there is no new scale other than the angular momentum  $\mathbf{J}$  built into the 1st order of torsion theory, *i.e.* no new dimensionful parameter with units of length,  $\mathcal{G}(r)$  must be a constant by dimensional analysis, since the factor  $J^i$  has explicitly appeared.

In spherical polar coordinates where the  $z$ -axis is parallel to  $\mathbf{J}$ , this first-order correction to the metric takes the form

$$g_{t\phi}^{(1)} = \mathcal{G} \frac{ma}{r} \sin^2 \theta, \quad (\text{B7})$$

where  $ma = J$  is the magnitude of  $\mathbf{J}$ . All other components vanish.

## 2. The Torsion

We follow the same methodology as for our parametrization of the metric above. Given the time-independence, the property that  $\mathbf{J}$  reverses under time-reversal requires that the non-vanishing components of torsion have only one temporal index, so they are  $S_{ij}^{(1)t}$ ,  $S_{tij}^{(1)}$  ( $i,j=1,2,3$ ) in rectangular coordinates. (The antisymmetry of torsion over its first two indices excludes the possibility of three temporal indices.) Under (proper or improper) rotation, the formal functional invariance equation reads

$$\begin{aligned} S_{ij}^{(1)'}{}^t(x'|\mathbf{J}') &= R^{ik} R^{jl} S_{kl}^{(1)t}(x|\mathbf{J}) = S_{ij}^{(1)t}(x'|\mathbf{J}'), \\ S_{tij}^{(1)'}(x'|\mathbf{J}') &= R^{ik} R^{jl} S_{tkl}^{(1)}(x|\mathbf{J}) = S_{tij}^{(1)}(x'|\mathbf{J}'). \end{aligned}$$

Again, in building the torsion, one should use the Levi-Civita symbol  $\epsilon_{ijk}$  once and only once to cancel the  $\det \mathbf{R}$  factor from the transformation of  $\mathbf{J}$ . The most general construction using scalar function of radius,  $x^i$ ,  $\delta_{ij}$ ,  $J^i$  (also appearing once and only once) and  $\epsilon_{ijk}$  is

$$\begin{aligned} S_{ij}^{(1)t} &= \frac{f_1}{2r^3} \epsilon_{ijk} J^k + \frac{f_2}{2r^3} J^k \hat{x}^l (\epsilon_{ikl} \hat{x}^j - \epsilon_{jkl} \hat{x}^i), \\ S_{tij}^{(1)} &= \frac{f_3}{2r^3} \epsilon_{ijk} J^k + \frac{f_4}{2r^3} J^k \hat{x}^l \epsilon_{ikl} \hat{x}^j + \frac{f_5}{2r^3} J^k \hat{x}^l \epsilon_{jkl} \hat{x}^i. \end{aligned}$$

By the same dimensional argument as in Appendix (B1),  $f_1, \dots, f_5$  must be dimensionless constants.

Transforming the above equations to spherical coordinates where the  $z$ -axis is parallel to  $\mathbf{J}$ , we obtain to first

order

$$\begin{aligned} S_{r\phi}^{(1)t} &= S_{ij}{}^t \frac{\partial x^i}{\partial r} \frac{\partial x^j}{\partial \phi} = w_1 \frac{ma}{2r^2} \sin^2 \theta, \\ S_{\theta\phi}^{(1)t} &= S_{ij}{}^t \frac{\partial x^i}{\partial \theta} \frac{\partial x^j}{\partial \phi} = w_2 \frac{ma}{2r} \sin \theta \cos \theta, \\ S_{t\phi}^{(1)r} &= g^{rr} S_{tij} \frac{\partial x^i}{\partial \phi} \frac{\partial x^j}{\partial r} = w_3 \frac{ma}{2r^2} \sin^2 \theta, \\ S_{t\phi}^{(1)\theta} &= g^{\theta\theta} S_{tij} \frac{\partial x^i}{\partial \phi} \frac{\partial x^j}{\partial \theta} = w_4 \frac{ma}{2r^3} \sin \theta \cos \theta, \\ S_{tr}^{(1)\phi} &= g^{\phi\phi} S_{tij} \frac{\partial x^i}{\partial r} \frac{\partial x^j}{\partial \phi} = w_5 \frac{ma}{2r^4}, \\ S_{t\theta}^{(1)\phi} &= g^{\phi\phi} S_{tij} \frac{\partial x^i}{\partial \theta} \frac{\partial x^j}{\partial \phi} = -w_4 \frac{ma}{2r^3} \cot \theta. \end{aligned}$$

All other components vanish. The constants are related by  $w_1 = f_1 - f_2$ ,  $w_2 = f_1$ ,  $w_3 = f_4 - f_3$ ,  $w_4 = -f_3$ ,  $w_5 = f_5 + f_3$ .

## APPENDIX C: CONSTRAINING TORSION WITH SOLAR SYSTEM EXPERIMENTS

### 1. Shapiro time delay

For the electromagnetic field, if torsion is coupled to the vector potential  $A_\mu$  by the “natural” extension, *i.e.*,  $\partial_\mu A_\nu \rightarrow \nabla_\mu A_\nu$  using the full connection, the Maxwell Lagrangian  $-\frac{1}{4} F_{\mu\nu} F^{\mu\nu}$  will contain a quadratic term in  $A_\mu$  that makes the photon massive and breaks gauge invariance in the conventional form. We assume that  $A_\mu$  does not couple to torsion, and the Maxwell field Lagrangian in the curved spacetime with torsion follows the extension  $\partial_\mu A_\nu \rightarrow \nabla_\mu^{\{\}} A_\nu$  using the Levi-Civita connection. Since the Levi-Civita connection depends on the metric and its derivatives only, light rays follow extremal curves (metric geodesics).

In general, assume the line element in the field around a (physical) mass  $m$  is

$$ds^2 = - \left[ 1 + \mathcal{H} \frac{m}{r} \right] dt^2 + \left[ 1 + \mathcal{F} \frac{m}{r} \right] dr^2 + r^2 d\Omega^2. \quad (\text{C1})$$

The effect of the rotation of the mass can be ignored when the rotation is slow.

Light deflection angle is tiny for the solar system tests we consider, so a ray can be well approximated by a straight line. Let us use coordinates where the Sun (of mass  $m$ ), the Earth and a planet reflecting the light ray are all in the  $x$ - $y$  plane ( $\theta = \pi/2$ ) and the  $x$ -axis points along the ray from the planet to Earth (see Figure 6). Let  $D$  be the minimal distance of the ray from the Sun. Then  $r \sin \phi = D$ , or  $rd\phi = -\tan \phi dr$ . Since  $ds^2 = 0$  for

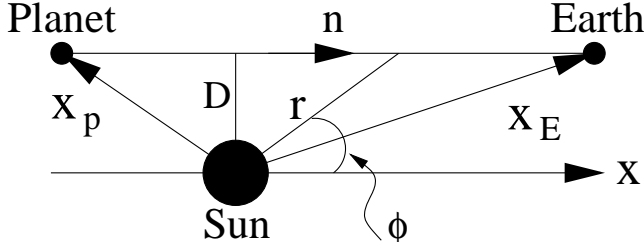


FIG. 6: Geometry of the Shapiro time delay measurement.

a light ray,

$$\begin{aligned} dt^2 &= (1 + \mathcal{H}\frac{m}{r})^{-1} (1 + \mathcal{F}\frac{m}{r} + \tan^2 \phi) dr^2 \\ &\approx \frac{r^2 dr^2}{r^2 - D^2} [1 + (\mathcal{F} - \mathcal{H})\frac{m}{r} - \mathcal{F}\frac{mD^2}{r^3}], \\ dt &\approx \frac{r|dr|}{\sqrt{r^2 - D^2}} [1 + (\mathcal{F} - \mathcal{H})\frac{m}{2r} - \mathcal{F}\frac{mD^2}{2r^3}]. \end{aligned} \quad (C2)$$

The round-trip travel time for an electromagnetic signal bouncing between Earth and the Planet in the gravitational field of the Sun is

$$\begin{aligned} T &= 2 \left[ \int_{r=D_p}^{r=D} dt + \int_{r=D}^{r=D_E} dt \right], \\ &\approx 2 [\sqrt{D_p^2 - D^2} + \sqrt{D_E^2 - D^2}] + (\mathcal{F} - \mathcal{H})m \\ &\quad \times \ln \left[ \frac{(\sqrt{D_p^2 - D^2} + D_p)(\sqrt{D_E^2 - D^2} + D_E)}{D^2} \right] \\ &\quad - \mathcal{F}m \left( \frac{\sqrt{D_p^2 - D^2}}{D_p} + \frac{\sqrt{D_E^2 - D^2}}{D_E} \right). \end{aligned} \quad (C3)$$

If  $D \ll D_E$  and  $D \ll D_p$ , the third term in Eq. (C3) is negligible compared to the second one. The excess travel time  $\Delta t$  of a round-trip light ray is

$$\begin{aligned} \Delta t &\equiv T - 2[\sqrt{D_p^2 - D^2} + \sqrt{D_E^2 - D^2}], \\ &\approx \left( \frac{\mathcal{F} - \mathcal{H}}{4} \right) \Delta t^{(GR)}, \end{aligned} \quad (C4)$$

where  $\Delta t^{(GR)}$  is the excess time predicted by GR

$$\Delta t^{(GR)} = 4m \ln \left[ \frac{(D_E + \vec{x}_E \cdot \hat{n})(D_p - \vec{x}_p \cdot \hat{n})}{D^2} \right]. \quad (C5)$$

Here  $\vec{x}_E$  ( $\vec{x}_p$ ) is the vector from the Sun to the Earth (the planet), and  $\hat{n}$  is the unit vector from the planet to Earth (see Figure 6).

For EHS theories in the autoparallel scheme,  $(\mathcal{F} - \mathcal{H})/4 = (1 - \epsilon)/(1 - \sigma) \approx 1 + \sigma - \epsilon$ , if  $\sigma \ll 1$ . For EHS theories in the extremal scheme,  $(\mathcal{F} - \mathcal{H})/4 = 1 - \epsilon$ .

## 2. Deflection of light

As discussed in Appendix C 1, we assume that a light ray follows an extremal curve (metric geodesic), taking the form

$$\frac{D^{\{ \}} u^\mu}{D\tau} = \frac{d^2 x^\mu}{d\tau^2} + \left\{ \begin{matrix} \mu \\ \nu\rho \end{matrix} \right\} \frac{dx^\nu}{d\tau} \frac{dx^\rho}{d\tau} = 0. \quad (C6)$$

Here  $D^{\{ \}}/D\tau$  denotes the covariant differentiation using the Levi-Civita connection.

The  $\mu = t$  component of the metric geodesic is

$$\frac{d^2 t}{d\tau^2} - \mathcal{H}\frac{m}{r^2} \frac{dt}{d\tau} \frac{dr}{d\tau} = 0,$$

or, to order  $\mathcal{O}(m/r)$ , where  $m$  is the mass of the Sun deflecting the light,

$$\frac{d}{d\tau} \left[ \left( 1 + \mathcal{H}\frac{m}{r} \right) \frac{dt}{d\tau} \right] = 0.$$

Integrating this gives a conserved quantity,

$$k \equiv \left( 1 + \mathcal{H}\frac{m}{r} \right) \frac{dt}{d\tau} = \text{const}. \quad (C7)$$

The  $\mu = \theta$  component of the metric geodesic admits the planar solution  $\theta = \pi/2$ . The  $\mu = \phi$  component of the metric geodesic, when  $\theta = \pi/2$ , is

$$\frac{d^2 \phi}{d\tau^2} + \frac{2}{r} \frac{dr}{d\tau} \frac{d\phi}{d\tau} = 0,$$

whose first integral gives another conserved quantity,

$$h \equiv r^2 \frac{d\phi}{d\tau} = \text{const}. \quad (C8)$$

For light rays in the equatorial plane  $\theta = \pi/2$ ,

$$\frac{ds^2}{d\tau^2} = - \left[ 1 + \mathcal{H}\frac{m}{r} \right] \left( \frac{dt}{d\tau} \right)^2 + \left[ 1 + \mathcal{F}\frac{m}{r} \right] \left( \frac{dr}{d\tau} \right)^2 + r^2 \left( \frac{d\phi}{d\tau} \right)^2 = 0. \quad (C9)$$

Note that the  $\mu = r$  component of the metric geodesic is not independent of Eq. (C9). Rewriting  $dt/d\tau$  and  $d\phi/d\tau$  in terms of  $k$  and  $h$  via Eq. (C20) and Eq. (C21), respectively, and using the fact that  $dr/d\tau = (dr/d\phi)(d\phi/d\tau)$ , one finds

$$\frac{d^2 u}{d\phi^2} + u = \frac{3}{2} \mathcal{F} m u^2 - \frac{k^2}{h^2} \frac{\mathcal{F} + \mathcal{H}}{2} m, \quad (C10)$$

where  $u \equiv 1/r$ . The solution to order  $\mathcal{O}(m)$  is

$$u = \frac{\sin \phi}{D} + \frac{\mathcal{F}m}{2D^2} (1 + C \cos \phi + \cos^2 \phi) - \frac{k^2}{h^2} \frac{\mathcal{F} + \mathcal{H}}{2} m, \quad (C11)$$

where  $D$  is the minimal distance of the ray to the Sun. The  $x$ -axis is set up to be along the incoming direction

of the ray.  $C$  is an arbitrary constant that can be determined at  $\phi = \pi$  (incoming infinity). As long as deflection angle  $\delta \ll 1$ ,

$$\delta \simeq \frac{2\mathcal{F}m}{D} - \frac{k^2}{h^2}m(\mathcal{F} + \mathcal{H})D. \quad (\text{C12})$$

Using

$$\frac{h}{k} = r^2 \frac{d\phi}{dt} (1 - \mathcal{H} \frac{m}{r}) \approx r^2 \frac{d\phi}{dt} = D \quad (\text{C13})$$

is the angular momentum of the light ray relative to the Sun, we finally obtain

$$\delta \simeq \frac{\mathcal{F} - \mathcal{H}}{4} \delta^{(GR)}, \quad (\text{C14})$$

where  $\delta^{(GR)} = 4m/D$  is the deflection angle predicted by GR to lowest order.

### 3. Gravitational Redshift

Even though there is non-zero torsion, the orbits of light rays are assumed to be metric geodesics. Non-relativistically, the metric geodesic equation for a test particle is

$$\frac{d\vec{v}}{dt} = -\frac{(-\mathcal{H})}{2} \frac{m}{r^2} \hat{e}_r. \quad (\text{C15})$$

Effectively this introduces the gravitational potential  $U$ , defined by  $d\vec{v}/dt = \vec{F} \equiv -\nabla U$ ,

$$U = -\frac{(-\mathcal{H})}{2} \frac{m}{r}. \quad (\text{C16})$$

So, the gravitational redshift of photons is

$$\frac{\Delta\nu}{\nu} = \frac{(-\mathcal{H})}{2} \left( \frac{\Delta\nu}{\nu} \right)^{(GR)}, \quad (\text{C17})$$

where  $(\Delta\nu/\nu)^{(GR)}$  is the redshift predicted by GR

$$\left( \frac{\Delta\nu}{\nu} \right)^{(GR)} = -\frac{m}{c^2} \left( \frac{1}{r_1} - \frac{1}{r_2} \right). \quad (\text{C18})$$

For EHS theories in autoparallel scheme,  $-\mathcal{H}/2 = 1/(1 - \sigma) \approx 1 + \sigma$ , if  $\sigma \ll 1$ . For EHS theories in extremal scheme,  $-\mathcal{H}/2 = 1$  exactly.

### 4. Advance of Mercury's Perihelion in autoparallel scheme

In the autoparallel scheme, a massive test particle (*e.g.* a planet in the field of the Sun) follows an autoparallel curve (*i.e.* an affine geodesic). Now we are to derive the

advance of the perihelion when the torsion is present. The autoparallel equation reads

$$\frac{Du^\mu}{D\tau} = \frac{d^2x^\mu}{d\tau^2} + \Gamma^\mu_{\nu\rho} \frac{dx^\nu}{d\tau} \frac{dx^\rho}{d\tau} = 0, \quad (\text{C19})$$

where  $D/D\tau$  is the covariant differentiation by the full connection.

The  $\mu = t$  component of Eq. (C19) reads

$$\frac{d^2t}{d\tau^2} + (t_1 - \mathcal{H}) \frac{m}{r^2} \frac{dt}{d\tau} \frac{dr}{d\tau} = 0,$$

or, to the order  $\mathcal{O}(m/r)$ , where  $m$  is the mass of the central gravitating body (*e.g.* the Sun),

$$\frac{d}{d\tau} \left[ \left( 1 + (\mathcal{H} - t_1) \frac{m}{r} \right) \frac{dt}{d\tau} \right] = 0.$$

The integral gives a conserved quantity  $k$ ,

$$k \equiv \left( 1 + (\mathcal{H} - t_1) \frac{m}{r} \right) \frac{dt}{d\tau} = \text{const}. \quad (\text{C20})$$

The  $\mu = \theta$  component of Eq. (C19) admits the planar solution  $\theta = \pi/2$ . The  $\mu = \phi$  component of Eq. (C19), when  $\theta = \pi/2$ , is

$$\frac{d^2\phi}{d\tau^2} + \left( \frac{2}{r} - t_2 \frac{m}{r^2} \right) \frac{dr}{d\tau} \frac{d\phi}{d\tau} = 0,$$

whose first integral gives another conserved quantity  $h$ ,

$$h \equiv r^2 \frac{d\phi}{d\tau} (1 + t_2 \frac{m}{r}) = \text{const}. \quad (\text{C21})$$

The path parameter  $\tau$  can be chosen so that

$$ds^2/d\tau^2 = g_{\mu\nu} \frac{dx^\mu}{d\tau} \frac{dx^\nu}{d\tau} = -1. \quad (\text{C22})$$

Eq. (C22) is consistent with the autoparallel scheme since  $\nabla_\rho g_{\mu\nu} = 0$  and  $Du^\mu/D\tau = 0$ . Note that the  $\mu = r$  component of Eq. (C19) is not independent of Eq. (C22). For a test particle in the equatorial plane  $\theta = \pi/2$ , Eq. (C22) reads

$$-\left[ 1 + \mathcal{H} \frac{m}{r} \right] \left( \frac{dt}{d\tau} \right)^2 + \left[ 1 + \mathcal{F} \frac{m}{r} \right] \left( \frac{dr}{d\tau} \right)^2 + r^2 \left( \frac{d\phi}{d\tau} \right)^2 = -1. \quad (\text{C23})$$

Reuse the trick used in Appendix C 2, one finds

$$\begin{aligned} \frac{d^2u}{d\phi^2} + u &= \frac{3}{2} \mathcal{F} m u^2 + \frac{m}{2h^2} [k^2 (-\mathcal{H} - \mathcal{F} + \\ &\quad + 2t_1 + 2t_2) + \mathcal{F} - 2t_2], \end{aligned} \quad (\text{C24})$$

to the order  $\mathcal{O}(mu)$ , where  $u \equiv 1/r$ . Note that to lowest order  $k \approx 1 + \mathcal{O}(m, (\text{velocity})^2)$ , so the second term in the RHS of Eq. (C24) becomes  $(t_1 - \mathcal{H}/2)m/h^2$ . Since we assume  $m$  is the physical mass of the central gravitating body, autoparallel scheme requires  $t_1 - \mathcal{H}/2 = 1$ . Now Eq. (C24) becomes

$$\frac{d^2u}{d\phi^2} + u = \frac{m}{h^2} + \frac{3}{2} \mathcal{F} m u^2. \quad (\text{C25})$$



Solve the equation perturbatively in the order of  $\varepsilon \equiv (m/h)^2$ , *i.e.* use the ansatz  $u = u_0 + \varepsilon u_1$ . One finds

$$u_0 = \frac{m}{h^2}(1 + e \cos \phi) \quad (\text{C26})$$

$$u_1 = \frac{3\mathcal{F}m}{2h^2} \left[ 1 + e\phi \sin \phi + \frac{e^2}{2} \left( 1 - \frac{1}{3} \cos 2\phi \right) \right] \quad (\text{C27})$$

Eq. (C26) gives the classical elliptic orbit with eccentricity  $e$  and the semi-latus rectum  $p \equiv a(1 - e^2) = h^2/m$ . The  $\phi \sin \phi$  term in Eq. (C27) contributes to the advance of the perihelion, while the constant and  $\cos 2\phi$  terms do not. So

$$u \approx \frac{m}{h^2} \left\{ 1 + e \cos \left[ \phi \left( 1 - \frac{3\mathcal{F}m^2}{2h^2} \right) \right] \right\}. \quad (\text{C28})$$

In Eq. (C28), we used the fact that the second term inside the cosine is small compared to one. Now, the advance of the perihelion is given by

$$\begin{aligned} \Delta\theta &= \frac{2\pi}{1 - \frac{3\mathcal{F}m^2}{2h^2}} - 2\pi \\ &= \frac{\mathcal{F}}{2} \Delta\theta^{(GR)}, \end{aligned} \quad (\text{C29})$$

where  $\Delta\theta^{(GR)} = 6\pi m^2/h^2 = 6\pi m/p$  is the perihelion advance predicted by GR.

For EHS theories in autoparallel scheme,  $\mathcal{F}/2 = (1 - 2\epsilon)/(1 - \sigma) \approx 1 + \sigma - 2\epsilon$ , if  $\sigma \ll 1$ .

## 5. Advance of Mercury's Perihelion in extremal scheme

Extremal scheme assumes that a test particle (*e.g.* a planet) follows the metric geodesic even though the torsion is present. Following the similar algebra as in Appendix C 4, and noting that  $\mathcal{H} = -2$  for extremal scheme, one finds that the advance of the perihelion in extremal scheme has the same bias factor  $\mathcal{F}/2$ , *i.e.* Eq. (C29) holds. For EHS theories in extremal scheme,  $\mathcal{F}/2 = 1 - 2\epsilon$ .

- 
- [1] C. M. Will, *Annalen Phys.* **15**, 19 (2005) [arXiv:gr-qc/0504086].
  - [2] C. M. Will, *Theory and Experiment in Gravitational Physics*, Cambridge University Press (1993).
  - [3] C. M. Will, arXiv:gr-qc/0510072.
  - [4] R. A. Hulse and J. H. Taylor, *Astrophys. J.*, **195**, L51 (1975)
  - [5] J. M. Weisberg and J. H. Taylor, arXiv:astro-ph/0205280.
  - [6] J. M. Weisberg and J. H. Taylor, arXiv:astro-ph/0407149.
  - [7] D. J. Champion, *et al.*, *Mon. Not. Roy. Astron. Soc.* **350**, L61 (2004) [arXiv:astro-ph/0403553].
  - [8] P. C. Peters and J. Mathews, *Phys. Rev.* **131**, 435 (1963)
  - [9] I. H. Stairs *et al.*, arXiv:astro-ph/9712296.
  - [10] I. H. Stairs, S. E. Thorsett, J. H. Taylor and Z. Arzoumanian, arXiv:astro-ph/9911198.
  - [11] A. W. Hotan, M. Bailes and S. M. Ord, *Mon. Not. Roy. Astron. Soc.* **355**, 941 (2004) [arXiv:astro-ph/0412151].
  - [12] A. W. Hotan, M. Bailes and S. M. Ord, *Astrophys. J.* **624**, 906 (2005) [arXiv:astro-ph/0412152].
  - [13] W. van Straten, *et al.*, *Nature* **412**, 158 (2001) [arXiv:astro-ph/0108254].
  - [14] P. J. Armitage, *Astrophys. Space Sci.* **308**, 89 (2004) [arXiv:astro-ph/0405170].
  - [15] S. K. Chakrabarti, arXiv:astro-ph/0402562.
  - [16] A. Merloni, arXiv:astro-ph/0210251.
  - [17] K. Menou, arXiv:astro-ph/0111469.
  - [18] P. Peldan, *Class. Quant. Grav.* **11**, 1087 (1994) [arXiv:gr-qc/9305011].
  - [19] T. P. Sotiriou, arXiv:gr-qc/0604028.
  - [20] T. P. Sotiriou and S. Liberati, arXiv:gr-qc/0604006.
  - [21] T. P. Sotiriou, *Class. Quant. Grav.* **23**, 1253 (2006) [arXiv:gr-qc/0512017].
  - [22] M. Akbar and R. G. Cai, *Phys. Lett. B* **635**, 7 (2006) [arXiv:hep-th/0602156].
  - [23] T. Koivisto, *Phys. Rev. D* **73**, 083517 (2006) [arXiv:astro-ph/0602031].
  - [24] M. Amarzguioui, O. Elgaroy, D. F. Mota and T. Multamaki, arXiv:astro-ph/0510519.
  - [25] J. c. Hwang and H. Noh, *Phys. Lett. B* **506**, 13 (2001) [arXiv:astro-ph/0102423].
  - [26] X. H. Meng and P. Wang, *Phys. Lett. B* **584**, 1 (2004) [arXiv:hep-th/0309062].
  - [27] G. Esposito-Farese, arXiv:gr-qc/9903058.
  - [28] G. Esposito-Farese, *AIP Conf. Proc.* **736**, 35 (2004) [arXiv:gr-qc/0409081].
  - [29] T. Damour, arXiv:gr-qc/9606079.
  - [30] D. Puetzfeld, *New Astron. Rev.* **49**, 59 (2005) [arXiv:gr-qc/0404119].
  - [31] U. Kasper, S. Kluske, M. Rainer, S. Reuter and H. J. Schmidt, arXiv:gr-qc/9410030.
  - [32] S. Biswas, A. Shaw and D. Biswas, arXiv:gr-qc/9906074.
  - [33] S. Mukherjee, B. C. Paul, S. D. Maharaj and A. Beesham, arXiv:gr-qc/0505103.
  - [34] A. Beesham, N. A. Hassan and S. D. Maharaj, *Europhys. Lett.* **3** (1987) 1053.
  - [35] M. Blagojević, *Gravitation and Gauge Symmetries*, Taylor & Francis, 2001
  - [36] R. T. Hammond, *Rep. Prog. Phys.*, **65**, 599 (2002)
  - [37] F. Gronwald and F. W. Hehl, arXiv:gr-qc/9602013.
  - [38] F. W. Hehl, arXiv:gr-qc/9712096.
  - [39] V. C. De Andrade, L. C. T. Guillen, J. G. Pereira, gr-qc/0011087, 2000

- [40] R. Aldrovandi, J. G. Pereira, K. H. Vu, *Braz.J.Phys.*, **34**, 1374 (2004)
- [41] F. W. Hehl, P. von der Heyde, G. D. Kerlick, and J. M. Nester, *Rev.Mod.Phys.*, **48**, 393 (1976)
- [42] J. M. Nester, *Phys.Rev.*, **D16**, 2396 (1977)
- [43] T. Watanabe, M. J. Hayashi, gr-qc/0409029, 2004
- [44] S. Capozziello, G. Lambiase and C. Stornaiolo, *Annalen Phys.*, **10**, 713 (2001)
- [45] M. Gasperini, *Phys. Rev. Lett.* **56**, 2873 (1986).
- [46] I. L. Shapiro, *Phys. Rept.* **357**, 113 (2002) [arXiv:hep-th/0103093].
- [47] P. Baekler and F. W. Hehl, arXiv:gr-qc/0601063.
- [48] A. Poltorak, arXiv:gr-qc/0407060.
- [49] E. W. Mielke, *Phys. Rev. D* **69**, 128501 (2004).
- [50] A. Kleyn, arXiv:gr-qc/0405028.
- [51] D. Vassiliev, *Annalen Phys.* **14**, 231 (2005) [arXiv:gr-qc/0304028].
- [52] A. V. Minkevich and Y. G. Vasilevski, arXiv:gr-qc/0301098.
- [53] Y. N. Obukhov and J. G. Pereira, *Phys. Rev. D* **67**, 044016 (2003) [arXiv:gr-qc/0212080].
- [54] R. Tresguerres, *Phys. Lett. A* **200**, 405 (1995).
- [55] A. D. King and D. Vassiliev, *Class. Quant. Grav.* **18**, 2317 (2001) [arXiv:gr-qc/0012046].
- [56] F. Gronwald, *Int. J. Mod. Phys. D* **6**, 263 (1997) [arXiv:gr-qc/9702034].
- [57] F. W. Hehl and A. Macias, *Int. J. Mod. Phys. D* **8**, 399 (1999) [arXiv:gr-qc/9902076].
- [58] E. A. Poberii, *Gen. Rel. Grav.* **26**, 1011 (1994).
- [59] C. Gruver, R. Hammond and P. F. Kelly, *Mod. Phys. Lett. A* **16**, 113 (2001) [arXiv:gr-qc/0103050].
- [60] J. P. Berthias and B. Shahid-Saless, *Class. Quant. Grav.* **10**, 1039 (1993) [arXiv:gr-qc/9303013].
- [61] Y. y. Lam, arXiv:gr-qc/0211009.
- [62] A. Saa, arXiv:gr-qc/9309027.
- [63] F. W. Hehl, J. D. McCrea, E. W. Mielke and Y. Neeman, *Phys. Rept.* **258**, 1 (1995) [arXiv:gr-qc/9402012].
- [64] E. A. Lord, *Phys. Lett. A* **65**, 1 (1978).
- [65] F. W. Hehl, G. D. Kerlick and P. Von Der Heyde, *Phys. Lett. B* **63**, 446 (1976).
- [66] A. Rajaraman, arXiv:astro-ph/0311160.
- [67] D. N. Vollick, *Class. Quant. Grav.* **21**, 3813 (2004) [arXiv:gr-qc/0312041].
- [68] T. Chiba, *Phys. Lett. B* **575**, 1 (2003) [arXiv:astro-ph/0307338].
- [69] R. Weitzenböck, *Invariantentheorie* (Groningen, P. Noordhoff, 1923); Chap. XIII, Sec.7
- [70] K. Hayashi, T. Shirafuji, *Phys.Rev.*, **D19**, 3524 (1979)
- [71] L. I. Schiff, *Phys. Rev. Lett.*, **4**, 215 (1960); *Proc. Nat. Acad. Sci. USA*, **46**, 871 (1960)
- [72] C. M. Will, *Phys. Rev. D* **67**, 062003 (2003) [arXiv:gr-qc/0212069].
- [73] R. J. Adler and A. S. Silbergleit, *Int. J. Theor. Phys.* **39**, 1291 (2000) [arXiv:gr-qc/9909054].
- [74] J. Biemond, physics/0411129 (2004)
- [75] N. Ashby, B. Shahid-Saless, *Phys. Rev.*, **D42**, 1118 (1990)
- [76] B. M. Barker and R. F. O'Connell, *Phys. Rev. D* **2**, 1428 (1970).
- [77] J. W. Moffat, arXiv:gr-qc/0405091.
- [78] See, e.g., C. W. Misner, K. S. Thorne, J. A. Wheeler, *Gravitation* (W. H. Freeman, 1973); S. Weinberg, *Gravitation and Cosmology : Principles and Applications of the General Theory of Relativity* (Wiley 1972).
- [79] R. P. Kerr, *Phys. Rev. Lett.*, **11**, 237 (1963)
- [80] R.H.Boyer, R.W.Lindquist, *J.Math.Phys.*, **8**, 265 (1967)
- [81] W. de Sitter, *M. N. Roy. Astron. Soc.*, **76**, 699 (1916)
- [82] J. Lense, H. Thirring, *Phys. Zeits.*, **19**, 156 (1918)
- [83] A. Einstein, (a) Sitzungsber. Preuss. Akad. Wiss. 217 (1928); (b) 224 (1928); (c) 2 (1929); (d) 156 (1929); (e) 18 (1930); (f) 401 (1930).
- [84] A. Einstein, W. Mayer, Sitzungsber. Preuss. Akad. Wiss., 110 (1930)
- [85] C. Möller, K. Dan. Vidensk. Selsk. Mat. Fys. Skr.,**1**, No.10 (1961).
- [86] C. Pellegrini, J. Plebanski, K. Dan. Vidensk. Selsk. Mat. Fys. Skr., **2**, No.4 (1962).
- [87] C. Möller, K. Dan. Vidensk. Selsk. Mat. Fys. Skr.,**89**, No.13 (1978).
- [88] A. Unzicker and T. Case, arXiv:physics/0503046.
- [89] Y. N. Obukhov and J. G. Pereira, *Phys. Rev. D* **69**, 128502 (2004) [arXiv:gr-qc/0406015].
- [90] J. G. Vargas, *Found. Phys.* **22**, 507 (1992).
- [91] J. G. Vargas, D. G. Torr and A. Lecompte, *Found. Phys.* **22**, 527 (1992).
- [92] F. Mueller-Hoissen and J. Nitsch, *Phys. Rev. D* **28**, 718 (1983).
- [93] E. W. Mielke, *Annals Phys.* **219**, 78 (1992).
- [94] E. Kreisel, *Annalen Phys.* **36**, 25 (1979).
- [95] H. J. Treder, *Annalen Phys.* **35**, 377 (1978).
- [96] E. Kreisel, *Annalen Phys.* **37**, 301 (1980).
- [97] B. M. Pimentel, P. J. Pompeia and J. F. da Rocha-Neto, *Nuovo Cim.* **120B**, 981 (2005) [arXiv:gr-qc/0408027].
- [98] J. W. Maluf and A. Goya, *Class. Quant. Grav.* **18**, 5143 (2001) [arXiv:gr-qc/0110107].
- [99] W. R. Stoeger, P. B. Yasskin, *Gen. Rel. Grav.*, **11**, 427 (1979)
- [100] P. B. Yasskin, W. R. Stoeger, *Phys. Rev.*, **D21**, 2081 (1980)
- [101] K. Nomura, T. Shirafuji, K. Hayashi, *Prog.Theor.Phys.*, **86**, 1239 (1991)
- [102] P. D. D'Eath, *Phys. Rev.*, **D11**, 1387 (1975)
- [103] P. D. D'Eath, *Phys. Rev.*, **D12**, 2183 (1975)
- [104] S. Hojman, *Phys. Rev.*, **D18**, 2741 (1978)
- [105] S. Hojman, M. Rosenbaum, M. P. Ryan, *Phys. Rev.*, **D19**, 430 (1979)
- [106] G. Cognola, R. Soldati, L. Vanzo, S. Zerbini, *Phys. Rev.*, **D25**, 3109 (1982)
- [107] W. Kopczynski, *Phys. Rev.*, **D34**, 352 (1986)
- [108] H. I. Arcos, V. C. de Andrade, J. G. Pereira, *Int. J. Mod. Phys.*, **D13**, 807 (2004)
- [109] H. P. Robertson, *Ann. of Math.*, **33**, 496 (1932)
- [110] K. Hayashi, A. Bregman, *Ann.Phys.*, **75**, 562 (1973)
- [111] A. Papapetrou, *Proc. Roy. Soc.*, **A209**, 248 (1951)
- [112] W. Adamowicz, A. Trautman, *Bull. Acad. Polon. Sci., Ser. Sci. Math.Astr.Phys.*, **23**, 339 (1975)
- [113] B. Bertotti, L. Iess and P. Tortora, *Nature* **425** (2003) 374.
- [114] S. S. Shapiro, J. L. Davis, D. E. Lebach and J. S. Gregory, *Phys. Rev. Lett.*, **92**, 121101 (2004)
- [115] R. F. C Vessot et al., *Phys. Rev. Lett.*, **45**, 2081 (1980)
- [116] L. Paterno, S. Sofia and Mauro. M. di P, *Astron. Astrophys.*, **314**, 940 (1996)
- [117] F. P. Pijpers, *Mon. Not. Roy. Astron. Soc.*, **297**, L76 (1998)
- [118] I. W. Roxburgh, *Astron. Astrophys.*, **377**, 688 (2001)
- [119] R. Mecheri, T. Abdelatif, A. Irbah, J. Provost and G. Berthomieu, *Solar Phys.*, **222**, 191 (2004)

- [120] I. I. Shapiro, “Solar system tests of general relativity: Recent results and present plans”, in N. Ashby, D. F. Bartlett and W. Wyss, eds., *General Relativity and Gravitation, Proceedings of the 12th International Conference on General Relativity and Gravitation*, University of Colorado at Boulder, July 2-8, 1989, 313-330, (Cambridge University Press, Cambridge, U.K., New York, U.S.A., 1990).