

Boundary Conditions for the Einstein Evolution System

Lawrence E. Kidder¹, Lee Lindblom², Mark A. Scheel²,
Luisa T. Buchman³, and Harald P. Pfeiffer²

¹*Center for Radiophysics and Space Research, Cornell University, Ithaca, New York, 14853*
²*Theoretical Astrophysics 130-33, California Institute of Technology, Pasadena, CA 91125 and*
³*Jet Propulsion Laboratory, 4800 Oak Grove Drive, Pasadena, CA 91109*

(Dated: October 30, 2018)

New boundary conditions are constructed and tested numerically for a general first-order form of the Einstein evolution system. These conditions prevent constraint violations from entering the computational domain through timelike boundaries, allow the simulation of isolated systems by preventing physical gravitational waves from entering the computational domain, and are designed to be compatible with the fixed-gauge evolutions used here. These new boundary conditions are shown to be effective in limiting the growth of constraints in 3D non-linear numerical evolutions of dynamical black-hole spacetimes.

I. INTRODUCTION

The Einstein system can be written as a set of evolution equations that determine how the dynamical fields change with time, plus constraint equations that must be satisfied by the physically relevant field configurations. The evolution equations ensure that the constraints will be satisfied within the domain of dependence of the initial data if they are satisfied initially. But this does not guarantee that constraints that are initially small (rather than precisely zero) will remain small, or that constraint violations will not enter a domain through its timelike boundaries. Indeed, the rapid growth of constraint violations from small (truncation or even roundoff level) values in the initial data continues to be one of the major problems for the numerical relativity community.

Constraint violations in the continuum evolution equations (as distinct from their discrete numerical approximations) have at least two different causes: *a*) bulk constraint violations, in which existing violations are amplified by the evolution equations, and *b*) boundary violations, in which constraint violations flow into the domain through timelike boundaries. A variety of techniques have been introduced to control bulk constraint violations in numerical solutions of constrained evolution systems; these include constraint projection [1, 2, 3] (where the constraint equations are re-solved whenever the constraints become too large), fully constrained evolution [4, 5, 6, 7, 8, 9, 10, 11] (where some dynamical fields are determined at each time step by solving the constraint equations rather than their evolution equations), and dynamical constraint control [12, 13, 14] (in which the evolution equations are modified dynamically in a way that minimizes the growth of the constraints). Techniques have also been proposed to control boundary constraint violations; these include the construction of special forms of the evolution equations that prevent constraint violations from flowing into the domain [15, 16], and special boundary conditions that prevent the influx of constraint violations in more general forms of the evolution equations [1, 12, 17, 18, 19, 20, 21, 22, 23, 24, 25, 26, 27].

Recent studies have shown that bulk constraint violations are not effectively controlled by constraint projection [1] or dynamical constraint control [12] techniques, unless the influx of boundary constraint violations is also controlled separately. Thus the explicit control of boundary constraint violations appears to be an essential requirement for effective constraint control in the Einstein system. The primary purpose of this paper is to construct and then test numerically the special boundary conditions needed to prevent the influx of constraint violations in one (rather general) first-order form of the Einstein evolution system: the multi-parameter generalization of the Frittelli-Reula system [28] introduced by Kidder, Scheel, and Teukolsky (KST) [29]. These constraint preserving boundary conditions are constructed here using the strategy first outlined by Stewart [19] for the Einstein equations. The idea is to decompose the constraint fields into incoming and outgoing parts, based on the characteristic decomposition of the constraint evolution equations. The incoming constraint fields are controlled (*e.g.* set to zero) at each boundary point, and these conditions then serve as boundary conditions for the principal dynamical fields of the system. The constraint preserving boundary conditions derived here generalize earlier work by being applicable to generic non-linear field configurations [17, 20], having no symmetry requirements [18], and allowing arbitrary values of the gauge fields (*i.e.*, the lapse and shift) [15, 22]. These new boundary conditions are also tested here under more challenging conditions—non-linear 3D evolutions of dynamical black-hole spacetimes—than previously considered.

A secondary purpose of this paper is to introduce and test boundary conditions for the physical (gravitational wave) degrees of freedom of the Einstein system. These new physical boundary conditions control the influx of the radiative part of the Weyl tensor, and generalize (to the generic 3D case) the boundary conditions of this type proposed by Bardeen and Buchman [18]. Boundary conditions are also introduced and tested here for those dynamical fields that are not fixed by the physical or the constraint preserving boundary conditions. The bound-

ary conditions for these extra “gauge” degrees of freedom are set in a way that is consistent with the “fixed-gauge” (*i.e.*, time independent lapse density and shift) evolutions used in the numerical tests described here.

The remainder of this paper is organized as follows. The basic KST form of the Einstein evolution system is reviewed in Sec. II, and additional technical details (which considerably generalize previously published work) on the characteristic decomposition of the dynamical fields of this system are given in Appendix A. The constraint evolution equations associated with the KST system are described in Sec. III, and additional details on the hyperbolicity of the constraint system are given in Appendix B. The principal new analytical results of this paper are contained in Sec. IV, where constraint preserving boundary conditions are derived for the KST system. Two types of constraint preserving boundary conditions are presented here: the first, in Sec. IV A, are based on the characteristic constraint decomposition ideas of Stewart [19], while the second, in Sec. IV B, are generalizations of a simpler (but less generally applicable) type of constraint preserving boundary condition which has been used effectively for the scalar-wave system [1]. Physical boundary conditions that control the influx of the radiative part of the Weyl tensor are presented in Sec. V. Boundary conditions for the remaining “gauge” dynamical fields are given in Sec. VI. We test the efficacy of these new boundary conditions by performing numerical evolutions of various perturbed and unperturbed black-hole spacetimes. The basic numerical methods used in these tests are described in Sec. VII. The tests themselves are described in Sec. VIII: tests performed on unperturbed black holes are given in Sec. VIII A, tests on perturbed black holes are presented in Sec. VIII B, and finally a mild “angular” numerical instability that appears in some of these tests is discussed in Sec. VIII C. The major results of this paper are summarized and outstanding questions raised by this work are discussed in Sec. IX.

II. PRINCIPAL EVOLUTION SYSTEM

The form of the Einstein evolution system used here is a first-order formulation introduced by Kidder, Scheel, and Teukolsky (KST) [29], which generalizes several earlier forms of the Einstein system [28, 30, 31]. This system consists of first-order evolution equations for the spatial metric g_{ij} , the extrinsic curvature K_{ij} , and the spatial derivatives of the metric $D_{kij} = \partial_k g_{ij}/2$. The principal (or highest derivative) parts of these evolution equations are given by

$$\partial_t g_{ij} \simeq N^n \partial_n g_{ij}, \quad (1)$$

$$\begin{aligned} \partial_t K_{ij} \simeq N^n \partial_n K_{ij} - N \Big[& (1 + 2\gamma_0) g^{cd} \delta^n_{(i} \delta^b_{j)} \\ & - (1 + \gamma_2) g^{nd} \delta^b_{(i} \delta^c_{j)} - (1 - \gamma_2) g^{bc} \delta^n_{(i} \delta^d_{j)} \\ & + g^{nb} \delta^c_i \delta^d_j + 2\gamma_1 g^{n[b} g^{d]c} g_{ij} \Big] \partial_n D_{bcd}, \quad (2) \end{aligned}$$

$$\begin{aligned} \partial_t D_{kij} \simeq N^n \partial_n D_{kij} - N \Big[& \delta^n_k \delta^b_i \delta^c_j - \frac{1}{2} \gamma_3 g^{nb} g_{k(i} \delta^c_{j)} \\ & - \frac{1}{2} \gamma_4 g^{nb} g_{ij} \delta^c_k + \frac{1}{2} \gamma_3 g^{bc} g_{k(i} \delta^n_{j)} \\ & + \frac{1}{2} \gamma_4 g^{bc} g_{ij} \delta^n_k \Big] \partial_n K_{bc}, \quad (3) \end{aligned}$$

where \simeq indicates that terms algebraic in the fields are not shown explicitly. This form of the equations assumes that the lapse density,

$$Q = \log(Ng^{-\gamma_0}), \quad (4)$$

and the shift N^i are specified *a priori* as functions of the coordinates rather than being evolved as independent dynamical fields. The parameter¹ γ_0 that appears in these equations is part of the definition of the lapse density, Eq. (4), while the parameters γ_1 , γ_2 , γ_3 , and γ_4 were introduced by adding multiples of the constraints to the standard ADM form of the evolution equations (see KST [29]). This form of the Einstein equations is a quasi-linear first-order system that can be written more abstractly as

$$\partial_t u^\alpha + A^{k\alpha}_\beta \partial_k u^\beta = F^\alpha, \quad (5)$$

where $u^\alpha = \{g_{ij}, K_{ij}, D_{kij}\}$ is the thirty dimensional vector of dynamical fields, and the quantities $A^{k\alpha}_\beta$ and F^α depend on u^α but not its derivatives $\partial_k u^\alpha$. In this paper the Greek indices α and β are used to label elements of this space of dynamical fields.

Boundary conditions for hyperbolic evolution systems like Eq. (5) are imposed on the incoming characteristic fields of the system at each boundary point. These characteristic fields are defined as follows. Given a direction field n_k (*e.g.* the outward directed unit vector normal to the boundary) we define the left eigenvectors $e^{\hat{\alpha}}_\alpha$ of the characteristic matrix $n_k A^{k\alpha}_\beta$ by

$$e^{\hat{\alpha}}_\alpha n_k A^{k\alpha}_\beta = v_{(\hat{\alpha})} e^{\hat{\alpha}}_\beta, \quad (6)$$

where $v_{(\hat{\alpha})}$ is the eigenvalue (also called the characteristic speed). Greek indices with hats, like $\hat{\alpha}$, label the various eigenvectors and corresponding eigenvalues of the system. There is no summation over $\hat{\alpha}$ in Eq. (6). These eigenvectors form a complete set in any strongly hyperbolic system of equations, so the matrix $e^{\hat{\alpha}}_\alpha$ is invertible in this case. The projections of the dynamical fields u^α onto these characteristic eigenvectors are called the characteristic fields $u^{\hat{\alpha}}$ of the system:

$$u^{\hat{\alpha}} = e^{\hat{\alpha}}_\beta u^\beta. \quad (7)$$

Boundary conditions must be imposed on any characteristic field having a negative characteristic speed $v_{(\hat{\alpha})} < 0$ (*i.e.*, an incoming field) at a particular boundary point.

¹ The parameters γ_0 to γ_4 used here are related to the parameters of Ref. [29] by $\gamma_0 = \sigma$, $\gamma_1 = \gamma$, $\gamma_2 = \zeta$, $\gamma_3 = \eta$, and $\gamma_4 = \chi$.

The characteristic fields of the KST system are the collection of fields $u^{\hat{\alpha}} = \{g_{ij}, Z^1, Z_i^2, Z_i^3, Z_i^4, Z_{ij}^5, Z_{kij}^6, U^{1\pm}, U_i^{2\pm}, U^{3\pm}, U_{ij}^{4\pm}\}$. The definitions and explicit expressions for these fields are given in Appendix A. The characteristic fields $U^{1\pm}$, $U_i^{2\pm}$ and $U^{3\pm}$ have characteristic speeds $\pm v_1$, $\pm v_2$, and $\pm v_3$ respectively relative to the hypersurface orthogonal observers, where

$$v_1^2 = 2\gamma_0, \quad (8)$$

$$v_2^2 = \frac{1}{8}\gamma_3(1 - 3\gamma_2 - 4\gamma_0) - \frac{1}{4}\gamma_4(1 + 6\gamma_0), \quad (9)$$

$$v_3^2 = \frac{1}{2}(1 + 2\gamma_1)(2 - \gamma_3 + 2\gamma_4) - \frac{1}{2}\gamma_2\gamma_3. \quad (10)$$

The characteristic fields $U_{ij}^{4\pm}$ have speeds ± 1 , and $\{g_{ij}, Z^1, Z_i^2, Z_i^3, Z_i^4, Z_{ij}^5, Z_{kij}^6\}$ have characteristic speed zero relative to the hypersurface orthogonal observers.

The KST evolution system is strongly hyperbolic if and only if the characteristic fields are linearly independent. This is the case if $v_1 \neq 0$, $v_2 \neq 0$, $v_3 \neq 0$, and $v_1 \neq v_3$. The system is also strongly hyperbolic for $v_1 = v_3 \neq 0$ and $1 + 3v_1^2 = 4v_2^2$. In the strongly hyperbolic case the fundamental characteristic fields have thirty independent components: the spatial metric g_{ij} (with six independent components), five scalars $\{Z^1, U^{1\pm}, U^{3\pm}\}$, five transverse (to n^k) vectors $\{Z_i^2, Z_i^3, Z_i^4, U_i^{2\pm}\}$ (which have a total of ten independent components), three transverse-traceless second-rank tensors $\{Z_{ij}^5, U_{ij}^{4\pm}\}$ (which have a total of seven independent components, since $U_{ij}^{4\pm}$ is symmetric while Z_{ij}^5 is not), and one transverse-traceless third-rank tensor Z_{kij}^6 (which has a total of two independent components). The KST system also admits a positive-definite symmetrizer matrix $S_{\alpha\beta}$ (and so is symmetric hyperbolic) under fairly weak conditions on the KST parameters, which are discussed in detail in Appendix B of Ref. [32].

The characteristic speeds relative to the coordinate frame, *i.e.*, the eigenvalues $v_{(\hat{\alpha})}$ of Eq. (6), are $\pm Nv_1 - n_k N^k$, $\pm Nv_2 - n_k N^k$, $\pm Nv_3 - n_k N^k$ and $\pm N - n_k N^k$ for the fields $U^{1\pm}$, $U_i^{2\pm}$, $U^{3\pm}$, and $U_{ij}^{4\pm}$ respectively. And the speeds are $-n_k N^k$ for the “zero-speed” fields $\{g_{ij}, Z^1, Z_i^2, Z_i^3, Z_i^4, Z_{ij}^5, Z_{kij}^6\}$. Boundary conditions must be supplied for each incoming characteristic field, *i.e.*, for each field whose coordinate characteristic speed is negative at a particular boundary point. The fields U^{1-} , U_i^{2-} , U^{3-} , and U_{ij}^{4-} will be ingoing at most timelike boundaries; the zero-speed fields $\{g_{ij}, Z^1, Z_i^2, Z_i^3, Z_i^4, Z_{ij}^5, Z_{kij}^6\}$ will be ingoing at any boundary where the shift N^i is directed out of the computational domain, *i.e.*, whenever $n_k N^k > 0$. Boundary conditions must be formulated therefore for each of the fields $\{g_{ij}, Z^1, Z_i^2, Z_i^3, Z_i^4, Z_{ij}^5, Z_{kij}^6, U^{1-}, U_i^{2-}, U^{3-}, U_{ij}^{4-}\}$.

III. CONSTRAINT EVOLUTION SYSTEM

Boundary conditions capable of preventing the influx of constraint violations cannot be formulated without a complete understanding of how the constraints propagate. The constraints associated with the (vacuum) Einstein evolution system are

$$\mathcal{C} = \frac{1}{2}[(^{(3)}R - K_{ij}K^{ij} + K^2)], \quad (11)$$

$$\mathcal{C}_i = \nabla_j K^j{}_i - \nabla_i K, \quad (12)$$

$$\mathcal{C}_{kij} = \partial_k g_{ij} - 2D_{kij}, \quad (13)$$

$$\mathcal{C}_{klj} = 2\partial_{[k} D_{l]ij}. \quad (14)$$

Here \mathcal{C} is the Hamiltonian constraint, \mathcal{C}_i is the momentum constraint, while \mathcal{C}_{kij} and \mathcal{C}_{klj} are auxiliary constraints associated with the introduction of the dynamical field D_{kij} needed to make the KST system first order. All of these constraint fields are zero for the physical solutions of the (vacuum) Einstein evolution system. Note that \mathcal{C}_{kij} and \mathcal{C}_{klj} are not completely independent: there is a second-class constraint $\mathcal{C}_{klj} = \partial_{[l}\mathcal{C}_{k]ij}$. However, \mathcal{C}_{kij} and \mathcal{C}_{klj} must both be retained and treated as independent in order to write the evolution of the constraints as a closed first-order hyperbolic system, which is the goal of this section.

The evolution of the constraints is completely determined by the evolution of the dynamical fields of the principal evolution system. Using the KST evolution equations, Eqs. (1)–(3), and the definitions of the constraints, Eqs. (11)–(14), it is straightforward to show that the principal parts of the constraint evolution equations are

$$\partial_t \mathcal{C} \simeq N^k \partial_k \mathcal{C} - \frac{1}{2}(2 - \gamma_3 + 2\gamma_4) N g^{ij} \partial_i \mathcal{C}_j, \quad (15)$$

$$\begin{aligned} \partial_t \mathcal{C}_i &\simeq N^k \partial_k \mathcal{C}_i - (1 + 2\gamma_1) N \partial_i \mathcal{C} \\ &\quad + \frac{1}{2} N g^{kl} g^{ab} \left[(1 - \gamma_2) \partial_k \mathcal{C}_{labi} + (1 + \gamma_2) \partial_k \mathcal{C}_{ailb} \right. \\ &\quad \left. - (1 + 2\gamma_0) \partial_k \mathcal{C}_{liab} \right], \end{aligned} \quad (16)$$

$$\partial_t \mathcal{C}_{kij} \simeq N^k \partial_k \mathcal{C}_{kij}, \quad (17)$$

$$\begin{aligned} \partial_t \mathcal{C}_{klj} &\simeq N^m \partial_m \mathcal{C}_{klj} + \frac{1}{2} \gamma_3 N (g_{j[l} \partial_{k]} \mathcal{C}_i + g_{i[l} \partial_{k]} \mathcal{C}_j) \\ &\quad + \gamma_4 N g_{ij} \partial_{[k} \mathcal{C}_{l]}. \end{aligned} \quad (18)$$

More abstractly, the constraints satisfy a quasi-linear evolution system of the form

$$\partial_t c^A + A^{kA}{}_B \partial_k c^B = F^A{}_B c^B, \quad (19)$$

where $c^A = \{\mathcal{C}, \mathcal{C}_i, \mathcal{C}_{kij}, \mathcal{C}_{klj}\}$ are the constraints defined in Eqs. (11)–(14), $A^{kA}{}_B$ depends on the dynamical fields u^α , and $F^A{}_B$ depends on u^α and $\partial_k u^\alpha$. We use upper case Latin indices such as A and B to label the constraint fields. If the constraint evolution system is hyperbolic, then Eq. (19) guarantees that the constraints will vanish everywhere if they are zero at some initial time, and if

boundary conditions are chosen to prevent the influx of constraints through timelike boundaries.

In order to determine whether this constraint evolution system is hyperbolic, we evaluate the characteristic fields associated with Eq. (19). It is straightforward to show that the fields $c^{\hat{A}} = \{\mathcal{C}_{kij}, Z^7, Z_i^8, Z_i^9, Z_{ij}^{10}, Z_{ijkl}^{12}, U_i^{5\pm}, U^{6\pm}\}$ are characteristic constraint fields, where the individual components of $c^{\hat{A}}$ are defined by

$$Z^7 = \gamma_3 \mathcal{C} - (2 - \gamma_3 + 2\gamma_4) n^k n^l \mathcal{C}_{kl}^2, \quad (20)$$

$$Z_i^8 = n^k P^l{}_i [\gamma_4 \mathcal{C}_{kl}^1 - (\gamma_3 + 3\gamma_4) n^a n^b \mathcal{C}_{klab}], \quad (21)$$

$$Z_i^9 = n^k P^l{}_i (3\mathcal{C}_{kl}^1 + 2\mathcal{C}_{kl}^2 - 7n^a n^b \mathcal{C}_{klab}), \quad (22)$$

$$Z_{ij}^{10} = P^k{}_i P^l{}_j \mathcal{C}_{kl}^1, \quad (23)$$

$$Z_{ij}^{11} = (P^k{}_i P^l{}_j - \frac{1}{2} P_{ij} P^{kl}) \mathcal{C}_{kl}^2, \quad (24)$$

$$\begin{aligned} Z_{ijkl}^{12} &= \mathcal{C}_{ijkl} - \frac{3}{5} \mathcal{C}_{ij}^1 g_{kl} - \frac{3}{5} (\mathcal{C}_{k[i}^1 g_{j]l} + \mathcal{C}_{l[i}^1 g_{j]k}) \\ &\quad - \frac{4}{15} \mathcal{C}_{[ij]}^2 g_{kl} - \frac{4}{15} (\mathcal{C}_{k[i}^2 g_{j]l} + \mathcal{C}_{l[i}^2 g_{j]k}) \\ &\quad - \frac{14}{15} (g_{k[i} \mathcal{C}_{j]l}^2 + g_{l[i} \mathcal{C}_{j]k}^2), \end{aligned} \quad (25)$$

$$\begin{aligned} U_i^{5\pm} &= \pm n^k P^l{}_i [(1 + 2\gamma_0) \mathcal{C}_{kl}^1 + 2\mathcal{C}_{[kl}^2] - 2\gamma_2 \mathcal{C}_{(kl)}^2] \\ &\quad + 2v_2 P^l{}_i \mathcal{C}_l, \end{aligned} \quad (26)$$

$$U^{6\pm} = (1 + 2\gamma_1) \mathcal{C} \pm v_3 n^k \mathcal{C}_k - \gamma_2 n^k n^l \mathcal{C}_{kl}^2. \quad (27)$$

The v_2 and v_3 that appear in Eqs. (20)–(27) are given by Eqs. (9) and (10), and \mathcal{C}_{ij}^1 and \mathcal{C}_{ij}^2 are defined by

$$\mathcal{C}_{ij}^1 = g^{kl} \mathcal{C}_{ijkl}, \quad (28)$$

$$\mathcal{C}_{ij}^2 = g^{kl} \mathcal{C}_{kijl}. \quad (29)$$

The characteristic constraint fields $U_i^{5\pm}$ and $U^{6\pm}$ have characteristic speeds $\pm v_2$ and $\pm v_3$ respectively, while the characteristic constraint fields $\{\mathcal{C}_{kij}, Z^7, Z_i^8, Z_i^9, Z_{ij}^{10}, Z_{ij}^{11}, Z_{ijkl}^{12}\}$ have characteristic speed zero relative to the hypersurface orthogonal observers. The characteristic constraint fields have forty independent components: \mathcal{C}_{kij} (which has eighteen independent components), three scalars $\{Z^7, U^{6\pm}\}$, four transverse (to n^k) vectors $\{Z_i^8, Z_i^9, U_i^{5\pm}\}$ (which have a total of eight independent components), one antisymmetric transverse second-rank tensor Z_{ij}^{10} (which has one independent component), one transverse traceless second-rank tensor Z_{ij}^{11} (which has three independent components), and one totally trace-free fourth-rank tensor Z_{ijkl}^{12} (which is antisymmetric in its first two indices, symmetric in its last two indices, and so has seven independent components). These characteristic constraint fields are linearly independent so long as $v_2 \neq 0$ and $v_3 \neq 0$. Thus the characteristic constraint evolution equations are strongly hyperbolic whenever the principal evolution system is strongly hyperbolic. In Appendix B we summarize the conditions under which the constraint evolution system is also symmetric hyperbolic.

IV. CONSTRAINT PRESERVING BOUNDARY CONDITIONS

The constraint characteristic fields U_i^{5-} and U^{6-} are incoming fields at most timelike boundaries, and the fields $\{\mathcal{C}_{kij}, Z^7, Z_i^8, Z_i^9, Z_{ij}^{10}, Z_{ij}^{11}, Z_{ijkl}^{12}\}$ are incoming at any boundary where $n_k N^k > 0$. Therefore we must choose boundary conditions on the incoming characteristic fields of the principal evolution system, $u^{\hat{\alpha}}$, in a way that controls these incoming constraint characteristic fields, $c^{\hat{A}}$. We use two different approaches to accomplish this for the KST system. The first approach (introduced by Stewart [19] and developed by Calabrese, *et al.* [17]) re-expresses the incoming characteristic constraint fields, $c^{\hat{A}}$, in terms of the principal characteristic fields, $u^{\hat{\alpha}}$. This results in a set of Neumann-like boundary conditions on certain incoming characteristic fields $u^{\hat{\alpha}}$. These *Type I* boundary conditions are discussed in more detail in Sec. IV A. The second (less general) approach (introduced by Holst, *et al.* [1]) uses a more direct Dirichlet-like boundary condition for certain incoming characteristic fields $u^{\hat{\alpha}}$. These *Type II* boundary conditions are discussed in more detail in Sec. IV B.

We note that it is not possible to use these methods to derive boundary condition for all of the characteristic fields (of the principal system) that need them. In particular it is not possible to obtain boundary conditions for the fields Z_i^4 , U^{1-} , and U_{ij}^{4-} in this way. The boundary conditions for these fields are determined by physical and gauge considerations, which are discussed in detail in Secs. V and VI.

A. Type I Boundary Conditions

The incoming constraint characteristic fields \mathcal{C}_{kij} , Z^7 , Z_i^8 , Z_i^9 , Z_{ij}^{11} , Z_{ijkl}^{12} , U_i^{5-} , and U^{6-} all depend on normal (*i.e.*, perpendicular to the boundary) derivatives of the principal characteristic fields $u^{\hat{\alpha}}$. A straightforward but lengthy calculation shows that these characteristic constraint fields can be expressed as follows:

$$n^k \mathcal{C}_{kij} = d_{\perp} g_{ij} - 2n^k D_{kij}, \quad (30)$$

$$\begin{aligned} Z^7 &= -d_{\perp} Z^1 - (2 - \gamma_3 + 2\gamma_4) P^{ab} n^c n^d \partial_a D_{cab} \\ &\quad + \frac{1}{2} \gamma_3 (8D_{[ab]}{}^b D_c{}^{ac} - D_{ab}{}^b D^{ac} - K_{ab} K^{ab} + K^2) \\ &\quad - 2\gamma_3 P^{ab} g^{cd} \partial_a D_{[bc]d} + \frac{1}{2} \gamma_3 D_{abc} (3D^{abc} - 2D^{cab}), \end{aligned} \quad (31)$$

$$Z_i^8 = d_{\perp} Z_i^2 - [\gamma_4 g^{ab} - (\gamma_3 + 3\gamma_4) n^a n^b] n^c P^d{}_i \partial_d D_{cab}, \quad (32)$$

$$Z_i^9 = d_{\perp} Z_i^3 - [(3g^{ab} - 7n^a n^b) P^d{}_i - 2P^a{}_i P^{bd}] n^c \partial_d D_{cab}, \quad (33)$$

$$\begin{aligned} Z_{ij}^{11} &= d_{\perp} Z_{ij}^5 \\ &\quad - (P^a{}_i P^b{}_j - \frac{1}{2} P_{ij} P^{ab}) (g^{cd} \partial_a D_{cbd} - P^{cd} \partial_c D_{abd}), \end{aligned} \quad (34)$$

$$n^d P_{kij}^{cab} Z_{dcab}^{12} = d_{\perp} Z_{kij}^6 - n^c P_{kij}^{dab} \partial_d D_{cab}, \quad (35)$$

$$\begin{aligned} U_i^{5-} = & -d_{\perp} U_i^{2-} + 2v_2 (P^{jk} P^l_i - g^{jl} P^k_i) \partial_k K_{jl} \\ & + 2v_2 (g^{aj} g^{bk} P^c_i + g^{cj} g^{ab} P^k_i - 2g^{ca} g^{bj} P^k_i) D_{cab} K_{jk} \\ & - [(1 + \gamma_2) n^m g^{ln} - (1 + 2\gamma_0) n^l g^{mn}] P^k_i \partial_k D_{lmn} \\ & - [(1 - \gamma_2) n^l P^m_i - (1 + \gamma_2) n^m P^l_i] P^{kn} \partial_k D_{lmn}, \quad (36) \end{aligned}$$

$$\begin{aligned} U^{6-} = & d_{\perp} U^{3-} - v_3 n^l P^{jk} \partial_k K_{jl} - \gamma_2 P^{kn} n^l n^m \partial_k D_{lmn} \\ & + (1 + 2\gamma_1) (2g^{m[l} P^{n]k} \partial_k D_{lmn} + g^{[j} g^{a]b} K_{ij} K_{ab}) \\ & - v_3 (g^{aj} g^{bk} n^c + g^{cj} g^{ab} n^k - 2g^{ca} g^{bj} n^k) D_{cab} K_{jk} \\ & - \frac{1}{2} (1 + 2\gamma_1) (g^{kc} g^{ij} g^{ab} + 2g^{ka} g^{ib} g^{jc} + 8g^{k[i} g^{a]j} g^{cb} \\ & \quad - 3g^{kc} g^{ia} g^{jb}) D_{kij} D_{cab}, \quad (37) \end{aligned}$$

where P_{kij}^{cab} is defined by Eq. (A15), and the quantities $d_{\perp} g_{ij}$, $d_{\perp} Z^1$, $d_{\perp} Z_i^2$, $d_{\perp} Z_i^3$, $d_{\perp} Z_{ij}^5$, $d_{\perp} Z_{kij}^6$, $d_{\perp} U_i^{2-}$ and $d_{\perp} U^{3-}$ are components of $d_{\perp} u^{\hat{\alpha}}$, the characteristic projections of the normal derivatives of the dynamical fields. These projected normal derivatives are defined by

$$d_{\perp} u^{\hat{\alpha}} \equiv e^{\hat{\alpha}}_{\beta} n^k \partial_k u^{\beta}. \quad (38)$$

We note that Eqs. (30)–(37) express these incoming characteristic constraint fields, $c^{\hat{A}}$, in terms of the normal derivative of one of the principal characteristic fields, $u^{\hat{\alpha}}$, plus terms that depend on derivatives tangent to the boundary and terms that are algebraic in the fields.

The simplest Type I constraint preserving boundary conditions are obtained by setting the incoming components of the characteristic constraint fields to zero. Using Eqs. (30)–(37), these expressions become boundary conditions for the normal derivatives of the incoming dynamical fields $d_{\perp} g_{ij}$, $d_{\perp} Z^1$, $d_{\perp} Z_i^2$, $d_{\perp} Z_i^3$, $d_{\perp} Z_{ij}^5$, $d_{\perp} Z_{kij}^6$, $d_{\perp} U_i^{2-}$ and $d_{\perp} U^{3-}$:

$$d_{\perp} g_{ij} = 2n^k D_{kij}, \quad (39)$$

$$\begin{aligned} d_{\perp} Z^1 = & -(2 - \gamma_3 + 2\gamma_4) P^{ab} n^c n^d \partial_a D_{cab} \\ & + \frac{1}{2} \gamma_3 (8D_{[ab]}{}^b D_c{}^{ac} - D_{ab}{}^b D^{ac}{}_c - K_{ab} K^{ab} + K^2) \\ & - 2\gamma_3 P^{ab} g^{cd} \partial_a D_{[bc]d} + \frac{1}{2} \gamma_3 D_{abc} (3D^{abc} - 2D^{cab}), \quad (40) \end{aligned}$$

$$d_{\perp} Z_i^2 = [\gamma_4 g^{ab} - (\gamma_3 + 3\gamma_4) n^a n^b] n^c P^d_i \partial_d D_{cab}, \quad (41)$$

$$d_{\perp} Z_i^3 = [(3g^{ab} - 7n^a n^b) P^d_i - 2P^a_i P^{bd}] n^c \partial_d D_{cab}, \quad (42)$$

$$\begin{aligned} d_{\perp} Z_{ij}^5 = & (P^a_i P^b_j - \frac{1}{2} P_{ij} P^{ab}) (g^{cd} \partial_a D_{cbd} - P^{cd} \partial_c D_{abd}), \\ & \quad (43) \end{aligned}$$

$$d_{\perp} Z_{kij}^6 = n^c P_{kij}^{kab} \partial_d D_{cab}, \quad (44)$$

$$\begin{aligned} d_{\perp} U_i^{2-} = & 2v_2 (P^{jk} P^l_i - g^{jl} P^k_i) \partial_k K_{jl} \\ & + 2v_2 (g^{aj} g^{bk} P^c_i + g^{cj} g^{ab} P^k_i - 2g^{ca} g^{bj} P^k_i) D_{cab} K_{jk} \\ & - [(1 + \gamma_2) n^m g^{ln} - (1 + 2\gamma_0) n^l g^{mn}] P^k_i \partial_k D_{lmn} \\ & - [(1 - \gamma_2) n^l P^m_i - (1 + \gamma_2) n^m P^l_i] P^{kn} \partial_k D_{lmn}, \quad (45) \end{aligned}$$

$$\begin{aligned} d_{\perp} U^{3-} = & v_3 n^l P^{jk} \partial_k K_{jl} + \gamma_2 P^{kn} n^l n^m \partial_k D_{lmn} \\ & - (1 + 2\gamma_1) (2g^{m[l} P^{n]k} \partial_k D_{lmn} + g^{[j} g^{a]b} K_{ij} K_{ab}) \\ & + v_3 (g^{aj} g^{bk} n^c + g^{cj} g^{ab} n^k - 2g^{ca} g^{bj} n^k) D_{cab} K_{jk} \\ & + \frac{1}{2} (1 + 2\gamma_1) (g^{kc} g^{ij} g^{ab} + 2g^{ka} g^{ib} g^{jc} + 8g^{k[i} g^{a]j} g^{cb} \\ & \quad - 3g^{kc} g^{ia} g^{jb}) D_{kij} D_{cab}. \quad (46) \end{aligned}$$

More general Type I boundary conditions of this type can also be obtained by setting the incoming constraint characteristic fields to multiples of the corresponding outgoing fields: *i.e.*, by setting $U_i^{5-} = \mu_5 U_i^{5+}$ and $U^{6-} = \mu_6 U^{6+}$. These boundary conditions can therefore be generalized by adding the terms $\mu_5 U_i^{5+}$ and $-\mu_6 U^{6+}$ to the rights sides of Eqs. (45) and (46) respectively.

We point out that the combination of constraints,

$$Z_i^9 - 15P^a_i n^b n^c n^d Z_{abcd}^{12} = 16P^{a[c} P^d]_i n^b \partial_d D_{cab}, \quad (47)$$

involves no normal derivatives of D_{cab} . Thus, arbitrary multiples of this combination of constraints could be added to the Type I boundary conditions for Z_i^2 , Z_i^3 and U_i^{2-} in Eqs. (41), (42) and (45) without changing the basic structure of these conditions at all. We find that the addition of these terms does change the stability of numerical evolutions. But at present we have not found a systematic way to optimize the addition of these extra constraint fields (short of brute force numerical testing), so the numerical evolutions presented here use the simplest analytical forms given in Eqs. (41), (42) and (45).

We find it convenient to impose these Type I constraint preserving boundary conditions via the Björhus method [33] (which we commonly use in our numerical code) in the following way. The characteristic projection of the principal evolution system can be written as

$$d_t u^{\hat{\alpha}} + v_{(\hat{\alpha})} d_{\perp} u^{\hat{\alpha}} = e^{\hat{\alpha}}_{\beta} (-A^{k\beta}{}_{\alpha} P^i_k \partial_i u^{\alpha} + F^{\beta}), \quad (48)$$

where $d_t u^{\hat{\alpha}}$ represents the characteristic projection of the time derivative of the dynamical field:

$$d_t u^{\hat{\alpha}} \equiv e^{\hat{\alpha}}_{\beta} \partial_t u^{\beta}. \quad (49)$$

The terms on the right side of Eq. (48) depend on the boundary values of the dynamical fields and the derivatives of these fields tangent to the boundary surface. We leave these terms unchanged. However, we replace the term $d_{\perp} u^{\hat{\alpha}}$ on the left side of Eq. (48) by its desired value $d_{\perp} u^{\hat{\alpha}}_{bc}$. For the fields g_{ij} , Z^1 , Z_i^2 , Z_i^3 , Z_{ij}^5 , U_i^{2-} and U^{3-} , $d_{\perp} u^{\hat{\alpha}}_{bc}$ is given by Eqs. (39)–(46).

This method of imposing these boundary conditions can be implemented numerically in a simple and elegant way. Let us define the quantity

$$D_t u^{\hat{\alpha}} \equiv e^{\hat{\alpha}}_{\beta} (-A^{k\beta}{}_{\alpha} \partial_k u^{\alpha} + F^{\beta}), \quad (50)$$

which is just the characteristic projection of the right side of the full evolution equation, without any modifications

for boundary conditions. At the boundary, Eq. (48) then takes the form

$$d_t u^{\hat{\alpha}} = D_t u^{\hat{\alpha}} + v_{(\hat{\alpha})} (d_{\perp} u^{\hat{\alpha}} - d_{\perp} u^{\hat{\alpha}}_{\text{bc}}). \quad (51)$$

In this expression, $d_{\perp} u^{\hat{\alpha}}_{\text{bc}}$ represents the desired values of the tangential derivatives at the boundary, and $d_{\perp} u^{\hat{\alpha}}$ denotes the actual values of the tangential derivatives as defined in Eq. (38). When $d_{\perp} u^{\hat{\alpha}}$ is expressed in terms of the constraints on the boundary using Eqs. (30)–(37), and when $d_{\perp} u^{\hat{\alpha}}_{\text{bc}}$ is determined from Eqs. (39)–(46), then the term $d_{\perp} u^{\hat{\alpha}} - d_{\perp} u^{\hat{\alpha}}_{\text{bc}}$ simplifies considerably. Thus in particular, the boundary conditions for g_{ij} , Z^1 , Z_i^2 , Z_i^3 , Z_{ij}^5 , Z_{kij}^6 , U_i^{2-} and U^{3-} can be written as

$$d_t g_{ij} = D_t g_{ij} - n_k N^k n^l C_{lij}, \quad (52)$$

$$d_t Z^1 = D_t Z^1 + n_k N^k Z^7, \quad (53)$$

$$d_t Z_i^2 = D_t Z_i^2 - n_k N^k Z_i^8, \quad (54)$$

$$d_t Z_i^3 = D_t Z_i^3 - n_k N^k Z_i^9, \quad (55)$$

$$d_t Z_{ij}^5 = D_t Z_{ij}^5 - n_k N^k Z_{ij}^{11}, \quad (56)$$

$$d_t Z_{kij}^6 = D_t Z_{kij}^6 - n_m N^m n^d P_{kij}^{cab} Z_{dcab}^{12}, \quad (57)$$

$$d_t U_i^{2-} = D_t U_i^{2-} + (N v_2 + n_k N^k) (U_i^{5-} - \mu_5 U_i^{5+}), \quad (58)$$

$$d_t U^{3-} = D_t U^{3-} - (N v_3 + n_k N^k) (U^{6-} - \mu_6 U^{6+}). \quad (59)$$

The $D_t u^{\hat{\alpha}}$ that appear in these expressions are to be evaluated using Eq. (50), while the constraint fields C_{kij} , Z^7 , Z_i^8 , Z_i^9 , Z_{ij}^{11} , Z_{kij}^{12} , U_i^{5-} and U^{6-} are to be evaluated numerically using their definitions in Eqs. (13), (20), (21), (22), (24), (25), (26) and (27) respectively.

B. Type II Boundary Conditions

A second type of constraint preserving boundary condition can be imposed on those characteristic fields that represent various projections of the field $P^k_l D_{kij}$. The influx of constraint violations that could cause $P^k_l D_{kij}$ to differ from $P^k_l \partial_k g_{ij}/2$ can be prevented by enforcing the equality of these fields on the relevant boundaries. This is a Dirichlet-like boundary condition that sets $P^k_l D_{kij} = P^k_l \partial_k g_{ij}/2$. This type of constraint preserving boundary condition has been used successfully in the scalar wave system by Holst, *et al.* [1]. The characteristic fields Z_i^2 , Z_i^3 , Z_{ij}^5 , and Z_{kij}^6 are composed entirely of various components of $P^k_l D_{kij}$, which represent the derivatives of g_{ij} that are tangent to the boundary. These Type II boundary conditions can be imposed using the Björhus method by setting

$$d_t Z_i^2 = \frac{1}{2} [\gamma_4 P^{ab} - (\gamma_3 + 2\gamma_4) n^a n^b] P^c_i \partial_c \partial_t g_{ab}, \quad (60)$$

$$d_t Z_i^3 = \frac{1}{2} [(3P^{ab} - 4n^a n^b) P^c_i - 2P^a_i P^{bc}] \partial_c \partial_t g_{ab}, \quad (61)$$

$$d_t Z_{ij}^5 = \frac{1}{4} (2P^c_i P^a_j - P_{ij} P^{ca}) n^b \partial_c \partial_t g_{ab}, \quad (62)$$

$$d_t Z_{kij}^6 = \frac{1}{2} P_{kij}^{cab} \partial_c \partial_t g_{ab}, \quad (63)$$

at any boundary where these fields are incoming. The quantity $\partial_c \partial_t g_{ab}$ that appears on the right sides of Eqs. (60)–(63) is to be evaluated by taking the indicated tangential spatial derivatives of the right side of Eq. (52). These expressions are obtained using the expressions for Z_i^2 , Z_i^3 , Z_{ij}^5 , and Z_{kij}^6 from Eqs. (A2), (A3), (A5), and (A6), and replacing the terms $\partial_t D_{cab}$ by $\partial_c \partial_t g_{ab}/2$. We note that these fields Z_i^2 , Z_i^3 , Z_{ij}^5 and Z_{kij}^6 can also be controlled using the Type I boundary conditions described in Sec. IV A. We have tested these Type II boundary conditions numerically, and find the results to be essentially identical to the results described in Sec. VIII for tests with Type I boundary conditions.

V. PHYSICAL BOUNDARY CONDITIONS

In this section we derive boundary conditions for the physical components of the dynamical fields, U_{ij}^{4-} , which represent the real gravitational wave degrees of freedom of the system, at least asymptotically. Our strategy is based on the proposal of Bardeen and Buchman [18], and similar ideas used by Reula and Sarbach [34] in the context of the Maxwell system. These ideas are adapted to the general 3D Einstein system by analyzing the dynamics of the Weyl tensor as determined by the Bianchi identities. We then infer boundary conditions on the dynamical fields of the KST system that control the incoming radiative parts of the Weyl tensor. We begin by following the usual practice of decomposing the Weyl tensor into electric and magnetic parts,

$$E_{\mu\nu} = C_{\mu\sigma\nu\tau} T^{\sigma} T^{\tau}, \quad (64)$$

$$B_{\mu\nu} = \frac{1}{2} C_{\mu\omega\sigma\tau} \epsilon^{\sigma\tau}{}_{\nu\rho} T^{\omega} T^{\rho}, \quad (65)$$

where T^{μ} represents a timelike unit vector. [In this paper letters from the latter part of the Greek alphabet (μ , ν , etc.) represent four-dimensional spacetime coordinate indices.] In our analysis here we assume that T^{μ} is orthogonal to the $t = \text{constant}$ spacelike hypersurfaces of the standard 3+1 decomposition of the geometry. In this case we can express the electric and magnetic parts of the Weyl tensor in terms of standard 3+1 quantities:

$$E_{ij} = R_{ij} + K K_{ij} - K_i^k K_{kj}, \quad (66)$$

$$B_{ij} = (\nabla_k K_{li}) \epsilon^{kl}{}_j, \quad (67)$$

where R_{ij} , K_{ij} , ∇_i and ϵ_{ijk} represent the three-dimensional Ricci tensor, the extrinsic curvature, the 3D spatial covariant derivative, and the 3D totally antisymmetric tensor respectively. These electric and magnetic parts of the Weyl tensor are symmetric and traceless in any vacuum spacetime.

The Weyl tensor satisfies the Bianchi identities,

$$0 = \nabla_{[\sigma} C_{\tau\omega]\mu\nu}, \quad (68)$$

in any vacuum spacetime, where here ∇_{μ} represents the 4D covariant derivative, and these equations imply a system of evolution equations for the Weyl tensor. The 3+1

representation of the principal parts of these evolution equations can be written [35] in the form

$$\partial_t E_{ij} - N^k \partial_k E_{ij} \simeq -N [\partial_k B_{l(i)} \epsilon_j]^{kl}, \quad (69)$$

$$\partial_t B_{ij} - N^k \partial_k B_{ij} \simeq N [\partial_k E_{l(i)} \epsilon_j]^{kl}, \quad (70)$$

which is reminiscent of the Maxwell system. The characteristic fields of this vacuum Weyl tensor evolution system are

$$Z^{13} = n^a n^b E_{ab}, \quad (71)$$

$$Z^{14} = n^a n^b B_{ab}, \quad (72)$$

$$U_i^{7\pm} = P^a{}_i n^b E_{ab} \mp \epsilon_i{}^{ab} n_b n^c B_{ac}, \quad (73)$$

$$U_{ij}^{8\pm} = (P^a{}_i P^b{}_j - \frac{1}{2} P_{ij} P^{ab}) (E_{ab} \mp \epsilon_a{}^{cd} n_d B_{cb}), \quad (74)$$

where n^k is a spatial unit vector. The characteristic fields Z^{13} and Z^{14} have characteristic speed zero, $U_i^{7\pm}$ have speeds $\pm 1/2$, and $U_{ij}^{8\pm}$ have speeds ± 1 relative to the hypersurface orthogonal observers. These fields propagate with coordinate speeds $-n_k N^k$, $\pm N/2 - n_k N^k$, and $\pm N - n_k N^k$ respectively. An equivalent expression for $U_{ij}^{8\pm}$ in terms of the standard 3+1 variables is

$$U_{ij}^{8\pm} = (P^a{}_i P^b{}_j - \frac{1}{2} P_{ij} P^{ab}) \left(R_{ab} + K K_{ab} - K_a{}^c K_{cb} \mp n^c \nabla_c K_{ab} \pm n^c \nabla_{(a} K_{b)c} \right). \quad (75)$$

The vacuum characteristic fields U_{ij}^{8+} and U_{ij}^{8-} are proportional to the Newman-Penrose [36] components of the Weyl tensor Ψ_4 and Ψ_0 , respectively.

The true gravitational wave degrees of freedom are represented by the fields $U_{ij}^{8\pm}$. The best (gauge invariant) way to impose boundary conditions on the physical degrees of freedom of the Einstein system is therefore to require that the incoming part of this field has prescribed values: $U_{ij}^{8-} = U_{ij}^{8-}|_{\text{bc}}$ at the boundaries. This condition is equivalent to fixing the Newman-Penrose component $\Psi_0 = \Psi_0|_{\text{bc}}$ on the boundary. Since U_{ij}^{8-} falls to zero as r^{-5} in an asymptotically flat spacetime [36], it is not unreasonable simply to set $U_{ij}^{8-} = 0$ as a physical boundary condition. However, since $U_{ij}^{8-} \neq 0$ in the Kerr geometry, we think it is more consistent to freeze U_{ij}^{8-} to its initial value by setting $U_{ij}^{8-}|_{\text{bc}} = U_{ij}^{8-}(t=0)$.

In order to write the boundary condition on U_{ij}^{8-} as a condition on the principal dynamical fields, we first express U_{ij}^{8-} in terms of the principal characteristic fields

using Eq. (75):

$$\begin{aligned} U_{ij}^{8-} &= d_{\perp} U_{ij}^{4-} - \gamma_2 Z_{(ij)}^{11} - [P^a{}_i P^b{}_j - \frac{1}{2} P_{ij} P^{ab}] \\ &\times \left\{ n^c \partial_a K_{bc} + 2\gamma_2 P^{cd} \partial_{[a} D_{c]bd} + \gamma_2 n^c n^d \partial_a D_{cbd} \right. \\ &+ 2P^{cd} \partial_c D_{[da]b} + 2g^{cd} \partial_a D_{[bc]d} - K K_{ab} + K_{ac} K^c{}_b \\ &+ (2D^{cd}{}_c - D^{dc}{}_c)(2D_{abd} - D_{dab}) + 4D^{cd}{}_a D_{[dc]b} \\ &\left. - D_a{}^{cd} D_{bcd} + 2n^c K^d{}_{[a} D_{c]bd} + 4n^c D_{[bd][c} K_a{}^d] \right\}. \end{aligned} \quad (76)$$

In deriving this expression, we have used the fact that the constraint characteristic field Z_{ij}^{11} can be expressed in terms of $d_{\perp} Z_{ij}^{5}$ using Eq. (34). Setting $U_{ij}^{8-} = U_{ij}^{8-}|_{\text{bc}}$ (and $Z_{(ij)}^{11} = 0$) gives us the desired Neumann-like boundary condition for the principal characteristic field U_{ij}^{4-} :

$$\begin{aligned} d_{\perp} U_{ij}^{4-} &= U_{ij}^{8-}|_{\text{bc}} + [P^a{}_i P^b{}_j - \frac{1}{2} P_{ij} P^{ab}] \left\{ n^c \partial_a K_{bc} \right. \\ &+ 2\gamma_2 P^{cd} \partial_{[a} D_{c]bd} + \gamma_2 n^c n^d \partial_a D_{cdb} + 2P^{cd} \partial_c D_{[da]b} \\ &+ 2g^{cd} \partial_a D_{[bc]d} - K K_{ab} + K_{ac} K^c{}_b + 4D^{cd}{}_a D_{[dc]b} \\ &+ (2D^{cd}{}_c - D^{dc}{}_c)(2D_{abd} - D_{dab}) - D_a{}^{cd} D_{bcd} \\ &\left. + 2n^c K^d{}_{[a} D_{c]bd} + 4n^c D_{[bd][c} K_a{}^d] \right\}. \end{aligned} \quad (77)$$

This physical boundary condition can be imposed numerically with the same technique used for the Type I constraint-preserving boundary conditions discussed in Sec. IV A. In particular we set

$$\begin{aligned} d_t U_{ij}^{4-} &= D_t U_{ij}^{4-} \\ &- (N + n_k N^k) \left[U_{ij}^{8-} - U_{ij}^{8-}|_{\text{bc}} + \gamma_2 Z_{(ij)}^{11} \right]. \end{aligned} \quad (78)$$

The term $D_t U_{ij}^{4-}$ is to be evaluated using Eq. (50), while Z_{ij}^{11} and U_{ij}^{8-} are to be evaluated numerically using Eqs. (24) and (75) respectively.

VI. GAUGE FIXING BOUNDARY CONDITIONS

Next we turn our attention to finding boundary conditions for the two fields U^{1-} and Z_i^4 that were not fixed by either the constraint preserving boundary conditions in Sec. IV or the physical boundary conditions in Sec. V. Since these fields are not fixed by the constraints or by physical considerations, they must be gauge fields in effect. Boundary conditions on U^{1-} and Z_i^4 should be chosen in a way that is consistent with the gauge conditions. In the evolution system used here, we assume that the lapse density and the shift are frozen to their initial values. One reasonable boundary condition for these gauge

fields then is simply to freeze them at their initial values on the boundaries:

$$d_t U^{1-} = 0, \quad (79)$$

$$d_t Z_i^4 = 0. \quad (80)$$

We have also found that a useful boundary condition for U^{1-} can be obtained from one of the standard equations used to fix the lapse: $\partial_t K = 0$. Expressing $\partial_t K$ in terms of the time derivatives of the principal characteristic fields, we find

$$\begin{aligned} \partial_t K &= g^{ij} \partial_t K_{ij} - K^{ij} \partial_t g_{ij}, \\ &= \frac{3-q}{4v_3} (d_t U^{3+} + d_t U^{3-}) \\ &\quad + \frac{1}{4v_1} (d_t U^{1+} + d_t U^{1-}) - K^{ij} \partial_t g_{ij}. \end{aligned} \quad (81)$$

[The parameter q that appears in this expression is the ratio of characteristic speeds defined in Eq. (A14)]. Setting $\partial_t K = 0$ therefore provides a boundary condition for the incoming characteristic field U^{1-} :

$$\begin{aligned} d_t U^{1-} &= -d_t U^{1+} - \frac{v_1(3-q)}{v_3} (d_t U^{3+} + d_t U^{3-}) \\ &\quad + 4v_1 K^{ij} \partial_t g_{ij}. \end{aligned} \quad (82)$$

The quantities $d_t U^{3-}$ and $\partial_t g_{ij}$ on the right side of Eq. (82) are evaluated with the appropriate boundary expressions for these quantities. We find that using Eq. (82) in evolutions of black-hole spacetimes is fairly effective in controlling the growth of perturbations in U^{1-} with low spherical harmonic indices. But at the same time using this boundary condition causes unstable (and non-convergent) growth of perturbations with large spherical harmonic indices. We solve this problem numerically by applying this boundary condition only after applying a filter that removes all spherical harmonic components above $\ell = 2$ from Eq. (82) at the boundary. Thus we use Eq. (82) for the $\ell \leq 2$ spherical harmonic components of this equation, and a regular freezing boundary condition, Eq. (79), for the $\ell > 2$ spherical harmonic components.

Finally, we note that boundary conditions for U^{1-} and Z_i^4 can also be obtained from the “ Γ -freezing” condition that is often used to determine the shift vector [37, 38]. We found that these Γ -freezing boundary conditions on U^{1-} and Z_i^4 are not as effective as Eqs. (80) and (82) in controlling the growth of instabilities in these “gauge” fields. And since the equations for the Γ -freezing forms of these boundary conditions are quite lengthy, we do not reproduce them here.

VII. NUMERICAL METHODS

In this section we describe briefly the numerical methods used to compute the simulations presented below. All our numerical computations are performed using a

multidomain pseudospectral collocation method. Our numerical methods are essentially the same as those we applied previously to evolution problems with scalar fields [1, 39], with the Maxwell system [12], and the Einstein system [29, 40, 41, 42].

A. Spectral Collocation Method

The computational domain for the single black-hole evolutions described in Sec. VIII is a spherical shell extending from some r_{\min} (just inside the black-hole event horizon) to some maximum value r_{\max} . This domain may also be subdivided into one or more spherical-shell subdomains. Consider a single one of these subdomains that extends from radius r'_{\min} to r'_{\max} . Given a system of partial differential equations

$$\partial_t u^\alpha(\mathbf{x}, t) = \mathcal{F}^\alpha[u(\mathbf{x}, t), \partial_i u(\mathbf{x}, t)], \quad (83)$$

where u^α is a collection of dynamical fields, the solution $u^\alpha(\mathbf{x}, t)$ on this subdomain is expressed as a time-dependent linear combination of N spatial basis functions $\phi_k(\mathbf{x})$:

$$u_N^\alpha(\mathbf{x}, t) = \sum_{k=0}^{N-1} \tilde{u}_k^\alpha(t) \phi_k(\mathbf{x}). \quad (84)$$

We expand each Cartesian component of each tensor in terms of the basis functions $T_n(\rho) Y_{\ell m}(\theta, \varphi)$, where $Y_{\ell m}(\theta, \varphi)$ are spherical harmonics and $T_n(\rho)$ are Chebyshev polynomials with

$$\rho = \frac{2r - r'_{\max} - r'_{\min}}{r'_{\max} - r'_{\min}}. \quad (85)$$

The spherical coordinates (r , θ , and φ) used in these spectral expansions are related to the pseudo-Cartesian coordinates used to evaluate the components of tensor fields (*e.g.* g_{xx} , K_{yz} , D_{xyz} , ...) by the usual transformation $x = r \sin \theta \sin \varphi$, $y = r \sin \theta \cos \varphi$, and $z = r \cos \theta$. In these spectral expansions we keep Chebyshev polynomials $T_n(\rho)$ with n up to some finite N_r , and spherical harmonics $Y_{\ell m}(\theta, \varphi)$ with ℓ up to some finite ℓ_{\max} . For each ℓ , we keep all $|m| \leq \ell$. The values of N_r and ℓ_{\max} determine our radial and angular resolution, and we vary these in order to perform convergence tests. Spatial derivatives are evaluated analytically using the known derivatives of the basis functions:

$$\partial_i u_N^\alpha(\mathbf{x}, t) = \sum_{k=0}^{N-1} \tilde{u}_k^\alpha(t) \partial_i \phi_k(\mathbf{x}). \quad (86)$$

Associated with the basis functions is a set of N_c collocation points \mathbf{x}_i . Given spectral coefficients $\tilde{u}_k^\alpha(t)$, the function values at the collocation points $u^\alpha(\mathbf{x}_i, t)$ are computed using Eq. (84). Conversely, the spectral coefficients are obtained by the inverse transform

$$\tilde{u}_k^\alpha(t) = \sum_{i=0}^{N_c-1} w_i u_N^\alpha(\mathbf{x}_i, t) \phi_k(\mathbf{x}_i), \quad (87)$$

where w_i are weights specific to the choice of basis functions and collocation points. Thus it is straightforward to transform between the spectral coefficients $\tilde{u}_k^\alpha(t)$ and the function values at the collocation points $u_N^\alpha(\mathbf{x}_i, t)$. The partial differential equation, Eq. (83), is now rewritten using Eqs. (84)–(87) as a set of *ordinary* differential equations for the function values at the collocation points,

$$\partial_t u_N^\alpha(\mathbf{x}_i, t) = \mathcal{G}_i^\alpha[u_N(\mathbf{x}_j, t)], \quad (88)$$

where \mathcal{G}_i^α depends on $u_N^\alpha(\mathbf{x}_j, t)$ for all j . We integrate this system of ordinary differential equations, Eq. (88), in time using a fourth-order Runge-Kutta algorithm. Boundary conditions are incorporated into the right side of Eq. (88) using the technique of Bjørhus [33]. For the evolutions reported here the time step is typically chosen to be about 1.5 times the distance between the closest collocation points in order that the Courant-Friedrichs-Lewy stability limit remains satisfied.

We use no filtering on the radial basis functions, but apply a rather complicated filtering rule for the angular functions. When evaluating the right side of Eq. (88), we set to zero the coefficients of the terms with $\ell \geq \ell_{\max} - 3$ in the tensor spherical-harmonic expansions of the dynamical-field components (*i.e.* the g_{ij} , K_{ij} , and D_{kij} components) of this equation. This filtering method eliminates a certain type of angular instability that arises because differentiation mixes the various spherical-harmonic indices in the spectral expansions of the Cartesian components of tensors.

B. Multiple Subdomains

Under many circumstances it is advantageous to divide the computational domain into multiple subdomains. This subdivision allows faster calculations by spreading the computational load over multiple processors. It also allows the use of different spectral resolutions in different parts of the computational domain, thus making it possible to concentrate computational resources in areas where they are most needed. We use the spectral collocation method described in Sec. VII A for each computational subdomain. An additional complication with multiple subdomains is that only some of the subdomain boundaries are external, while some are just internal boundaries that separate subdomains. Appropriate boundary conditions must nevertheless be specified on each boundary of each subdomain. For the computations described here we impose conditions on each subdomain boundary using the Bjørhus [33] method, in which $d_t u^{\hat{\alpha}}$ [see Eq. (49)] is specified for each ingoing characteristic field (*i.e.*, for each $\hat{\alpha}$ with $v_{(\hat{\alpha})} < 0$). Non-ingoing fields do not need and are not given boundary conditions. For external boundaries (those without neighboring subdomains) the incoming $d_t u^{\hat{\alpha}}$ are computed according to some externally imposed boundary condition, for example our new constraint-preserving or physical boundary

conditions. For internal boundaries, the values of all incoming $d_t u^{\hat{\alpha}}$ are simply copied from the corresponding outgoing $d_t u^{\hat{\alpha}}$ in the neighboring subdomain. At a black-hole excision boundary $v_{(\hat{\alpha})} > 0$ for all $\hat{\alpha}$, so no boundary condition is required there on any of the dynamical fields.

For the simulations described here, we subdivide our computational domain into a set of concentric spherical-shell subdomains. We choose the constants N_r and ℓ_{\max} (that specify the spectral resolution of each subdomain) to have the same values in all the subdomains; this makes it easier to achieve load balancing when multiple processors are used. We concentrate the numerical resolution where it is needed in our solutions by allowing spherical shells with varying thickness: for fixed radial resolution N_r , thin shells achieve higher resolution than thick shells.

C. Residual Evaluators

We use three different computational diagnostics to help us evaluate the accuracy and stability of the numerical simulations described in Sec. VIII. The first and simplest diagnostic just measures the difference between a numerical solution and the exact solution of the equations. This is possible whenever the exact solution to the problem is known, as in our evolutions of unperturbed black-hole spacetimes. We measure the deviation of the numerical solution from the exact solution quantitatively by evaluating the energy norm of the difference between the two solutions:

$$(\delta E)^2 = \int S_{\alpha\beta}(u^\alpha - u_0^\alpha)(u^\beta - u_0^\beta)\sqrt{g}d^3x. \quad (89)$$

Here u^α denotes the numerical solution, u_0^α the exact solution, and $S_{\alpha\beta}$ the symmetrizer matrix of the hyperbolic evolution system. The symmetrizer $S_{\alpha\beta}$ is a positive definite matrix on the space of dynamical fields, which is derived for the KST evolution system studied here in Refs. [32, 40]. (We evaluate $S_{\alpha\beta}$ using the exact solution u_0^α .) The energy δE is not dimensionless, and consequently it is not clear how to interpret whether a given value means that the solution is a good approximation of the exact solution or not. Therefore we normalize by dividing by the total energy of the exact solution:

$$E_0^2 = \int S_{\alpha\beta}u_0^\alpha u_0^\beta \sqrt{g}d^3x. \quad (90)$$

The ratio $\delta E/E_0$ is therefore a good dimensionless measure of the accuracy of our numerical solution. When this ratio becomes of order unity, the numerical solution bears little resemblance to the exact solution.

A second, more general, method of measuring the accuracy and stability of our numerical solutions is to monitor the magnitudes of the constraints, $c^A = \{\mathcal{C}, \mathcal{C}_i, \mathcal{C}_{kij}, \mathcal{C}_{klij}\}$. When the constraints vanish, the solutions to our first order evolution system, Eqs. (1)–(3), are guaranteed to be solutions of the original Einstein equations as well. Thus, to measure how well our numerical

solutions solve the original Einstein system we construct the following measure of the constraints:

$$\|\mathcal{C}\|^2 = \int (\mathcal{C}^2 + \mathcal{C}_i \mathcal{C}^i + \mathcal{C}_{kij} \mathcal{C}^{kij} + \mathcal{C}_{kl ij} \mathcal{C}^{kl ij}) \sqrt{g} d^3x. \quad (91)$$

The constraints consist of various derivatives of the dynamical fields u^α . Therefore we can construct a meaningful dimensionless measure of the constraints by normalizing $\|\mathcal{C}\|$ by dividing by a measure of these derivatives:

$$\|\partial u\|^2 = \int \sum_\alpha g^{ij} \partial_i u^\alpha \partial_j u^\alpha \sqrt{g} d^3x. \quad (92)$$

We evaluate the quantities that appear in Eq. (92) (*i.e.*, the tensor components of u^α and the partial derivatives) in the global Cartesian-like coordinate system used in our code. The ratio $\|\mathcal{C}\|/\|\partial u\|$ is therefore a dimensionless measure of the degree to which our numerical solutions satisfy the original Einstein system. When this quantity becomes of order unity the constraint violations dominate and our numerical solutions no longer accurately represent solutions to the original Einstein equations.

At the analytical level, the vanishing of $\|\mathcal{C}\|$ is enough to ensure that the solutions to our first-order evolution system also represent solutions to the original second-order Einstein equations. At the numerical level, however, there remains a (small we think) possibility that our solutions to the discrete first-order evolution system manage to keep $\|\mathcal{C}\|$ small while somehow failing to satisfy the original second-order Einstein system. In order to detect whether this has occurred, we construct a third independent measure of the degree to which our numerical solutions satisfy the original system. Following the ideas of Choptuik [43], we use our numerical solution for u^α to reconstruct the four-dimensional metric:

$$\begin{aligned} ds^2 &= g_{\mu\nu} dx^\mu dx^\nu \\ &= -N^2 dt^2 + g_{ij} (dx^i + N^i dt)(dx^j + N^j dt). \end{aligned} \quad (93)$$

[Letters from the latter part of the Greek alphabet (μ , ν , etc.) denote four-dimensional spacetime indices in our Cartesian-like coordinate system.] We evaluate the components of $g_{\mu\nu}$ on the actual time slices used in our evolution code, and then evaluate the time derivatives $\partial_t g_{\mu\nu}$ and $\partial_t^2 g_{\mu\nu}$ using standard centered finite-difference expressions for these quantities with seven-point stencils. Given these time derivatives on a certain time slice, we then evaluate the complete set of first and second derivatives, $\partial_\sigma g_{\mu\nu}$ and $\partial_\sigma \partial_\tau g_{\mu\nu}$, by computing the spatial derivatives using the spectral methods described in Sec. VII A. Finally, we combine these first and second derivatives to determine the four-dimensional Ricci tensor:

$$\begin{aligned} R_{\mu\nu} &= -\frac{1}{2} g^{\sigma\tau} (\partial_\sigma \partial_\tau g_{\mu\nu} + \partial_\mu \partial_\nu g_{\sigma\tau} - 2\partial_\sigma \partial_{(\mu} g_{\nu)\tau}) \\ &\quad + \frac{1}{4} g^{\sigma\tau} g^{\omega\rho} \left[\partial_\mu g_{\sigma\omega} \partial_\nu g_{\tau\rho} + 4\partial_\sigma g_{\mu\omega} \partial_{[\tau} g_{\rho]\nu} \right. \\ &\quad \left. - (\partial_\omega g_{\mu\nu} - 2\partial_{(\mu} g_{\nu)\omega}) (\partial_\rho g_{\sigma\tau} - 2\partial_\sigma g_{\tau\rho}) \right]. \end{aligned} \quad (94)$$

The Ricci tensor should vanish for any solution of the vacuum Einstein equations, so this quantity gives us an independent way to measure how well our numerical solution solves the original second-order Einstein equations.

The expression for the Ricci tensor, Eq. (94), has thirteen terms (each of which contains contractions): four terms proportional to $\partial_\sigma \partial_\tau g_{\mu\nu}$, and nine terms proportional to $\partial_\sigma g_{\mu\nu}$ (when symmetrizations and antisymmetrizations are expanded out). We construct a positive definite quantity, $R_{\mu\nu}^{\text{RMS}}$, to which the size of $R_{\mu\nu}$ can be compared, by taking the square root of the sum of the squares of these thirteen terms (for each μ and ν). We then construct norms of these quantities by integrating them over our spacelike slices:

$$\|R\|^2 = \int \sum_{\mu \leq \nu} (R_{\mu\nu})^2 \sqrt{g} d^3x, \quad (95)$$

$$\|R^{\text{RMS}}\|^2 = \int \sum_{\mu \leq \nu} (R_{\mu\nu}^{\text{RMS}})^2 \sqrt{g} d^3x. \quad (96)$$

We note that the $R_{\mu\nu}^{\text{RMS}}$ and $R_{\mu\nu}$ used to compute these norms are the quasi-Cartesian components of these quantities used in our code. We use the ratio $\|R\|/\|R^{\text{RMS}}\|$ as our third independent measure of the degree to which our numerical solutions satisfy the original Einstein equations. When both $\|R\|/\|R^{\text{RMS}}\|$ and $\|\mathcal{C}\|/\|\partial u\|$ are small, we have considerable confidence in the accuracy of our solutions even in cases where the exact solution is not known.

VIII. NUMERICAL EVOLUTIONS

We have studied the efficacy of the boundary conditions proposed in Secs. IV–VI by performing evolutions of various single black-hole spacetimes. These simulations evolve either unperturbed Schwarzschild black holes in Kerr-Schild coordinates,

$$ds^2 = -dt^2 + \frac{2M}{r} (dt + dr)^2 + dr^2 + r^2 d\Omega^2, \quad (97)$$

or fully dynamical black holes that are small perturbations of the Schwarzschild spacetime (but we solve the full nonlinear equations in our code). We express all lengths and times associated with these simulations in units of the bare black-hole mass M , even for the perturbed solutions in which the ADM mass exceeds M . The computational domains for these evolutions consist of one or more concentric spherical shells that cover the space from $r_{\text{min}} = 1.9M$ (just inside the black-hole event horizon) to some maximum value r_{max} . We have run evolutions using several different r_{max} in the range $6.9M \leq r_{\text{max}} \leq 41.9M$.

The initial data for these evolutions are prepared by applying an odd-parity outgoing quadrupole-wave perturbation with amplitude 4×10^{-3} to the Kerr-Schild spatial metric and its time derivative. This outgoing

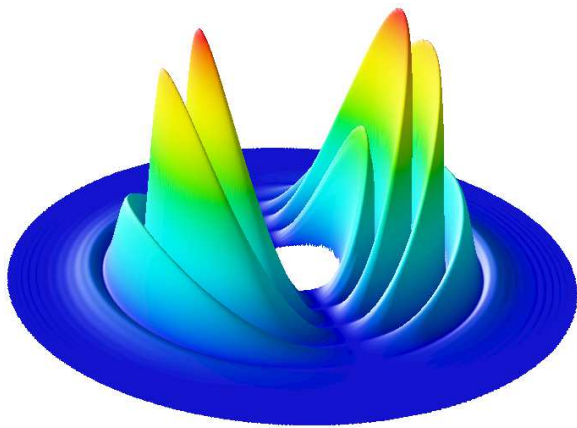


FIG. 1: Initial data for the perturbed black-hole evolutions. Shown is the Newman-Penrose component of the Weyl tensor $|\Psi_4|$, which measures the outgoing gravitational wave flux.

wave pulse is constructed by Teukolsky’s method [44] with the generating function $G(r)$ that determines the radial profile of the wave: $G(r) = Ae^{-(r-r_0)^2/w^2}$, where $A = 4 \times 10^{-3}$, $r_0 = 5M$ and $w = 1.5M$. Then we solve numerically the full non-linear conformal “thin-sandwich” form of the initial value equations to obtain constraint-satisfying perturbed black-hole initial data (see Pfeifer, *et al.* [45]). In the resulting initial data set, the ADM energy exceeds the apparent horizon mass by about $10^{-5}M$. Figure 1 illustrates the initial data for these perturbed black-hole evolutions. The quantity shown in Fig. 1 is a measure of the outgoing gravitational wave flux, $\sqrt{U_{ij}^{8+} U_{kl}^{8+} g^{ik} g^{jl}}/2$, defined in Eq. (74). This quantity is equivalent to the Newman-Penrose component of the Weyl tensor $|\Psi_4|$. The outer radius of the computational domain for the initial data shown in Fig. 1 is $r_{\max} = 11.9M$.

For simplicity we use fixed gauge evolutions: the lapse density Q and the shift N^i are set to their initial Kerr-Schild values, Eq. (97), for all times. For the perturbed initial data, we also set Q and N^i to the unperturbed analytical Kerr-Schild values, ignoring the solutions for these fields given by the conformal “thin-sandwich” initial value equations. Although more sophisticated gauge conditions should result in better long-term evolutions, these simple fixed-gauge conditions are adequate for the tests of the new constraint preserving boundary conditions, which are of primary interest here.

The KST evolution system has a number of freely specifiable parameters. We set the KST parameters to the values $\gamma_0 = 0.5$, $\gamma_1 = -12$, $\gamma_2 = -1$, $\gamma_3 = 0.16$, and $\gamma_4 = -0.96$ for all the evolutions discussed here. This choice of parameters is one of the special cases that leave the parameter q of Eq. (A14) ill-defined. In this case the choice of q is arbitrary, and we set $q = 1$ in all of the evolutions discussed here (since this yields better performance than $q = 0$). For these parameter

choices, both the fundamental evolution equations and the constraint evolution system are symmetric hyperbolic, and all characteristic speeds (relative to hypersurface orthogonal observers) are either 0 or ± 1 ; in particular, $v_1^2 = v_2^2 = v_3^2 = 1$. The values of the KST parameters used here are the same as those used in previous studies [40, 41]. However, the current evolution equations are rather different from those used in Refs. [40, 41], in which the evolution equations were modified by a kinematical change of variables and by the addition of terms proportional to the constraint C_{kij} . Here we perform no such modification; that is, the kinematical parameters defined in Refs. [29, 40, 41] are chosen here to have the values $\hat{k} = 1$, $\hat{z} = \hat{a} = \hat{b} = \hat{c} = \hat{d} = \hat{e} = 0$. The values of the KST parameters in Refs. [40, 41] were chosen to minimize the growth rate of the constraints for evolutions of a single black hole in Painlevé-Gullstrand coordinates. Because we use a rather different set of evolution equations, and because we evolve black holes in Kerr-Schild coordinates, we do not expect that these parameter values are optimal for our current evolutions.

A. Unperturbed Black Holes

In this subsection we describe three numerical tests involving 3D evolutions of unperturbed Schwarzschild black holes. These evolutions use the Schwarzschild spatial metric and extrinsic curvature in Kerr-Schild coordinates, Eq. (97), as initial data. The first and second tests explore the evolutions of these black holes using simple “freezing” boundary conditions. Freezing boundary conditions set the time derivatives of each of the incoming characteristic fields to zero at the boundaries, *i.e.*,

$$d_t u^{\hat{\alpha}} = 0, \quad (98)$$

for all $\hat{\alpha}$ with $v_{(\hat{\alpha})} < 0$ [where $d_t u^{\hat{\alpha}}$ is defined in Eq. (49)]. These boundary conditions are known to make the evolution equations mathematically well-posed, but they are also known to do a poor job of preventing the influx of constraint violations into the computational domain for fully dynamical time-dependent solutions [1, 12]. Freezing boundary conditions, however, have been used rather successfully for time independent solutions such as the unperturbed black-hole spacetimes considered in this subsection [40, 41].

Our first test evolves an unperturbed Schwarzschild black hole on a computational domain extending from $r_{\min} = 1.9M$ to $r_{\max} = 41.9M$. This domain is subdivided into eight subdomains, each of width $5M$, each using the same angular resolution $\ell_{\max} = 21$, and each having the same radial resolution $N_r = 17, 21$ or 26 . This angular resolution is much higher than necessary to resolve this spherically symmetric spacetime, but we wanted to verify the stability of our code even for large values of ℓ_{\max} . Figure 2 shows two measures of the errors in these evolutions: $\|C\|/\|\partial u\|$ and $\delta E/E_0$. These results show that our error measures converge toward zero as we

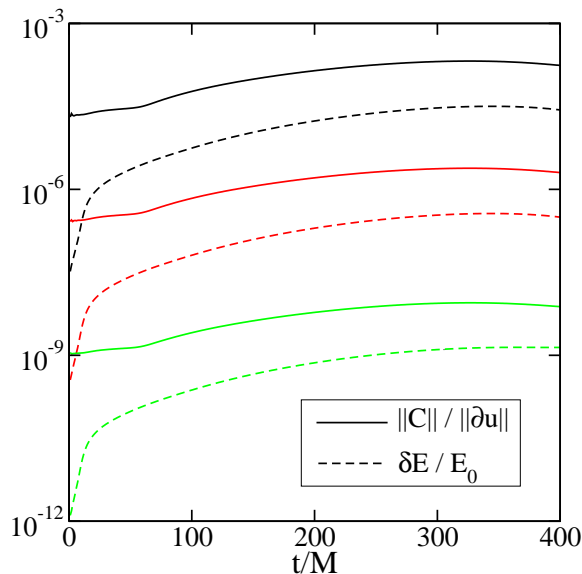


FIG. 2: Constraint violations and energy norms for unperturbed black-hole evolutions using freezing boundary conditions. The outer boundary is at $r_{\max} = 41.9M$; and three different radial resolutions, $N_r = 17, 21$, and 26 , show numerical convergence.

increase the radial resolution N_r . These results also show that our computational methods are capable of evolving unperturbed black-hole solutions for hundreds (if not thousands) of M , which is consistent with previous results using a similar evolution system [40, 41].

As a second test, we explore the effects of changing the location of the outer boundary of the computational domain, r_{\max} , for these unperturbed black-hole evolutions with freezing boundary conditions. Figure 3 shows the constraint violations $\|\mathcal{C}\|/\|\partial u\|$ and the energy norms $\delta E/E_0$ for evolutions using several different outer radii: $r_{\max} = 6.9M, 11.9M, 16.9M$, and $41.9M$. All of these evolutions use the same $\ell_{\max} = 21$, and $N_r = 26$ in each subdomain. Each computational subdomain has width $5M$, so the number of subdomains is adjusted to achieve the desired r_{\max} . Figure 3 shows that these evolutions have an instability that causes $\|\mathcal{C}\|/\|\partial u\|$ and $\delta E/E_0$ to grow exponentially. This instability becomes weaker as r_{\max} increases; we find (by measuring the growth rate for $r_{\max} = 6.9M, 11.9M, 16.9M, 21.9M$, and $31.9M$) that the growth rate is $M/\tau \approx e^{-r_{\max}/13M}$. So this appears to be a constraint-violating instability that is influenced by the location of the outer boundary of the computational domain. Figure 4 demonstrates for the $r_{\max} = 11.9M$ case that these unstable evolutions are numerically convergent, by showing that $\|\mathcal{C}\|/\|\partial u\|$ and $\delta E/E_0$ approach an exponentially growing solution as N_r increases. Figure 4 also shows that the growth rate of the instability is the same for all values of N_r in this $r_{\max} = 11.9M$ case. (Numerical convergence and independence of the growth rate with N_r is also observed for the other values of r_{\max}

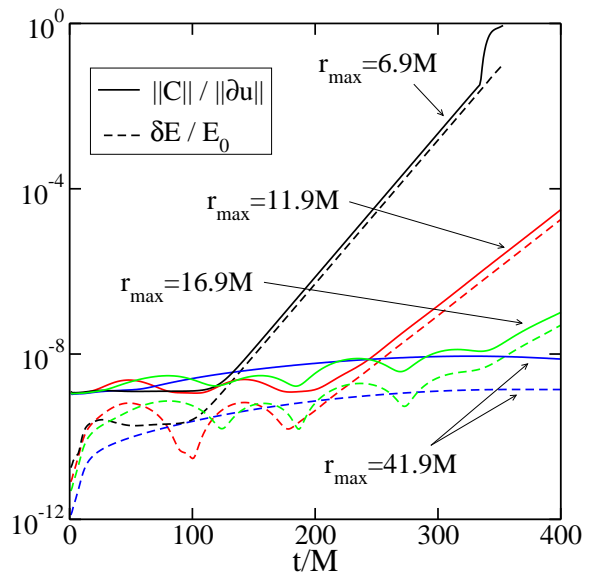


FIG. 3: Constraint violations and energy norms for unperturbed black-hole evolutions with a range of outer boundary radii, $r_{\max} = 6.9M, 11.9M, 16.9M, 41.9M$. These runs all use $N_r = 26$ in each subdomain, but use different numbers of subdomains to achieve different r_{\max} . They all use freezing boundary conditions, and $\ell_{\max} = 21$.

that we tested.) We have also verified that the growth rate of this instability does not depend on the angular resolution ℓ_{\max} for $7 \leq \ell_{\max} \leq 21$. These checks suggest that this constraint violating instability is a solution of the continuum differential equations, and is not primarily an artifact of the discrete numerical representation of the equations used here.

For the third numerical test we use our new boundary conditions to evolve the same unperturbed black-hole initial data on the same computational domains used in the first two tests. These new boundary conditions include the new constraint preserving boundary conditions, Eqs. (52)–(59) with $\mu_5 = 0.75$ and $\mu_6 = -0.5$, the new physical boundary condition, Eq. (78), and the new gauge boundary conditions, Eqs. (80) and (82). Figure 5 depicts $\|\mathcal{C}\|/\|\partial u\|$ and $\delta E/E_0$ for evolutions of the unperturbed black-hole initial data on a computational domain with $r_{\max} = 41.9M$. (Except for boundary conditions, the evolutions in Fig. 5 are identical to those of Fig. 2.) The evolutions of Fig. 5 show that both the constraints and the energy norms of these solutions decrease toward zero as N_r increases.

At late times, the highest resolution curve plotted in Fig. 5 shows the beginning of an exponentially-growing mode. We call this a gauge mode, because $\delta E/E_0$ begins to grow in these solutions without a corresponding growth in the constraints $\|\mathcal{C}\|/\|\partial u\|$. This gauge mode grows more rapidly if we move the outer boundary inward, as can be seen in Fig. 6, which shows the analogous evolutions with outer boundary at $r_{\max} = 11.9M$. The

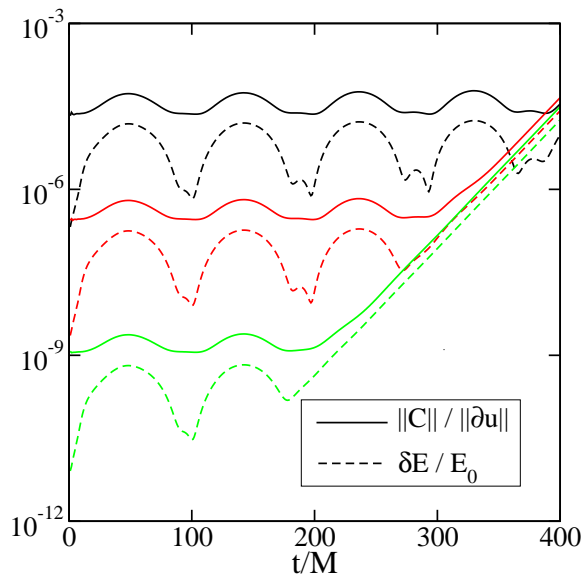


FIG. 4: Constraint violations and energy norms for an unperturbed black-hole evolution using freezing boundary conditions. The outer boundary is at $r_{\max} = 11.9M$; and three different radial resolutions, $N_r = 17, 21,$ and 26 , show numerical convergence to an exponentially growing solution.

constraints remain roughly constant in the evolutions of Fig. 6 for a considerable amount of time after $\delta E/E_0$ begins to grow rapidly. Comparing the results of Fig. 4 with those of Fig. 6, we see that our constraint-preserving boundary conditions do improve the constraint violations in these evolutions, but only slightly. However, this improvement comes at the expense of introducing a new gauge-mode instability. At very late times we see that the highest resolution evolution also shows signs of a constraint violating instability, although it grows more slowly than the gauge mode. The growth rate of the constraints seen in the highest resolution evolution of Fig. 6 is the same as the growth rate of the instability seen in Fig. 4, to within about 5%. This suggests that both of these constraint violating instabilities might be caused primarily by bulk rather than boundary constraint violations.

The gauge-mode instability seen in Figs. 5 and 6 is dominated by its $\ell = 3$ spherical harmonic component. Recall that we impose the gauge-fixing boundary condition, Eq. (82), by filtering out everything but the $\ell \leq 2$ components of $d_t U^{1-}$. If we change this filtering to impose Eq. (82) on only the $\ell \leq 1$ components of $d_t U^{1-}$, the gauge-mode instability is dominated by its $\ell = 2$ spherical harmonic component, and grows more rapidly than in Figs. 5 and 6. Thus the gauge boundary condition, Eq. (82), does improve the stability of the gauge mode at least to some degree. However, if we impose Eq. (82) without any filtering, the instability grows much faster than the rate seen in Figs. 5 and 6; and this growth rate increases as ℓ_{\max} increases, so the evolution becomes

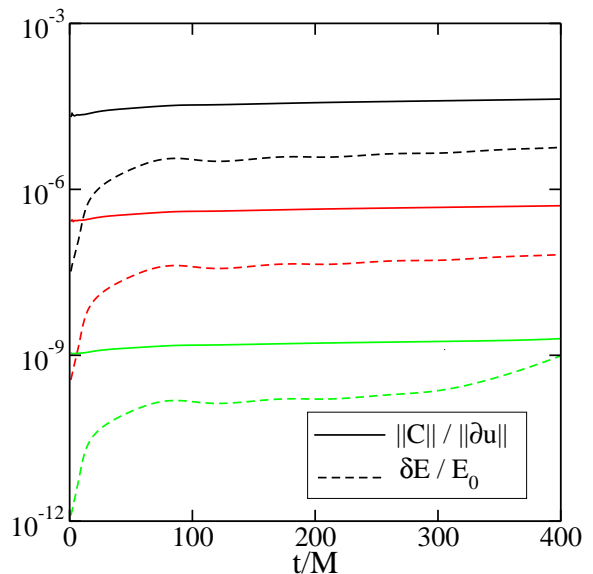


FIG. 5: Constraint violations and energy norms for unperturbed black-hole evolutions using our new boundary conditions. The outer boundary is at $r_{\max} = 41.9M$; and three different radial resolutions, $N_r = 17, 21,$ and 26 , show numerical convergence.

non-convergent. Recall that we use the simplest possible gauge conditions: we set the lapse density Q and the shift N^i to their analytic values throughout the evolution. A more sophisticated treatment of gauge conditions (not just at the boundaries, but throughout the volume) is probably needed to control these unstable gauge modes.

B. Perturbed Black Holes

In this subsection we describe 3D numerical evolutions of perturbed black-hole spacetimes. The initial data for these evolutions are discussed at the beginning of Sec. VIII. We evolve these initial data using the same non-linear equations and evolution methods used in Sec. VIII A for the unperturbed cases. These perturbed black-hole initial data include a short-wavelength gravitational-wave packet, so more radial collocation points are required to achieve an accuracy comparable to that of the unperturbed black-hole cases.

Figure 7 shows the constraint error $\|C\|/\|\partial u\|$ for evolutions of these perturbed black-hole initial data. These simulations are performed on a computational domain with four concentric subdomains, each of width $5M$ and $\ell_{\max} = 11$, and with outer boundary at $r_{\max} = 21.9$. The dashed curve in Fig. 7 shows the results of using the simple freezing boundary conditions, Eq. (98): a large constraint violation is generated at $t \approx 20M$ when the wave pulse passes through the outer boundary of the computational domain. The size of this constraint violation is comparable to the amplitude of the wave, and does

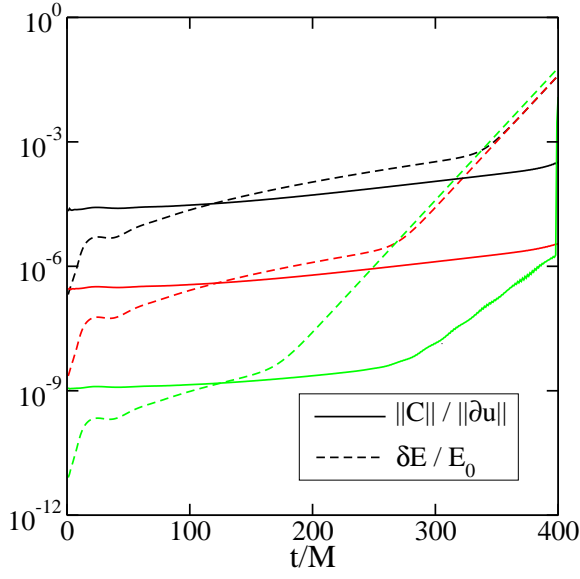


FIG. 6: Constraint violations and energy norms for an unperturbed black-hole evolution using our new boundary conditions. The outer boundary is at $r_{\max} = 11.9M$; and three different radial resolutions, $N_r = 17, 21$, and 26 , show numerical convergence to an exponentially growing solution.

not converge away with increased resolution. Only the highest radial resolution is shown, because the lower resolution curves are almost identical. Therefore, these simulations with freezing boundary conditions fail and can not be used to model the physical gravitational waves in these solutions after the time $t \approx 20M$ with any accuracy.

Also plotted in Fig. 7 are evolutions of the same perturbed black-hole initial data on the same computational domain, but now using our new boundary conditions: the new constraint preserving boundary conditions, Eqs. (52)–(59) with $\mu_5 = 0.75$ and $\mu_6 = -0.5$, the new physical boundary condition, Eq. (78), and the new gauge boundary conditions, Eqs. (80) and (82). In these cases the constraint violation generated as the wave passes through the outer boundary converges away with increasing radial resolution. The constraint violation is eight orders of magnitude smaller than with freezing boundary conditions in the highest resolution case. Figure 8 shows an independent measure of how well these numerical evolutions satisfy the original Einstein equations by plotting the average value of the four-dimensional Ricci tensor $\|R\|/\|R^{\text{RMS}}\|$ [see Eq. (95)] for the same simulations shown in Fig. 7. Figure 8 confirms the results seen in Fig. 7: the Einstein equations are violated when the wave hits the boundary with freezing boundary conditions, while the new boundary conditions are quite effective in reducing this violation by many orders of magnitude.

Two interesting features are seen in the evolutions in Figs. 7 and 8 which use the new boundary conditions:

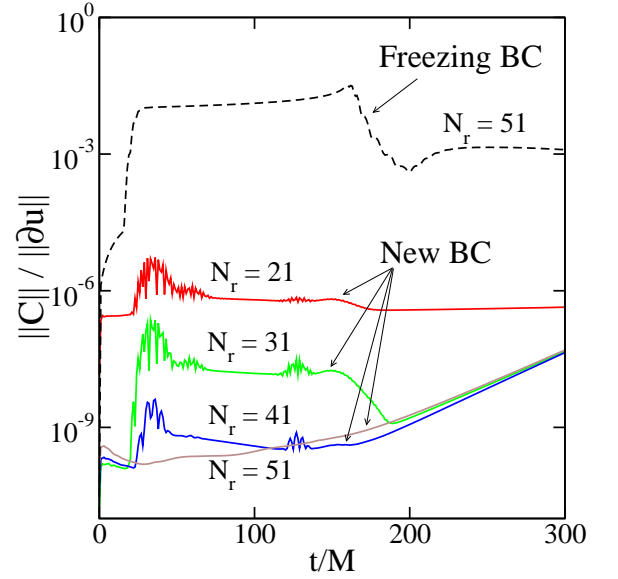


FIG. 7: Constraint violations for evolutions of perturbed black holes using freezing (dashed curve) and our new boundary conditions (solid curves). Radial resolutions $N_r = 21, 31, 41$, and 51 are shown for the new boundary conditions, while only $N_r = 51$ is shown for the freezing case. The outer boundary is at $r_{\max} = 21.9$.

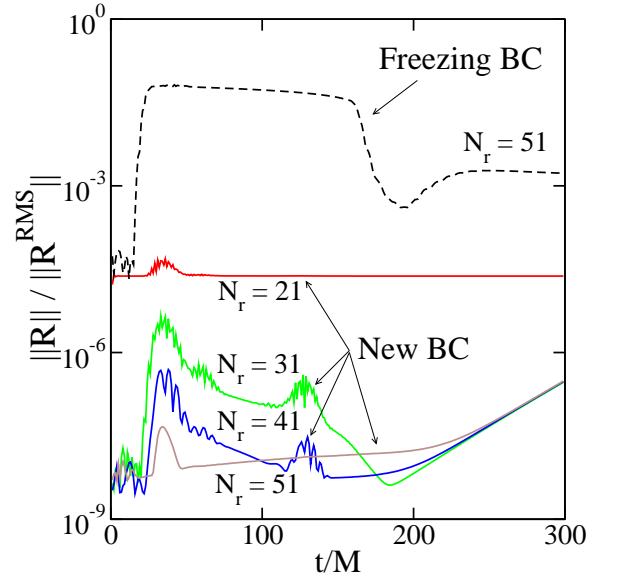


FIG. 8: Four-dimensional Ricci-tensor residual of Eq. (95) for the perturbed black-hole evolutions shown in Fig. 7.

first, there is an unstable exponential growth in the highest resolution runs starting at about $t \approx 200M$, and second, there is some complicated structure starting at about $t \approx 20M$ which is reduced and finally vanishes at the highest radial resolution. Consider first the unstable exponential growth. Figure 9 shows this exponential

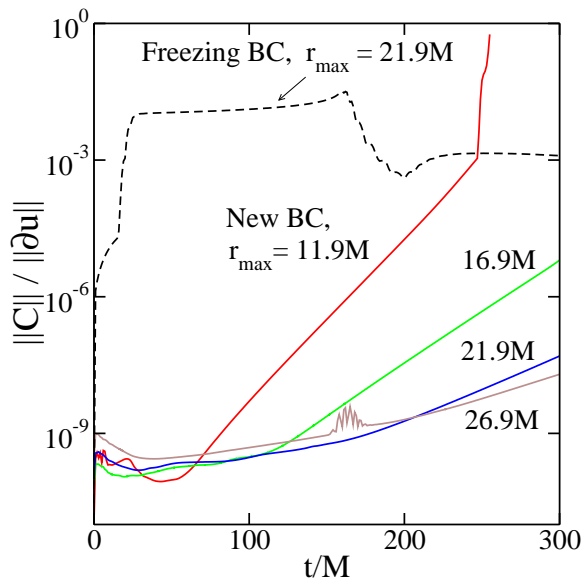


FIG. 9: Constraint violations in evolutions of a perturbed black hole. The dashed curve corresponds to freezing boundary conditions, and the solid curves correspond to the new boundary conditions for different r_{\max} .

growth more clearly by displaying the constraint violations for a range r_{\max} . The simulations in Fig. 9 have $N_r = 51$ and $\ell_{\max} = 11$ in each subdomain, while r_{\max} is varied by adjusting the number of subdomains. However, in order to resolve the small incoming waves reflected off the outer boundary, we need higher resolution near the outer boundary. The subdomains are made narrower therefore for larger r , as described below. Figure 9 shows that the exponential growth rate of this constraint violating instability decreases as r_{\max} increases. The growth rate of this constraint-violating instability is about 1.7 times larger than the growth rate seen in the unperturbed black-hole evolutions of Fig. 3, for each r_{\max} . The similarity in size and dependence on the location of the outer boundary suggests that the instabilities in Figs. 3 and 9 may have the same basic cause. If so then this cause is probably bulk generated constraint violations, since the evolutions in Fig. 9 use constraint preserving boundary conditions.

The second interesting feature seen in Figs. 7 and 8 is the complicated structure of the curves starting at about $t \approx 20M$, when the gravitational wave passes through the outer boundary. This structure seems to be caused by the (very weak) reflection of the gravitational wave pulse back into very short wavelength ingoing waves. Consider an outgoing wave with coordinate velocity near one (the speed of light) as it approaches the outer boundary. Since the non-linear evolution equations and our boundary conditions couple the various characteristic fields, this wave will be mixed with and partially reflected as an ingoing wave which propagates at the much smaller shift speed $N^i n_i \ll 1$, even in the continuum limit. If the original

outgoing wave has wavelength λ , then the reflected incoming wave that propagates at the shift speed will have the much smaller wavelength $\lambda N^i n_i \ll \lambda$. As the outer boundary radius is increased, the amplitude of these reflected waves is decreased. But their wavelength also decreases (because the shift N^i decreases as r increases) and therefore these reflected waves become more difficult to resolve numerically for larger r_{\max} .

One approach is to ignore these very small amplitude non-physical reflected waves and not even attempt to resolve them. However, these reflected waves contribute (slightly) to the constraint quantities, so leaving them unresolved would introduce constraint violations that are roughly the size of the reflected waves. If this constraint violation is smaller than numerical truncation error in the remainder of the domain, then no harm is done by ignoring the reflected waves. However, for the pseudospectral simulations presented here, the truncation error is so small elsewhere that the contributions of the reflected waves can dominate, obscuring our convergence tests. Therefore, we choose to resolve the reflected waves in the tests presented here.

Another approach would be to attempt to eliminate the problem completely by making a smarter choice for the shift N^i . The radial component of the shift could be made to approach a constant value rather than falling to zero as r increases. This would limit the amount of blue-shift the reflected waves could experience. Alternatively the radial component of the shift could be made to pass through zero and switch sign [18], thus eliminating the shift-speed incoming waves completely. These changes would either limit or entirely eliminate the problem, but possibly at the expense of introducing other gauge-related difficulties. Since the choice of gauge is not the main subject of this paper, we decided to deal with the reflected-wave problem here by increasing the resolution in the subdomains near the outer boundary. For instance, the $r_{\max} = 26.9M$ curve in Fig. 9 was produced using eight subdomains with boundaries at $r = 1.9M, 6.9M, 11.9M, 16.9M, 19.4M, 21.9M, 23.567M, 25.233M, \text{ and } 26.9M$, each using $N_r = 51$ collocation points.

C. Angular Instability

In addition to the constraint violating instability and the gauge mode instability discussed in Secs. VIII A and VIII B, there are also signs of a very weak instability that primarily affects the highest angular modes of the evolved fields. This angular instability has a growth rate that increases with increasing ℓ_{\max} , and so this instability appears to be non-convergent. This instability is not evident in any of the figures shown so far, and is negligible on the time scales of interest here except for simulations using very large ℓ_{\max} and very small r_{\max} . In order to see this instability clearly, we look at a quantity that is linear in the dynamical fields and vanishes unless

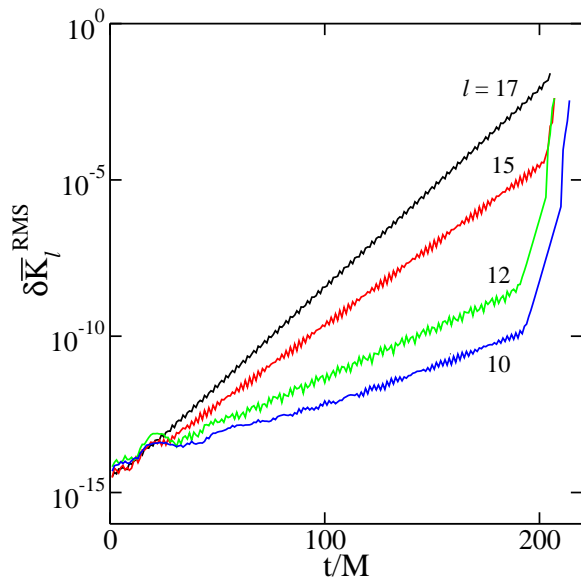


FIG. 10: Highest unfiltered components of $\delta \bar{K}_\ell^{\text{RMS}}$, defined in Eq. (101), for evolutions of unperturbed black holes. These evolutions use a single subdomain with $N_r = 26$ and $r_{\text{max}} = 6.9M$.

the instability is present. To this end we define

$$\delta \bar{K} \equiv \bar{g}^{ij} (K_{ij} - \bar{K}_{ij}), \quad (99)$$

where \bar{g}^{ij} and \bar{K}_{ij} are exact solutions for the three-metric and extrinsic curvature, and K_{ij} is the numerical extrinsic curvature from our simulations. To see the angular instability we project $\delta \bar{K}$ onto the spherical harmonic basis at each radial collocation point r_p ,

$$\delta \bar{K}_{p\ell m} = \int Y_{\ell m}(\theta, \varphi) \delta \bar{K}(r_p, \theta, \varphi) \sin \theta d\theta d\varphi, \quad (100)$$

and then average these over r_p and m by forming

$$(\delta \bar{K}_\ell^{\text{RMS}})^2 = N_r^{-1} (2\ell + 1)^{-1} \sum_{p, |m| \leq \ell} (\delta \bar{K}_{p\ell m})^2. \quad (101)$$

Figure 10 shows the highest unfiltered components of $\delta \bar{K}_\ell^{\text{RMS}}$ for evolutions of unperturbed black holes. These evolutions use our new boundary conditions, and are performed on a single computational subdomain with $N_r = 26$ and $r_{\text{max}} = 6.9M$. Each curve in Fig. 10 is generated from a run with a different ℓ_{max} , and the $\delta \bar{K}_\ell^{\text{RMS}}$ plotted is the one with $\ell = \ell_{\text{max}} - 4$, the largest ℓ that is untouched by our angular filtering procedure. Each ℓ component grows exponentially at a rate that increases with ℓ . (The extremely rapid growth in the $\ell = 10, 12$, and 15 components that occurs just before the simulation crashes is presumably due to nonlinear coupling that becomes important only when the gauge mode becomes large.) For all cases plotted in Fig. 10 except $\ell_{\text{max}} = 21$, the simulation crashes because of the (convergent) gauge

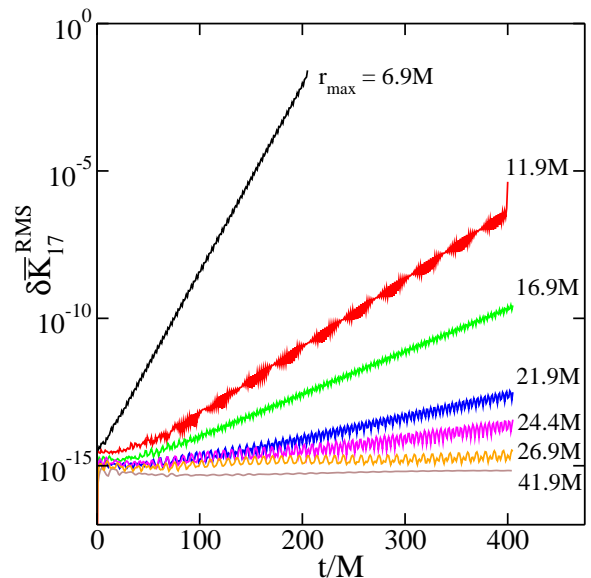


FIG. 11: $\delta \bar{K}_{17}^{\text{RMS}}$ for unperturbed black-hole evolutions on domains with different r_{max} . This quantity is evaluated on the outermost domain which has width $5M$, $N_r = 26$, and $\ell_{\text{max}} = 21$. These evolutions use our new boundary conditions.

mode instability described earlier. For these cases the angular instability is orders of magnitude smaller than the unstable gauge mode for the entire duration of the simulation. Only for $\ell_{\text{max}} = 21$ does the angular instability dominate before the end of the simulation.

We have explored the behavior of this angular instability in two ways. First we verified that the growth rate for a given ℓ -component of $\delta \bar{K}_\ell^{\text{RMS}}$ is independent of the ℓ_{max} used to compute it. We did this by comparing the curves in Fig. 10 with graphs of the same quantities computed from a single run with $\ell_{\text{max}} = 21$. The resulting plot looks almost identical to Fig. 10, except at very late times when the simulations begin to crash. And second, we explored the growth rates of the angular instability for fixed ℓ as a function of r_{max} . Figure 11 shows $\delta \bar{K}_{17}^{\text{RMS}}$ for runs with different r_{max} . We increased r_{max} in these runs by adding more subdomains of width $5M$, each having $N_r = 26$ and $\ell_{\text{max}} = 21$. Because the angular instability is largest near the outer boundary, we compute $\delta \bar{K}_{17}^{\text{RMS}}$ only in the outermost subdomains for these plots.

The curves in Fig. 11 show that the angular instability becomes weaker and weaker as we increase the size of the computational domain. To study this behavior quantitatively, we plot the exponential growth rates of $\delta \bar{K}_{17}^{\text{RMS}}$ as a function of r_{max} ; these are shown as circles in Fig. 12. The error bars in the inset correspond to the variation in slopes that we extract from data segments of different length, but these error bars are not shown in the main plot in Fig. 12 because they are the same size as the plot symbols. Rather than falling off gradually like $1/r_{\text{max}}$ as might have been expected, the growth rate in Fig. 12 appears to go to zero at a finite value of r_{max} . This finite

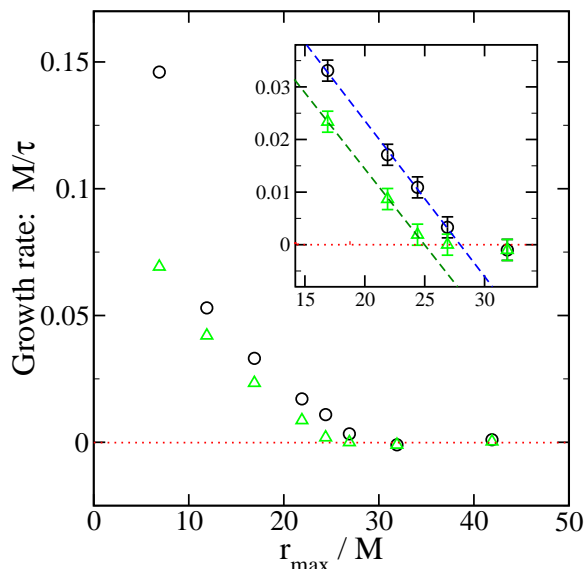


FIG. 12: Exponential growth rate of $\delta\bar{K}_{17}^{\text{RMS}}$ (circles) and $\delta\bar{K}_{12}^{\text{RMS}}$ (triangles) for different r_{max} in evolutions of unperturbed black holes with our new boundary conditions. The inset shows an enlargement with the best linear fits through the points $16.9M \leq r_{\text{max}} \leq 26.9M$.

value of r_{max} depends on ℓ ; to show this dependence, we also plot in Figure 12 the exponential growth rates of $\delta\bar{K}_{12}^{\text{RMS}}$ (shown as triangles in the plot) for the same runs. The best linear fits through the $\ell = 17$ and $\ell = 12$ growth rates have the same slope, but the growth rate of the $\ell = 12$ mode goes to zero at a smaller r_{max} . Figure 12 suggests that for a given ℓ_{max} there are no angular instabilities at all when r_{max} is sufficiently large. No angular instability has been detected in any of our runs with $\ell_{\text{max}} \leq 21$, $t \leq 300M$, and $r_{\text{max}} > 27M$. Our results also suggest that for a given r_{max} , an angular instability with arbitrarily large growth rate could be found by making ℓ_{max} sufficiently large.

We see no angular instability at all when we use freezing boundary conditions. Furthermore, the angular instability shown in Figs. 10–12 is present whether or not we use the physical boundary condition, Eq. (78), or the gauge boundary conditions, Eqs. (80) and (82). [Although as noted before, an angular instability dominates when Eq. (82) is imposed on all the spherical harmonic components of U^{1-} .] It is unclear whether this angular instability is due to our numerical method or whether the new constraint-preserving boundary conditions yield an ill-posed initial-boundary-value problem at the continuum level. We note however that for the resolutions and time-scales of interest here, this instability remains small and can be controlled quite effectively by modestly increasing the radius of the outer boundary. And the numerical evolutions, such as those in Figs. 7–9, produced by these methods do appear to be accurate solutions of the Einstein equations: both the constraints $\|C\|/\|\partial u\|$

and the four-dimensional Ricci tensor $\|R\|/\|R^{\text{RMS}}\|$ can be made arbitrarily small. Therefore from a practical point of view it may not matter whether these boundary conditions are formally well-posed, or that our computational methods contain a very mild non-convergent angular instability.

IX. DISCUSSION

This paper constructs new boundary conditions for the KST form of the Einstein evolution system that are designed to prevent the influx of constraint violations and physical gravitational waves into the computational domain. From a mathematical point of view, these boundary conditions are Neumann-like (in the sense that they place conditions on the normal derivatives of the incoming characteristic fields). Boundary conditions of this type have not been studied as comprehensively as the simpler “maximally-dissipative” boundary conditions (which are Dirichlet-like in that they place conditions on the values of incoming characteristic fields themselves). Rigorous mathematical well-posedness theorems do not yet exist for hyperbolic evolution systems with these Neumann-like boundary conditions. So additional mathematical analysis of these conditions is urgently needed to determine whether they are well-posed both at the continuum differential equation level and the discrete numerical level. Should this analysis reveal that these conditions are ill-posed, then alternate ways of preventing the influx of constraint violations and physical gravitational waves in these systems would be needed even more urgently.

Our numerical tests of these new constraint preserving and physical boundary conditions show them to be quite effective: constraint violations can be reduced to roundoff-level errors in dynamical black-hole evolutions. Nevertheless, several weak instabilities did appear in our numerical results, and additional work is needed to sort out exactly what their causes are and what methods can be used to control them. Are the constraint violating instabilities seen in the evolutions of Figs. 3 and 9 really caused by bulk constraint violating terms in the constraint evolution equations (as we surmise), and can optimal constraint projection methods such as those developed for the scalar field system [1] be used to control them? Can the gauge instabilities seen in Fig. 6 be controlled by the introduction of dynamical evolution equations for the lapse and shift? Are the non-convergent angular instabilities seen in Figs. 10 and 11 a symptom of ill-posedness of these boundary conditions at the continuum or the discrete numerical level? And what can be done to cure these problems?

Acknowledgments

We thank Olivier Sarbach, Saul Teukolsky, and Manuel Tiglio for helpful discussions concerning this work. Some of the computations for this project were performed with the Tungsten cluster at NCSA. This work was supported in part by NSF grants PHY-0099568, PHY-0244906 and NASA grants NAG5-10707, NAG5-12834 at Caltech, and NSF grants PHY-0312072, PHY-0354631 at Cornell. LTB was supported by a National Research Council Research Associateship Award at the Jet Propulsion Laboratory.

APPENDIX A: KST CHARACTERISTIC FIELDS

Explicit expressions are given here for the characteristic fields of the KST form of the Einstein evolution system. These characteristic fields consist of the collection $u^{\hat{\alpha}} = \{g_{ij}, Z^1, Z_i^2, Z_i^3, Z_i^4, Z_{ij}^5, Z_{kij}^6, U^{1\pm}, U_i^{2\pm}, U^{3\pm}, U_{ij}^{4\pm}\}$, and can be written in terms of the principal evolution fields, Eq. (7):

$$Z^1 = \gamma_3 n^i D_i^1 - 2(1 + \gamma_4) n^i D_i^2, \quad (\text{A1})$$

$$Z_i^2 = \gamma_4 P^j{}_i D_j^1 - (\gamma_3 + 2\gamma_4) P^j{}_i n^k n^l D_{jkl}, \quad (\text{A2})$$

$$Z_i^3 = 3P^j{}_i D_j^1 - 2P^j{}_i D_j^2 - 4P^j{}_i n^k n^l D_{jkl}, \quad (\text{A3})$$

$$Z_i^4 = +48v_2^2 n^l P^j{}_i n^k D_{ljk} + 2\gamma_4(5 - 9\gamma_2) P^j{}_i D_j^2 + 3(1 - 3\gamma_2 - 4\gamma_0)(4 - \gamma_3)(P^j{}_i D_j^1 + P^j{}_i n^k n^l D_{jkl}) - 2(6 + \gamma_4)(5 - 9\gamma_2) P^j{}_i n^k n^l D_{jkl}, \quad (\text{A4})$$

$$Z_{ij}^5 = (P^a{}_i P^b{}_j - \frac{1}{2} P_{ij} P^{ab}) n^k D_{abk}, \quad (\text{A5})$$

$$Z_{kij}^6 = P_{kij}^{cab} D_{cab}, \quad (\text{A6})$$

$$U^{1\pm} = \pm[1 + 2v_1^2 + (1 + 2\gamma_1)q] n^i D_i^1 - v_1(1 - q) P^{ij} K_{ij} + 2v_1 n^i n^j [K_{ij} \pm v_1 n^k D_{kij}] \mp [1 - 3\gamma_2 + (1 + 2\gamma_1 + \gamma_2)q] n^i D_i^2, \quad (\text{A7})$$

$$U_i^{2\pm} = \pm 2v_2 n^k P^j{}_i K_{jk} + (1 + 2\gamma_0) P^j{}_i D_j^1 - (1 - \gamma_2) P^j{}_i D_j^2 + (2\gamma_0 - \gamma_2) P^j{}_i n^k n^l D_{jkl}, \quad (\text{A8})$$

$$U^{3\pm} = \pm(1 + 2\gamma_1) n^i D_i^1 \mp (1 + 2\gamma_1 + \gamma_2) n^i D_i^2 + v_3 P^{ij} K_{ij}, \quad (\text{A9})$$

$$U_{ij}^{4\pm} = (P^a{}_i P^b{}_j - \frac{1}{2} P_{ij} P^{ab}) \times [K_{ab} \pm n^k D_{kab} \mp (1 + \gamma_2) n^k D_{(ab)k}]. \quad (\text{A10})$$

In these expressions the two distinct traces of D_{kij} are written as

$$D_i^1 = P^{jk} D_{ijk}, \quad (\text{A11})$$

$$D_i^2 = P^{jk} D_{kij}, \quad (\text{A12})$$

where

$$P^{ij} = g^{ij} - n^i n^j, \quad (\text{A13})$$

is the projection orthogonal to n_i . The quantities v_1 , v_2 and v_3 are defined in Eqs. (8)–(10), and q is given by

$$q = \frac{1 + 3v_1^2 - 4v_2^2}{v_1^2 - v_3^2}. \quad (\text{A14})$$

Finally, the projection tensor P_{kij}^{cab} is defined by

$$P_{kij}^{cab} = P^c{}_k P^{(a} P^b)_{j} - \frac{3}{4} P_{ij} P^c{}_k P^{ab} + \frac{1}{2} P^{c(a} P^b)_{k} P_{ij} + \frac{1}{2} P^{ab} P^c{}_{(i} P_{j)k} - P^{c(a} P^b)_{(i} P_{j)k}. \quad (\text{A15})$$

These expressions are the completely general forms of the characteristic fields for the KST system. They reduce to the expressions for the restricted case $v_1^2 = v_2^2 = v_3^2 = 1$ published previously in Ref. [29].

The characteristic fields $U^{1\pm}$, $U_i^{2\pm}$ and $U^{3\pm}$ have characteristic speeds $\pm v_1$, $\pm v_2$, and $\pm v_3$ respectively (relative to the hypersurface normal observers); the fields $U_{ij}^{4\pm}$ have speeds ± 1 ; the fields $\{Z^1, Z_i^2, Z_i^3, Z_i^4, Z_{ij}^5, Z_{kij}^6\}$ all have characteristic speed zero. The characteristic fields are linearly independent (so the KST evolution system is strongly hyperbolic) if $v_1 \neq 0$, $v_2 \neq 0$, $v_3 \neq 0$, and $v_1 \neq v_3$. In the case when $v_1 = v_3$, the characteristic fields $U^{1\pm}$ given in Eq. (A7) are not defined because the quantity q given in Eq. (A14) is not defined. We find that there are nevertheless a complete set of characteristic fields in the $v_1 = v_3 \neq 0$ case so long as

$$1 + 3v_1^2 = 4v_2^2. \quad (\text{A16})$$

In this case, the characteristic fields $U^{1\pm}$ are just given by the expression in Eq. (A7) with $q = 0$. Any other constant value of q is also acceptable, with the result being a redefinition of $U^{1\pm}$ by the addition of q times $U^{3\pm}$ (which has the same characteristic speed in this case). The choice $q = 0$ is probably the simplest, but other choices might be desirable under some circumstances. For example, for symmetric hyperbolic systems it might be better to make the eigenvectors mutually orthogonal in terms of the symmetrizer metric. The symmetric hyperbolicity of the KST system is discussed in Appendix B of Ref. [32].

It is also useful to have explicit expressions for the inverse transformation, $u^\alpha = e^\alpha_{\hat{\beta}} u^{\hat{\beta}}$, that expresses the principal evolution fields in terms of the characteristic fields. These inverse transformations for the general KST

form of the Einstein evolution system are given by

$$\begin{aligned}
K_{ij} &= n_i n_j \left[\frac{1-q}{4v_3} (U^{3+} + U^{3-}) + \frac{U^{1+} + U^{1-}}{4v_1} \right] \\
&+ \frac{n_{(i} U_j^{2+} - n_{(i} U_j^{2-}}{2v_2} + P_{ij} \frac{U^{3+} + U^{3-}}{4v_3} \\
&+ \frac{1}{2} (U_{ij}^{4+} + U_{ij}^{4-}), \tag{A17}
\end{aligned}$$

$$\begin{aligned}
D_{kij} &= n_k n_i n_j n^c n^a n^b D_{cab} + n_i n_j P^c_k n^a n^b D_{cab} \\
&+ 2n_k n_{(i} P^a_{j)} n^b n^c D_{cab} + \frac{1}{2} n_k (U_{ij}^{4+} - U_{ij}^{4-}) \\
&+ (1 + \gamma_2) n_k Z_{(ij)}^5 + 2Z_{k(i}^5 n_{j)} + Z_{kij}^6 \\
&+ \frac{1}{2} n_k P_{ij} n^c D_c^1 + \frac{3}{4} P_{ij} P^c_k D_c^1 - \frac{1}{2} P_{k(i} P^c_{j)} D_c^1 \\
&+ n_{(i} P_{j)k} n^c D_c^2 - \frac{1}{2} P_{ij} P^c_k D_c^2 + P_{k(i} P^c_{j)} D_c^2. \tag{A18}
\end{aligned}$$

The terms involving D_{kij} on the right sides of Eq. (A18) are given by

$$\begin{aligned}
n^c n^a n^b D_{cab} &= [v_1^2 (1 + 2\gamma_1 + \gamma_2) + \gamma_2 (2 + 3\gamma_1)] \frac{Z^1}{2v_1^2 v_3^2} \\
&+ \frac{1 + \gamma_3 + \gamma_4 - q}{4v_3^2} (U^{3+} - U^{3-}) + \frac{U^{1+} - U^{1-}}{4v_1^2}, \tag{A19}
\end{aligned}$$

$$\begin{aligned}
P^c_i n^a n^b D_{cab} &= -\frac{1 - 3\gamma_2 - 4\gamma_0}{8v_2^2} Z_i^2 + \frac{\gamma_4 (1 - \gamma_2)}{8v_2^2} Z_i^3 \\
&- \frac{\gamma_4}{8v_2^2} (U_i^{2+} + U_i^{2-}), \tag{A20}
\end{aligned}$$

$$\begin{aligned}
P^a_i n^c n^b D_{cab} &= -\frac{5 - 9\gamma_2}{16v_2^2} Z_i^2 + \frac{4 - \gamma_3}{16v_2^2} (U_i^{2+} + U_i^{2-}) \\
&- [3(1 - \gamma_2)(4 - \gamma_3) - \gamma_4(5 - 9\gamma_2)] \frac{Z_i^3}{48v_2^2} + \frac{Z_i^4}{48v_2^2}, \tag{A21}
\end{aligned}$$

$$n^c D_c^1 = \frac{1 + \gamma_4}{2v_3^2} (U^{3+} - U^{3-}) - (1 + 2\gamma_1 + \gamma_2) \frac{Z^1}{2v_3^2}, \tag{A22}$$

$$n^c D_c^2 = \frac{\gamma_3}{4v_3^2} (U^{3+} - U^{3-}) - (1 + 2\gamma_1) \frac{Z^1}{2v_3^2}, \tag{A23}$$

$$\begin{aligned}
P^c_i D_c^1 &= (1 - \gamma_2)(\gamma_3 + 2\gamma_4) \frac{Z_i^3}{8v_2^2} - (2 - 3\gamma_2 + 2\gamma_0) \frac{Z_i^2}{4v_2^2} \\
&- \frac{\gamma_3 + 2\gamma_4}{8v_2^2} (U_i^{2+} + U_i^{2-}), \tag{A24}
\end{aligned}$$

$$\begin{aligned}
P^c_i D_c^2 &= [\gamma_3(1 + 2\gamma_0) + \gamma_4(2 - \gamma_2 + 6\gamma_0)] \frac{Z_i^3}{8v_2^2} \\
&- (3\gamma_3 + 2\gamma_4) \frac{U_i^{2+} + U_i^{2-}}{16v_2^2} - (4 - 3\gamma_2 + 14\gamma_0) \frac{Z_i^2}{8v_2^2}. \tag{A25}
\end{aligned}$$

APPENDIX B: HYPERBOLICITY OF CONSTRAINT EVOLUTION

In this Appendix we evaluate the hyperbolicity of the KST constraint evolution system, Eq. (15)–(18). This system can be written in the more abstract form

$$\partial_t c^A + A^k{}^A{}_B \partial_k c^B = F^A{}_B c^B. \tag{B1}$$

In Sec. III we demonstrated the strong hyperbolicity of the KST constraint evolution system by showing that the characteristic matrices $n_k A^k{}^A{}_B$ have a complete set of eigenvectors. Here we determine the conditions under which this constraint evolution system is also symmetric hyperbolic, *i.e.*, that there exists a symmetric positive-definite S_{AB} (the symmetrizer) with the property that it symmetrizes the characteristic matrices: $A_{AB}^k \equiv S_{AC} A^k{}^C{}_B = A^k{}^A{}_B$.

The most general symmetrizer for the constraint evolution system can be written conveniently by defining the following quantities associated with the constraint \mathcal{C}_{klij} :

$$\mathcal{D}_{kij} = \epsilon_k{}^{ab} \mathcal{C}_{abij}, \tag{B2}$$

where ϵ_{kij} is the spatial volume element. We also define

$$\mathcal{D}_i^1 = g^{jk} \mathcal{D}_{ijk}, \tag{B3}$$

$$\mathcal{D}_i^2 = g^{jk} \mathcal{D}_{jik}, \tag{B4}$$

$$\begin{aligned}
\tilde{\mathcal{D}}_{kij} &= \mathcal{D}_{kij} + \frac{1}{5} [\mathcal{D}_{(i}^1 g_{j)k} - 2\mathcal{D}_k^1 g_{ij} \\
&+ \mathcal{D}_k^2 g_{ij} - 3\mathcal{D}_{(i}^2 g_{j)k}]. \tag{B5}
\end{aligned}$$

Then the most general symmetrizer constructed from the metric g_{ij} is:

$$\begin{aligned}
dS^2 &= S_{AB} dc^A dc^B = \\
&\chi_1 d\mathcal{C}^2 + \chi_2 g^{ia} d\mathcal{C}_i d\mathcal{C}_a + \chi_3 g^{ia} g^{jb} g^{kc} d\tilde{\mathcal{D}}_{(kij)} d\tilde{\mathcal{D}}_{(cab)} \\
&+ \chi_4 g^{ia} g^{jb} g^{kc} [d\tilde{\mathcal{D}}_{kij} - d\tilde{\mathcal{D}}_{(kij)}] [d\tilde{\mathcal{D}}_{cab} - d\tilde{\mathcal{D}}_{(cab)}] \\
&+ \chi_5 g^{ia} d\mathcal{D}_i^1 d\mathcal{D}_a^1 + \chi_6 g^{ia} d\mathcal{D}_i^2 d\mathcal{D}_a^2 + 2\chi_7 g^{ia} d\mathcal{D}_i^1 d\mathcal{D}_a^2. \tag{B6}
\end{aligned}$$

The conditions needed to ensure that this symmetrizer is positive definite are $\chi_a > 0$ for $a = 1, \dots, 6$ and $\chi_5 \chi_6 > \chi_7^2$. There are no cross terms between the momentum constraint \mathcal{C}_i and the \mathcal{D}_i^1 or \mathcal{D}_i^2 constraints, because the resulting terms would have the wrong parity. Using the principal parts of the KST constraint evolution system given in Eqs. (15)–(18), we find that the conditions needed for symmetric hyperbolicity are

$$0 = \chi_1 (1 - \frac{1}{2}\gamma_3 + \gamma_4) - \chi_2 (1 + 2\gamma_1), \tag{B7}$$

$$0 = 2\chi_5 (\gamma_3 + 3\gamma_4) + \chi_2 \gamma_0 + \chi_7 (2\gamma_4 - \gamma_3), \tag{B8}$$

$$0 = \frac{1}{2}\chi_2 - \chi_6 (\gamma_3 - 2\gamma_4) + \chi_7 (2\gamma_3 + 6\gamma_4), \tag{B9}$$

$$0 = \frac{1}{2}\chi_2 \gamma_2 + \chi_4 \gamma_3. \tag{B10}$$

The problem now is to determine when these symmetrization conditions can be satisfied. For simplicity we focus attention here on the case where all of the characteristic speeds of the principal evolution system have the physical values: $0, \pm 1$. These conditions on the characteristic speeds implies the following conditions on the parameters:

$$\gamma_0 = \frac{1}{2}, \quad (\text{B11})$$

$$\gamma_3 = \frac{-8}{4\gamma_2 + (5 + 3\gamma_2)(1 + 2\gamma_1)}, \quad (\text{B12})$$

$$\gamma_4 = \frac{1 - \gamma_2 - (1 + 2\gamma_1)(5 + 3\gamma_2)}{4\gamma_2 + (5 + 3\gamma_2)(1 + 2\gamma_1)}. \quad (\text{B13})$$

The analysis in Lindblom and Scheel [40] shows that the principal evolution system is symmetric hyperbolic in this case for all values of the parameters γ_1 and γ_2 that satisfy the following inequalities:

$$-\frac{5}{3} < \gamma_2 < 0, \quad (\text{B14})$$

$$4\gamma_2 + (5 + 3\gamma_2)(1 + 2\gamma_1) \neq 0, \quad (\text{B15})$$

Substituting the conditions Eqs. (B11)–(B13) into the symmetry conditions, Eqs. (B7)–(B10), we find the following conditions on the χ_a :

$$\chi_2 = \frac{\chi_1(5 + 3\gamma_2)}{(1 + 2\gamma_1)[4\gamma_2 + (5 + 3\gamma_2)(1 + 2\gamma_1)]}, \quad (\text{B16})$$

$$\chi_4 = \frac{\chi_1\gamma_2(5 + 3\gamma_2)}{16(1 + 2\gamma_1)}, \quad (\text{B17})$$

$$\chi_5 = \frac{\chi_1(5 + 3\gamma_2) - 8\chi_7(1 + 2\gamma_1)[2\gamma_2 + \gamma_1(5 + 3\gamma_2)]}{8(5 + 3\gamma_2)(2 + 7\gamma_1 + 6\gamma_1^2)}, \quad (\text{B18})$$

$$\chi_6 = \frac{(5 + 3\gamma_2)[\chi_1 - 8\chi_7(2 + 7\gamma_1 + 6\gamma_1^2)]}{8(1 + 2\gamma_1)[2\gamma_2 + \gamma_1(5 + 3\gamma_2)]}. \quad (\text{B19})$$

The constraint evolution system is symmetric hyperbolic iff $\chi_a > 0$ for $a = \{1, 2, 3, 4, 5, 6\}$ and $\chi_5\chi_6 > \chi_7^2$. If the principal evolution system is symmetric hyperbolic then $5 + 3\gamma_2 > 0$ [from Eq. (B14)], thus we see from Eq. (B17) that we must have

$$1 + 2\gamma_1 < 0, \quad (\text{B20})$$

or equivalently $\gamma_1 < -\frac{1}{2}$ if the constraint evolution system is to be symmetric hyperbolic as well. This condition guarantees that $4\gamma_2 + (5 + 3\gamma_2)(1 + 2\gamma_1) < 0$ and so the second inequality in Eq. (B15) is automatically satisfied in this case. Consequently Eq. (B16) places no further restrictions on the parameters γ_1 and γ_2 .

To analyze the inequalities on χ_5 and χ_6 implied by Eqs. (B18) and (B19), we restrict our attention to the simple case where χ_7 can be set to zero. In this case Eqs. (B18) and (B19) simplify considerably:

$$\chi_5 = \frac{\chi_1}{8(2\gamma_1 + 1)(3\gamma_1 + 2)}, \quad (\text{B21})$$

$$\chi_6 = \frac{(5 + 3\gamma_2)\chi_1}{8(1 + 2\gamma_1)[2\gamma_2 + \gamma_1(5 + 3\gamma_2)]}. \quad (\text{B22})$$

Equation (B22) guarantees that the coefficient χ_6 is positive without any additional restrictions, while Eq. (B21) shows that the parameter γ_1 must be further restricted by the inequality

$$\gamma_1 < -\frac{2}{3}, \quad (\text{B23})$$

in order to ensure that χ_5 is positive. This argument shows then that we can choose the parameters $\chi_a > 0$ for $a = \{1, 2, 3, 4, 5, 6\}$ and $\chi_7 = 0$ for any values of the parameters γ_1 and γ_2 in the ranges:

$$\gamma_1 < -\frac{2}{3}, \quad (\text{B24})$$

$$-\frac{5}{3} < \gamma_2 < 0. \quad (\text{B25})$$

We have not yet found the minimal set of restrictions on the parameters that allows the KST constraint evolution system to be symmetric hyperbolic for any values of the characteristic speeds, and for any values of the parameter χ_7 . We have limited our numerical experiments so far to the regions of this parameter space where both the principal and the constraint evolution systems are known to be symmetric hyperbolic.

-
- [1] M. Holst, L. Lindblom, R. Owen, H. P. Pfeiffer, M. A. Scheel, and L. E. Kidder, Phys. Rev. D **70**, 084017 (2004).
[2] E. Schnetter, Ph.D. thesis, Universität Tübingen (2003), <http://w210.ub.uni-tuebingen.de/dbt/volltexte/2003/819/>.
[3] M. Anderson and R. A. Matzner (2003), gr-qc/0307055.
[4] T. Piran and R. F. Stark, in *Dynamical Spacetimes and Numerical Relativity*, edited by J. M. Centrella (Cam-

- bridge University Press, Cambridge, England, 1986), pp. 40–73.
[5] A. M. Abrahams and C. R. Evans, Phys. Rev. D **46**, 4117 (1992).
[6] M. W. Choptuik, Phys. Rev. Lett. **70**, 9 (1993).
[7] A. M. Abrahams and C. R. Evans, Phys. Rev. Lett. **70**, 2980 (1993).
[8] A. M. Abrahams, G. B. Cook, S. L. Shapiro, and S. A. Teukolsky, Phys. Rev. D **49**, 5153 (1994).

- [9] M. W. Choptuik, E. W. Hirschmann, S. L. Liebling, and F. Pretorius, *Class. Quantum Grav.* **20**, 1857 (2003).
- [10] M. W. Choptuik, E. W. Hirschmann, S. L. Liebling, and F. Pretorius, *Phys. Rev. D* **68**, 044007 (2003).
- [11] S. Bonazzola, E.ourgoulhon, P. Grandclement, and J. Novak, *Phys. Rev. D* **70**, 104007 (2004).
- [12] L. Lindblom, M. A. Scheel, L. E. Kidder, H. P. Pfeiffer, D. Shoemaker, and S. A. Teukolsky, *Phys. Rev. D* **69**, 124025 (2004).
- [13] M. Tiglio (2003), gr-qc/0304062.
- [14] M. Tiglio, L. Lehner, and D. Neilson, *Phys. Rev. D* **70**, 104018 (2004).
- [15] H. Friedrich and G. Nagy, *Comm. Math. Phys.* **201**, 619 (1999).
- [16] M. S. Iriondo and O. A. Reula, *Phys. Rev. D* **65**, 044024 (2002).
- [17] G. Calabrese, J. Pullin, O. Sarbach, M. Tiglio, and O. Reula, *Commun. Math. Phys.* **240**, 377 (2003).
- [18] J. M. Bardeen and L. T. Buchman, *Phys. Rev. D* **65**, 064037 (2002).
- [19] J. M. Stewart, *Class. Quantum Grav.* **15**, 2865 (1998).
- [20] B. Szilágyi, B. Schmidt, and J. Winicour, *Phys. Rev. D* **65**, 064015 (2002).
- [21] G. Calabrese, L. Lehner, and M. Tiglio, *Phys. Rev. D* **65**, 104031 (2002).
- [22] B. Szilágyi and J. Winicour, *Phys. Rev. D* **68**, 041501 (2003).
- [23] S. Frittelli and R. Gomez, *Class. Quantum Grav.* **20**, 2379 (2003).
- [24] S. Frittelli and R. Gomez, *Phys. Rev. D* **68**, 044014 (2003).
- [25] G. Calabrese and O. Sarbach, *J. Math. Phys.* **44**, 3888 (2003).
- [26] S. Frittelli and R. Gomez, *Phys. Rev. D* **69**, 124020 (2004).
- [27] A. M. Alekseenko (2004), gr-qc/0405080.
- [28] S. Frittelli and O. A. Reula, *Phys. Rev. Lett.* **76**, 4667 (1996).
- [29] L. E. Kidder, M. A. Scheel, and S. A. Teukolsky, *Phys. Rev. D* **64**, 064017 (2001).
- [30] A. Anderson and J. W. York, Jr., *Phys. Rev. Lett.* **82**, 4384 (1999).
- [31] S. D. Hern, Ph.D. thesis, University of Cambridge (1999), gr-qc/0004036.
- [32] L. Lindblom and M. A. Scheel, *Phys. Rev. D* **67**, 124005 (2003).
- [33] M. Bjørhus, *SIAM J. Sci. Comput.* **16**, 542 (1995).
- [34] O. Reula and O. Sarbach (2004), unpublished.
- [35] H. Friedrich, *Class. Quantum Grav.* **13**, 1451 (1996).
- [36] E. T. Newman and R. Penrose, *J. Math. Phys.* **3**, 566 (1962), erratum **4** 998 (1963).
- [37] M. Alcubierre and B. Brügmann, *Phys. Rev. D* **63**, 104006 (2001).
- [38] M. Alcubierre, B. Brügmann, P. Diener, M. Koppitz, D. Pollney, E. Seidel, and R. Takahashi, *Phys. Rev. D* **67**, 084023 (2003).
- [39] M. A. Scheel, A. L. Erickcek, L. M. Burko, L. E. Kidder, H. P. Pfeiffer, and S. A. Teukolsky, *Phys. Rev. D* **69**, 104006 (2004).
- [40] L. Lindblom and M. A. Scheel, *Phys. Rev. D* **66**, 084014 (2002).
- [41] M. A. Scheel, L. E. Kidder, L. Lindblom, H. P. Pfeiffer, and S. A. Teukolsky, *Phys. Rev. D* **66**, 124005 (2002).
- [42] L. E. Kidder, M. A. Scheel, S. A. Teukolsky, E. D. Carlson, and G. B. Cook, *Phys. Rev. D* **62**, 084032 (2000).
- [43] M. W. Choptuik, in *Deterministic Chaos in General Relativity*, edited by Hobell, Burd, and Coley (1994), pp. 155–175.
- [44] S. A. Teukolsky, *Phys. Rev. D* **26**, 745 (1982).
- [45] H. P. Pfeiffer, L. E. Kidder, M. A. Scheel, and D. Shoemaker, *Phys. Rev. D* (2004), submitted; gr-qc/0410016.