

Relating Spin Foams and Canonical Quantum Gravity: $(n - 1) + 1$ formulation of nD spin foams.

Suresh K Maran
Department of Physics and Astronomy
University of Pittsburgh
Pittsburgh PA-15260

November 28, 2017

Abstract

In this article we lay foundations for a formal relationship of spin foam models of gravity and BF theory to their continuum canonical formulations. First the derivation of the spin foam model of the BF theory from the discrete BF theory action in n dimensions is reviewed briefly. By foliating the underlying n dimensional simplicial manifold using $n - 1$ dimensional simplicial hypersurfaces, the spin foam model is reformulated. Then it is shown that spin network functionals arise naturally on the foliations. The graphs of these spin network functionals are dual to the triangulations of the foliating hypersurfaces. Quantum Transition amplitudes are defined. I calculate the transition amplitudes related to $2D$ BF theory explicitly and show that these amplitudes are triangulation independent. The application to the spin foam models of gravity is discussed briefly.

1 Introduction

During the late part of the last decade, there has been a vigorous activity in the area of combinatorial quantization of the theories such as BF theory¹ [1] and gravity, generally referred to as the spin foam quantization. The general notion of a spin foam model was motivated by at least three examples: the Regge-Ponzano model, which is a construction of simplicial quantum geometries using $6J$ symbols of the group $SU(2)$ [2]; the abstract spin networks of Roger Penrose, who derives spatial structures from the interchange of angular momentum [3]

¹A BF theory in n dimensions and for a group G refers to field theory defined by the action $S = \int B \wedge F$. Here B is a $n - 2$ form which takes values in dual Lie algebra of G and F is a 2-form is the cartan curvature of a G -connection A . The free variables of the theory are B and A .

and the evolutions of the Rovelli-Smolin spin network functionals, which are the kinematical quantum states of canonical quantum gravity [4]. Casual evolution and dual formulation of spin foams were proposed by Fotini Markopoulou [5], [6] and Lee Smolin [5]. I refer to Baez [7] for a nice introduction to spin foam models and we refer to Perez [8] for an up-to-date review of the spin foam models and a comprehensive set of references.

The concept of spin foam is very general and there are various specific spin foam models that are available in the research literature [8]. A spin foam model of the four dimensional $SO(4)$ BF theory called the Ooguri model [9] can be derived directly from its discretized action. From this model a spin foam model of Riemannian gravity can be derived by imposing a set of constraints called the Barrett-Crane constraints [10]. *Here by ‘the spin foam models’ we specifically refer to these models of BF theory, gravity and their variations.*

One of the interesting problems in quantum gravity is how to relate the spin foam models of gravity to its canonical formulation of gravity [11], [12], [13], [14]. Here we take the point of view of seeing how close we can bring a spin foam model to its canonical quantum formulation, instead of assuming the existence of a precise relation between them. Canonical quantum gravity is formulated on continuum manifolds, while the spin foams are formulated on simplicial manifolds (or on 2-complexes [7]). In general the canonical formulation requires the underlying n dimensional manifold of the theory to be expressible in an $(n - 1) + 1$ form. In the same spirit, here we foliate the n dimensional simplicial manifold. The foliation is made up of a one parameter family of simplicial $(n - 1)$ dimensional hypersurfaces². Between any two consecutive hypersurfaces we have a one-simplex thick slice of the simplicial manifold.

To each edge $((n - 1)$ -simplex) of the simplicial manifold is associated a parallel propagator g which plays the role of a discrete connection. To make a parallel to the canonical quantization we make an important identification. I find that the parallel propagators associated with the edges in the foliating hypersurfaces can be thought of as the analog of the continuum connection in the (coordinate) time direction. In the canonical quantization, the field equation corresponding to this component of the connection is the Gauss constraint [11], which on quantization leads to spin network functionals [12]. Remarkably the same idea works in the spin foam quantization obtained by the path integral quantization of the theory defined by the discretized BF action S . It just happens that the integration of the Feynman weight e^{iS} with respect to the parallel propagators associated with the edges of the hypersurfaces results in a product of spin network functionals. These spin network functionals are defined on the parallel propagators associated with the edges that go between the hypersurfaces and the graphs that are dual to the triangulation of the foliating hypersurfaces. All our work is built around this observation of the appearance of spin network functionals. Since the spin foam model of gravity is obtained by imposing the Barrett-Crane constraints on the BF spin foam model, we believe

²We restrict ourselves to manifolds that are foliatable by a one parameter family of simplicial hypersurfaces.

we can carry over this result to gravity.

Each of the one-simplex thick slices of the simplicial manifold can be considered to define a discrete coordinate time instant. The set of parallel propagators which are associated with the edges that go between two consecutive foliating hypersurface can be considered to contain the physical (connection) information of the theory at a particular discrete time for a given triangulation. Spin network states can be defined as functions of these discrete connections. Using the path integral formulation, we define a spin network state to spin network state elementary transition amplitude matrix.

This article has been made as self-contained as possible. In this article we first focus on BF theory for an arbitrary compact group and discuss gravity afterwards. In section two we review the derivation of BF spin foam model.

In section three we discuss how the partition function of the BF theory can be expressed in terms of the spin network functionals that are obtained by integrating the Feynman weight e^{iS} with respect to the parallel propagators associated with the edges in the foliating simplicial hypersurfaces. In section four we discuss the details of these spin network functionals. I show that these spin network functionals are orthonormal in the obvious inner product.

In section five we discuss the elementary transition amplitudes using the path integral formulation. I discuss this in the form of a connection formulation and spin network formulation.

In section six we discuss two dimensional BF theory. I explicitly calculate the elementary transition amplitudes. I find that the transition matrix is symmetric, non-unitary and is independent of triangulation.

In section seven we discuss $2+1$ BF theory ($2+1$ Riemannian) gravity very briefly.

In section five we define the elementary transition amplitude matrix for gravity by including the Barrett-Crane constraints in the definition of BF elementary transition amplitude matrix. This is similar to that of Reisenberger [20] defined in an unfoliated context. In section six, we observe that, in the case of Lorentzian Barrett-Crane model, in the asymptotic limit, the foliating hypersurfaces behave as spatial hypersurfaces.

2 Review of the spin foam derivation

The review in this section follows that of Baez [7]. Advanced readers may skip or quickly glance through this section. The term ‘edge integral’ is introduced in this section and is used widely in this article.

Consider an n dimensional manifold M and a G -connection A , where G is a compact linear group. Let F be a curvature 2-form of the connection A . Also let B be a dual Lie algebra valued $n-2$ form. Then the continuum BF theory is defined by the following action:

$$S_c = \int_M Tr(B \wedge F). \quad (1)$$

The spin foam model for this action is derived by calculating the partition function corresponding to the discretized version of this action [7], [9], [16]. Let the manifold be triangulated by a simplicial lattice. Each n -simplex s is bounded by $n + 1$ $(n - 1)$ -simplices called the edges e of s . In turn each $(n - 1)$ -simplex is bounded by n $(n - 2)$ -simplices called the bones.

To discretize the BF action, associate a group element g_e with each edge e of the lattice. This is considered to be the parallel propagator of the connection

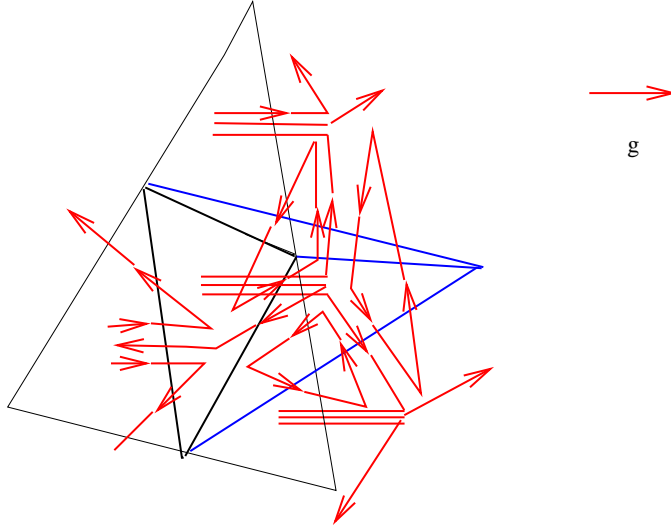


Figure 1: Holonomies.

is related to moving a G -vector from a given point in one of the n -simplices to an adjacent one through the edge e . Then the discrete analog of the curvature F is $\ln H_b$, where $H_b = \prod_{e \supset b} g_e$ is the holonomy around each bone³ (figure (1)) and \ln is a map from the group space to its Lie algebra space. Then the discrete BF action is

$$S_d = \sum_b \text{Tr}(B_b \ln H_b) \quad (2)$$

Here $B_b = \int_b B$ is the discrete analog of B and the trace is taken in the Lie algebra index. Then the quantum partition function is calculated using the

³There is an arbitrariness in the base point of the holonomy, but it will not be a problem as we will see soon.

path integral formulation⁴:

$$\begin{aligned} Z &= \int \prod_e dg_e \prod_b dB_b \exp(iS_d) \\ &= \int \prod_e dg_e \prod_b dB_b \exp(i \sum_b \text{Tr}(B_b \ln H_b)). \end{aligned} \quad (3)$$

Integration is over each group variable g_e and over each Lie algebra valued B_b variable of the triangulated manifold. Here dg_e is the Haar measure on the group. Doing the integration over the B_b variables results in the following:

$$Z = \int \prod_e dg_e \prod_b \delta(H_b), \quad (4)$$

where $\delta(H)$ is the delta functional on the group. Since the group is compact, the expansion of the delta functional is given by [17]

$$\delta(H) = \sum_J d_J \text{Tr}(\rho_J(H)), \quad (5)$$

where $\rho_J(H)$ is the J representation of the group (tensor indices not shown) and d_J is the dimension of the representation. Substituting this into equation (4) we get

$$Z = \int \prod_e dg_e \prod_b \sum_{J_b} d_{J_b} \text{Tr}(\rho_{J_b}(\prod_{e \supset b} g_e)) \quad (6)$$

$$= \sum_{\{J_b\}} \left[\left(\prod_b d_{J_b} \right) \left(\int \prod_b dg_e \text{Tr}(\prod_{e \supset b} \rho_{J_b}(g_e)) \right) \right] \quad (7)$$

$$= \sum_{\{J_b\}} \left[\left(\prod_b d_{J_b} \right) \left(\int \prod_b \text{Tr} \bigotimes_{b \subset e} \rho_{J_b}(g_e) \prod_e dg_e \right) \right], \quad (8)$$

where Tr denotes the required summing operations from the trace operations in the previous line. This equation will be used in the next section to make an $(n-1)+1$ splitting of the theory. The integrand of the quantity in the second parentheses is the g_e integration of the tensor product of the representation matrices $\rho_{J_b}(g_e)$ that were part of the holonomy around the n bones of the edge e . This quantity can be rewritten as a product of orthonormal basis of intertwiners i as follows:

$$\int dg \bigotimes_{b \supset e} \rho_{J_b}(g) = \sum_{i_e} i_e \bar{i}_e. \quad (9)$$

The integral on the left hand side of this equation will be referred to as an **edge integral**. The bar denotes adjoint operation. *Each one of the two intertwiners*

⁴Please notice that the action is real because the Lie algebra co-ordinates are real for compact groups.

corresponds to one of the two sides of an edge of a simplex. Please refer to the appendices for more information about the edge integrals.

The mathematical fact that the edge integral splits into two intertwiners is a critical reason for the emergence of the spin foam models from the path integral formulation of the discretized BF theory. Each of the intertwiners is associated with one of two sides of the edge. When this edge integral formula is used in equation (8) and all the required summations are performed, it is seen that each index of each intertwiner corresponding to an inner side of an edge of each simplex only sums with an index of an intertwiner corresponding to an inner side of another edge of the same simplex. Because of this the partition function Z splits into a product of terms, with each term interpreted as a quantum amplitude associated with a simplex in the triangulation.

Finally the formula for the partition function in n dimensions is given by

$$Z = \sum_{\{J_b, i_e\}} \left(\prod_b d_{J_b} \right) \prod_s Z(s), \quad (10)$$

where $Z(s)$ is the quantum amplitude associated with the n -simplex s and d_{J_b} is interpreted as the quantum amplitude associated with the bone b . This partition function may not be finite in general. The set $\{J_b, i_e\}$ of all J_b 's and i_e 's is called a **coloring** of the bones and the edges.

3 The $(n - 1) + 1$ splitting of the n dimensional BF spin foam models.

Consider a smooth n dimensional manifold M triangulated by a simplicial lattice. I assume that the following properties hold for the triangulation⁵⁶:

1. The simplicial manifold can be foliated by a discrete one parameter family of $n - 1$ dimensional simplicial hypersurfaces made of the edges of the triangulation,
2. The foliation is such that there are no vertices of the lattice in between the hypersurfaces of the family,
3. The hypersurfaces do not intersect or touch each other at any point, and
4. The slice of the manifold in between any two consecutive hypersurfaces is always one-simplex thick.

Now let's define the following notations. Please see figure (2).

⁵Please note that these conditions restrict the set of all allowable topologies for M . But I believe we will be able include the excluded topologies by adding additional constructs to our formulation.

⁶It appears that this technique works even if there is a topology change at a hypersurface. Please see the discussion on the $1 + 1$ formulation in section 4.

Notation 1 Let $\{\Sigma_i\}$ be a sequence of simplicial hypersurfaces, ordered by an integer i , which is a foliation of the triangulation of M such that the above properties hold.

Notation 2 Let Ω_i be the piece of the simplicial manifold M between Σ_i and Σ_{i+1} . This Ω_i has the thickness of a one-simplex.

Now there are two types of edges and bones in the lattice, those that which lie on the hypersurfaces and those that go between the hypersurfaces.

Notation 3 Let the edges which lie on the hypersurfaces be represented with a **cap** on them, as in \hat{e} , and those that go between the foliating hypersurfaces be represented with a **tilde** on them, as in \tilde{e} . If we want to refer to the both types of these edges by a single variable, then we use the e notation as before. I assume the same conventions apply for bones also.

Consider the expression for the partition function:

$$Z = \sum_{\{J_b\}} \left[\left(\prod_b d_{J_b} \right) \text{Tr} \left(\int \prod_b \bigotimes_{b \subset e} \rho_{J_b}(g_e) \prod_e dg_e \right) \right] \quad (11)$$

Let us do the integration in the $g_{\tilde{e}}$ variables of the edges \tilde{e} that lie on the foliating surfaces only. Then the product of the edge integrals of these edges in the above equation is replaced by a product of the intertwiners. The resulting integrand in the right hand side of the above equation is made up of a product of spin network functionals [12] with parallel propagators constructed out of certain products of the $\rho_{J_b}(g_{\tilde{e}})$'s and the intertwiners $i_{\tilde{e}}$'s intertwining them. In figure (2) this process has been explained and many of the notations are illustrated in $1+1$ dimensions.

There are two spin network functionals for each Ω_i . One of them, ψ_i^+ (the other is ψ_i^-) is made up of the intertwiners associated with the sides of all the edges \hat{e} of Σ_i facing Ω_i (Ω_{i-1}) and the $\rho_{J_b}(g_{\tilde{e}})$'s of the edges \tilde{e} in $\Omega_i(\Omega_{i-1})$. These spin network functionals will be explained in more detail next.

In figure (3) the spin network functionals are shown.

4 The spin network functionals.

To clearly see the various elements in Z , let us define a set of notations.

Notation 4 Let $\{g_{\tilde{e}}\}_i$ be the set of the $g_{\tilde{e}}$'s associated with the edges \tilde{e} in Ω_i .

Notation 5 Let $\bar{\Sigma}_i$ ($\bar{\Omega}_i$) be the triangulation dual to the triangulation of Σ_i (Ω_i) for any i .

The dual triangulation $\bar{\Sigma}_i$ serves as a graph to define spin network functionals. For every edge and bone in the triangulation of M in Σ_i there is a node and a link in the graph $\bar{\Sigma}_i$, respectively.

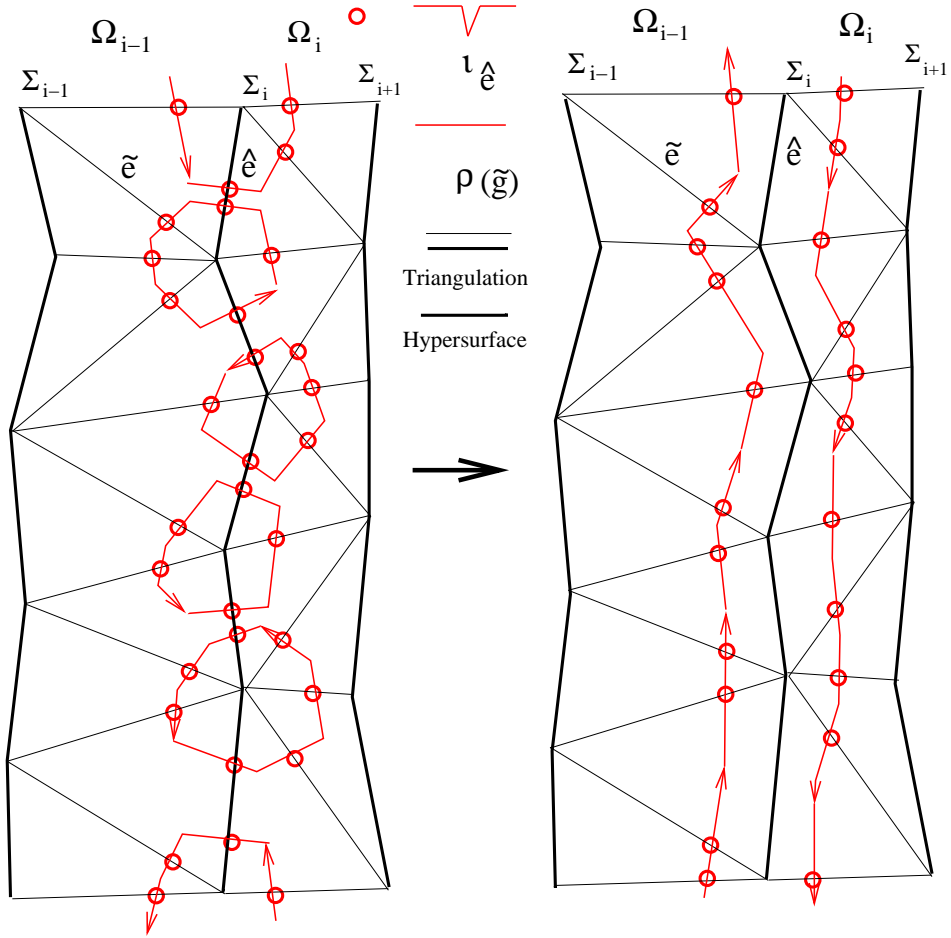


Figure 2: Before and after integration with respect to $dg_{\hat{e}}$, $\hat{e} \in \Sigma_i$.

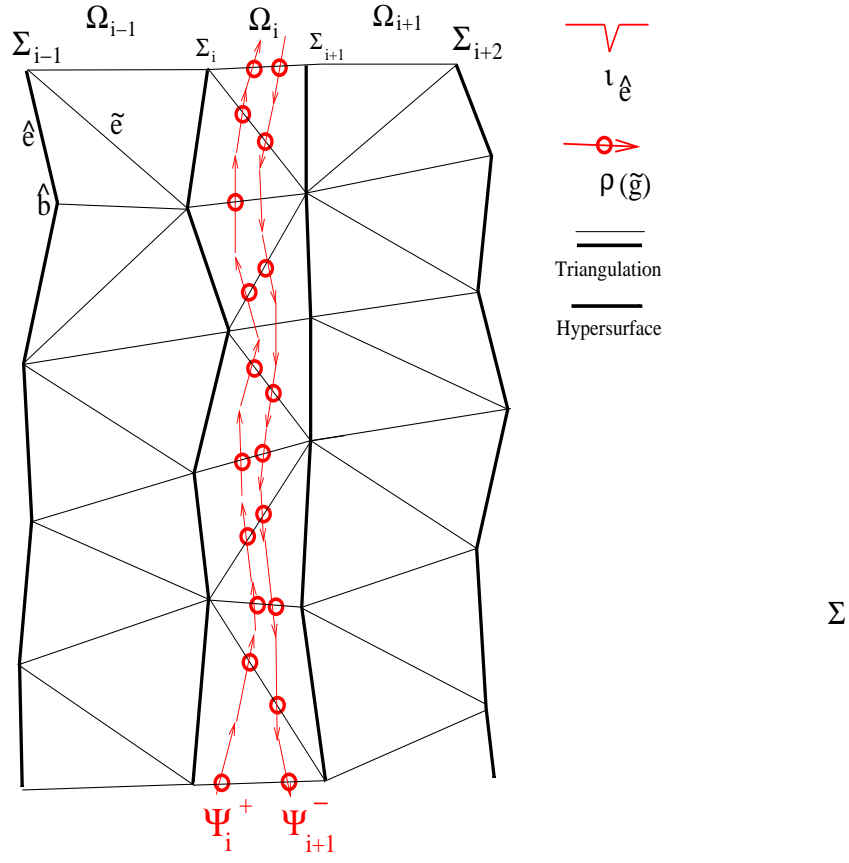


Figure 3: A foliation and the spin network functionals in 2D.

Notation 6 Let the coloring $\{J_{\hat{b}}, o_{\hat{b}}, i_{\hat{e}}\}_{\bar{\Sigma}}$ be the set of representations $J_{\hat{b}}$'s, orientations $o_{\hat{b}}$'s assigned to the bones \hat{b} 's and intertwiners $i_{\hat{e}}$ associated with the edges \hat{e} 's of the manifold on any hypersurface Σ .

Notice that the bones \hat{b} 's of the simplicial manifold M are actually the edges of the hypersurface on which they are lying. But we will refer to the simplices as edges or bones with respect to the simplicial manifold M to keep our notations simple.

The orientation $o_{\hat{b}}$'s can be used to assign directions (arrows) to the links dual to the bones \hat{b} 's. The arrows assigned to the links can be used to restrict the choice of the intertwiner $i_{\hat{e}}$ assigned to the node corresponding to the edge $\hat{e} \subset \Sigma_i$, as a linear map from the tensor product of the representations assigned to the links with incoming arrows converging at the node, to the tensor product of the representations assigned to the links with outgoing arrows diverging out of the node. If all the arrows are incoming or outgoing then the intertwiner linearly maps to or from the identity representation, respectively.

Definition 7 Given a hypersurface Σ_i and any bone \hat{b} on it, we can associate parallel propagators $G_{\hat{b}}^{\pm}$ to the bone, defined as follows:

$$G_{\hat{b}}^+ = \prod_{\forall \tilde{e} \ni \hat{b}, \tilde{e} \in \Omega_i} g_{\tilde{e}}. \quad (12)$$

$$G_{\hat{b}}^- = \prod_{\forall \tilde{e} \ni \hat{b}, \tilde{e} \in \Omega_{i-1}} g_{\tilde{e}}. \quad (13)$$

where, the multiplications are done in the sequential order of edges $\tilde{e} \ni \hat{b}$ around the bone \hat{b} . The starting edge for $G_{\hat{b}}^+$ ($G_{\hat{b}}^-$) is given by orientation $o_{\hat{b}}$ ($\bar{o}_{\hat{b}}$ = opposite orientation to $o_{\hat{b}}$). Let the collection of these $G_{\hat{b}}^{\pm}$'s for all \hat{b} on Σ_i be denoted as $\{G_{\hat{b}}^{\pm}\}_{\Sigma_i}$.

In figure (4) a $\rho_J(G_{\hat{b}}^+)$ intertwined between two intertwiners is shown.

Notation 8 Let $X_{i_{\hat{e}}}$ be the extra free variable that uniquely fixes the intertwiner $i_{\hat{e}}$, given the orientations $o_{\hat{b}}$'s and $J_{\hat{b}}$'s associated with the bones $\hat{b} \in \hat{e}$.

Definition 9 By associating $\{G_{\hat{b}}^+\}_{\Sigma_i}$ to the links of $\bar{\Sigma}_i$ and the intertwiners $\{i_{\hat{e}}, \hat{e} \in \Sigma_i\}$ to the nodes of $\bar{\Sigma}_i$, and tracing them according to the topology of and orientations of links in $\bar{\Sigma}_i$, we can define spin network functionals [12] associated with $\bar{\Sigma}_i$. I multiply this by a **normalizing factor**⁷ $\prod_{\hat{b} \in \Sigma_i} d_{J_{\hat{b}}}^{\frac{1}{2}}$ and we denote this by

$$\psi_i^+ = \psi(\bar{\Sigma}_i, \{J_{\hat{b}}, o_{\hat{b}}, X_{i_{\hat{e}}}, G_{\hat{b}}^+\}_{\Sigma_i}). \quad (14)$$

⁷The bone amplitude $d_{J_{\hat{b}}}$ of the bones on the hypersurface Σ_i has been equally factored between the two sides of Σ_{i-1} and Σ_i . This is responsible for this $\prod_{\hat{b} \in \Sigma_i} d_{J_{\hat{b}}}^{\frac{1}{2}}$ term.

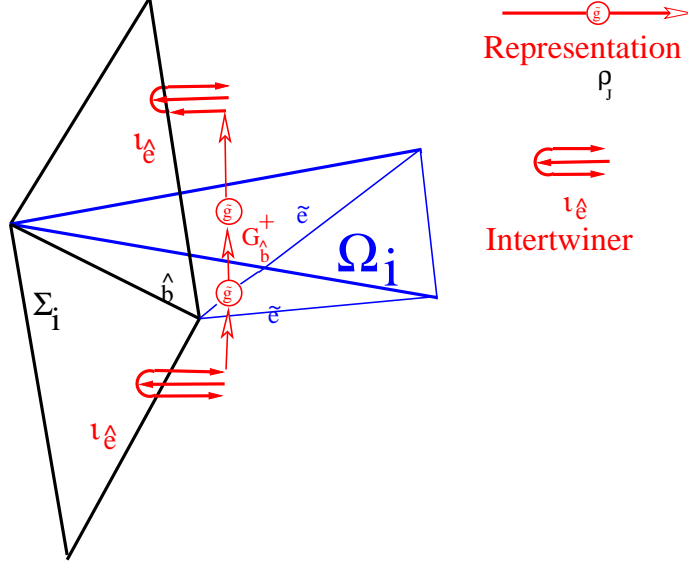


Figure 4: A $\rho_J(G_b^+)$ intertwined between two intertwiners.

This spin network functional associated with the side of Σ_i that faces Ω_i . Similarly, by using $\{G_b^-\}_{\Sigma_i}$ we can define another spin network functional

$$\psi_i^- = \psi(\bar{\Sigma}_i, \{J_{\hat{b}}, \bar{o}_{\hat{b}}, X_{i_{\hat{e}}}, G_{\hat{b}}^-\}_{\Sigma_i}). \quad (15)$$

associated with the other side of Σ_i that faces Ω_{i-1} . In ψ_i^- we have used the adjoints $\bar{i}_{\hat{e}}$'s of the intertwiners $i_{\hat{e}}$'s and opposite orientations $\bar{o}_{\hat{b}}$'s to $o_{\hat{b}}$'s. These spin network functionals so defined capture the gauge invariant information in the discretized connection $\{g_{\bar{e}}, \bar{e} \in \Omega_i\}$.

In figure (5) part of $\psi_i^+ = \psi(\bar{\Sigma}_i, \{J_{\hat{b}}, o_{\hat{b}}, X_{i_{\hat{e}}}, G_{\hat{b}}^+\}_{\Sigma_i})$ is shown graphically.

Definition 10 Define an **inner product** between two spin network functionals with two different colorings, associated with the same side of a hypersurface.

$$\begin{aligned} (\psi, \psi') &\equiv \int \bar{\psi} \psi' \prod_{\bar{e} \in \Omega_i} dg_{\bar{e}} \\ &= \int \bar{\psi}(\bar{\Sigma}, \{J_{\hat{b}}, o_{\hat{b}}, X_{i_{\hat{e}}}, G_{\hat{b}}\}_{\Sigma}) \psi(\bar{\Sigma}, \{J'_{\hat{b}}, o'_{\hat{b}}, X_{i_{\hat{e}}}, G_{\hat{b}}\}_{\Sigma}) \prod_{\bar{e} \in \Omega} dg_{\bar{e}}. \end{aligned}$$

The $G_{\hat{b}}$'s are defined as same as in equation (12) or equation (13) in relation to the bones of a boundary Σ of Ω and the parallel propagators $g_{\bar{e}}$'s of Ω .

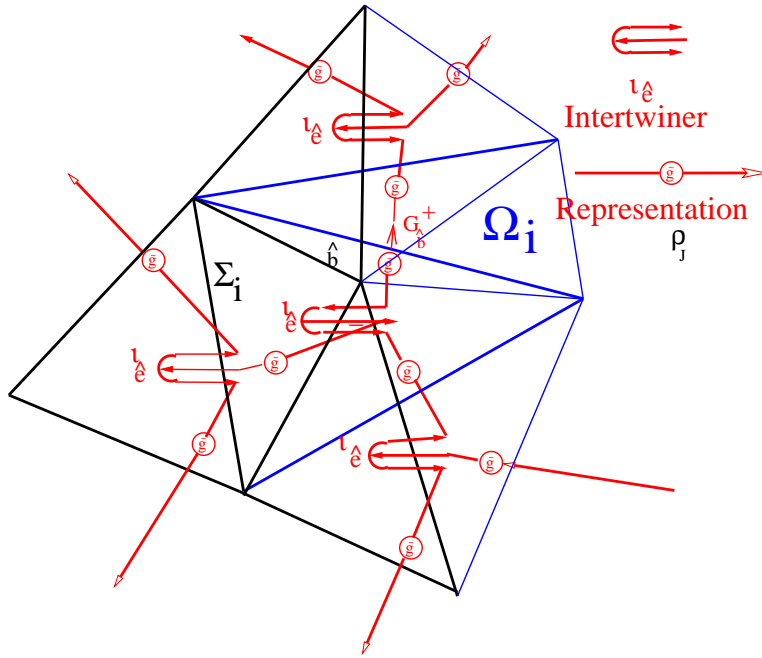


Figure 5: The spin network $\psi_i^+ = \psi(\bar{\Sigma}_i, \{J_b, o_b, i_{\hat{e}}, G_b^+\}_{\Sigma_i})$.

It can be shown that these spin network functionals are **orthonormal** in the inner product.

$$\begin{aligned}
& (\psi, \psi') \\
&= \int \bar{\psi}(\bar{\Sigma}, \{J_{\hat{b}}, o_{\hat{b}}, X_{i_{\hat{e}}}, G_{\bar{b}}\}_{\Sigma}) \psi(\bar{\Sigma}, \{J'_{\hat{b}}, o'_{\hat{b}}, X_{i_{\hat{e}}}, G_{\bar{b}}\}_{\Sigma}) \prod_{\bar{e} \in \Omega} dg_{\bar{e}} \\
&= \prod_{\bar{b} \in \Sigma} \delta_{J_{\bar{b}} J'_{\bar{b}}} \prod_{\bar{e} \in \Omega} \delta_{X_{i_{\bar{e}}} X'_{i_{\bar{e}}}} \prod_{\bar{b} | J_{\bar{b}} \neq J'_{\bar{b}}} \delta_{o_{\bar{b}} o'_{\bar{b}}},
\end{aligned}$$

where the last product in above equation is only over bones whose associated representations are not conjugate equivalent. This is because in case the representation $J_{\hat{b}}$ is conjugate equivalent then the spin network state does not change under the change of orientation $o_{\hat{b}}$, in other words, for the corresponding state, $o_{\hat{b}}$ is physically redundant.

Proposition 11 *The spin network functionals ψ_i^+ and ψ_i^- are gauge invariant.*

Proof. Now let us demonstrate the gauge invariance of the spin network functionals those we obtained from the BF spin foam evaluation. Let us gauge transform the discrete connection $\{g_e, e \in M\}$. This requires associating a gauge transformation matrix $t_s \in G$ to each n -simplex s . Let us denote the two simplices between which a edge e of M lies, as $s_{e,1}$ and $s_{e,2}$, the numbers 1 and 2 are chosen such that the parallel propagator g_e propagates vectors from $s_{e,1}$ to $s_{e,2}$. After the gauge transformation, the new discrete connection is $\{g'_e, e \in M\}$, where $g'_e = t_{s_{e,2}} g_e t_{s_{e,1}}^{-1}$. Let us denote the two edges between which each bone $\hat{b} \in \Sigma_i$ lies as $\hat{e}_{\hat{b},1}$ and $\hat{e}_{\hat{b},2}$, the numbers 1 and 2 are chosen such that the orientation $o_{\hat{b}}$ points from $\hat{e}_{\hat{b},1}$ to $\hat{e}_{\hat{b},2}$. Now if $s_{\hat{e}_{\hat{b},1}}$ and $s_{\hat{e}_{\hat{b},2}}$ are the simplices of Ω_i that touch Σ_i at $\hat{e}_{\hat{b},1}$ and $\hat{e}_{\hat{b},2}$ respectively, then under gauge transformation we have $G_{\hat{b}}^+$ become $G_{\hat{b}}'^+ = t_{s_{\hat{e}_{\hat{b},1}}} G_{\hat{b}}^+ t_{s_{\hat{e}_{\hat{b},2}}}^{-1}$ and our ψ_i^+ transforms to $\psi_i'^+ = \psi(\bar{\Sigma}_i, \{J_{\hat{b}}, o_{\hat{b}}, X_{i_{\hat{e}}}, G_{\hat{b}}'^+\}_{\Sigma_i})$. But since we have traced the $G_{\hat{b}}'^+$ with the intertwiners and the intertwiners are invariant under the action of group elements of G , the gauge transformation matrices t_s are absorbed by the intertwiners and we get back the original state. This proves the gauge invariance of ψ_i^+ . The gauge invariance of ψ_i^- can be proved in the similar way. ■

Definition 12 *Let us define a functional $\langle \psi_i^+, \psi_{i+1}^- \rangle$ as follows,*

$$\langle \psi_i^+, \psi_{i+1}^- \rangle_{\bar{\Omega}_i} = \int \psi_i^+ \psi_{i+1}^- \prod_{\bar{b} \in \bar{\Omega}_i} \delta(H_{\bar{b}}) \prod_{\bar{e} \in \bar{\Omega}_i} dg_{\bar{e}}. \quad (16)$$

Now it is straight forward to show that Z can be rewritten as

$$Z = \sum_{\{J_{\hat{b}}, o_{\hat{b}}, X_{i_{\hat{e}}}\}} \prod_i \langle \psi_i^+, \psi_{i+1}^- \rangle_{\bar{\Omega}_i}, \quad (17)$$

where $\{J_{\hat{b}}, o_{\hat{b}}, X_{i_{\hat{e}}}\}$ is the collection of $\{J_{\hat{b}}, o_{\hat{b}}, X_{i_{\hat{e}}}\}_i$ for all i .

5 The elementary transition amplitudes

Let us first fix a triangulation \bar{M} of the manifold M that satisfies the properties enlisted in the previous section. Let us first calculate a connection to connection transition amplitude using the path integral formulation of quantum mechanics. The order of the hypersurfaces i can be considered to define a discrete coordinate time variable.

Notation 13 Let $\{g_{\bar{e}}\}_A$ ($\{g_{\bar{e}}\}_B$) associated with Ω_A (Ω_B) be the initial (final) connection information, where A and B are integers such that $A < B$.

Notation 14 Let Ω_{AB} be the simplicial manifold between Σ_A and Σ_B .

Definition 15 A transition amplitude from $\{g_{\bar{e}}\}_A$ to $\{g_{\bar{e}}\}_B$ can be defined based on the path integral formulation as follows,

$$\langle \{g_{\bar{e}}\}_A | \{g_{\bar{e}}\}_B \rangle = \int \exp[iS_{AB}] \prod_{e \in \Omega_{A+1, B-1}} dg_e \prod_{b \in \Omega_{AB}} dB_b, \quad (18)$$

where S_{AB} is defined to be

$$S_{AB} = \sum_{b \in \Omega_{A+1, B-1}} \text{Tr}(B_b \ln H_b).$$

Our definition of the transition amplitudes has been chosen such that it satisfies:

- the relationship

$$\begin{aligned} \langle \{g_{\bar{e}}\}_A | \{g_{\bar{e}}\}_C \rangle &= \int \langle \{g_{\bar{e}}\}_A | \{g_{\bar{e}}\}_B \rangle \\ &\quad \langle \{g_{\bar{e}}\}_B | \{g_{\bar{e}}\}_C \rangle \prod_{\tilde{b} \in \Omega_B} \delta(H_b) \prod_{\tilde{e} \in \Omega_B} dg_{\tilde{e}}, \end{aligned}$$

where the A , B and C are three consecutive integers in the increasing order,

- and leads to the result,

$$\langle \{g_{\bar{e}}\}_A | \{g_{\bar{e}}\}_B \rangle = \sum_{\{J_{\tilde{b}}, o_{\tilde{b}}, X_{i_{\tilde{e}}}\}} \psi_{A+1}^- \prod_{i=A+1}^{B-1} (\psi_i^+, \psi_{i+1}^-) \psi_B^+ \quad (19)$$

on integration over $g_{\bar{e}}$'s.

The above two properties can be checked explicitly by calculations.

For BF theory the physical states require only flat connections. If the $g_{\bar{e}}$ are restricted to flat connections $g_{\bar{e}}^f$ ($H_{\tilde{b}} = 1$), then $\delta(H_b)$ can be removed in

the definition of the transition amplitudes⁸. Then the first condition simply expresses an abstract quantum mechanical property that any quantum transition amplitudes have to satisfy:

$$\begin{aligned} \langle \{g_{\bar{e}}^f\}_A | \{g_{\bar{e}}^f\}_C \rangle &= \int \langle \{g_{\bar{e}}^f\}_A | \{g_{\bar{e}}^f\}_B \rangle \\ &\quad \langle \{g_{\bar{e}}^f\}_B | \{g_{\bar{e}}^f\}_C \rangle \prod_{\bar{e} \in \Omega_B} dg_{\bar{e}}^f. \end{aligned}$$

This tells us that the transition amplitudes are intuitively well defined.

Definition 16 *Let us define $S = \{|\{J_{\bar{b}}, o_{\bar{b}}, X_{i_{\bar{e}}}\}_{\bar{\Sigma}}, \bar{\Sigma} >\}$ to be an orthonormal basis of quantum states, each quantum state identified by a graph $\bar{\Sigma}$ and the associated coloring of bones and edges by $\{J_{\bar{b}}, o_{\bar{b}}, X_{i_{\bar{e}}}\}_{\bar{\Sigma}}$. The S defines a basis of abstract spin network states [12].*

Definition 17 *Equation (19) suggests the following two interpretations:*

1. The functional ψ_{i+1}^- is the connection $\{g_{\bar{e}}\}_i$ to the spin network state $|\{J_{\bar{b}}, o_{\bar{b}}, X_{i_{\bar{e}}}\}_{\bar{\Sigma}_{i+1}}, \bar{\Sigma}_{i+1}\rangle$ transition amplitude,

$$\psi_{i+1}^- = \psi(\bar{\Sigma}_{i+1}, \{J_{\bar{b}}, o_{\bar{b}}, X_{i_{\bar{e}}}, G_{\bar{b}}^-\}_{\Sigma_{i+1}}) = \langle \{g_{\bar{e}}\}_i | \{J_{\bar{b}}, o_{\bar{b}}, X_{i_{\bar{e}}}\}_{\bar{\Sigma}_{i+1}}, \bar{\Sigma}_{i+1} \rangle_{\bar{\Omega}_i},$$

and similarly, functional ψ_i^+ is the spin network state $|\{J_{\bar{b}}, o_{\bar{b}}, X_{i_{\bar{e}}}\}_i, \bar{\Sigma}_i >$ to the connection $\{g_{\bar{e}}\}_i$ transition amplitude

$$\psi_i^+ = \psi(\bar{\Sigma}_i, \{J_{\bar{b}}, o_{\bar{b}}, X_{i_{\bar{e}}}, G_{\bar{b}}^+\}_{\Sigma_i}) = \langle \{J_{\bar{b}}, o_{\bar{b}}, X_{i_{\bar{e}}}\}_{\bar{\Sigma}_i}, \bar{\Sigma}_i | \{g_{\bar{e}}\}_i \rangle_{\bar{\Omega}_i}$$

Please notice that the above equations are consistent with the orthonormalities of ψ_i^\pm and the $|\{J_{\bar{b}}, o_{\bar{b}}, X_{i_{\bar{e}}}\}_{\bar{\Sigma}}, \bar{\Sigma} >$'s. I have the suffix $\bar{\Omega}_i$ in the left-hand sides of the last two equations indicate the dependence on $\bar{\Omega}_i$.

2. Our $\langle \psi_i^+, \psi_{i+1}^- \rangle$ is the spin network state to spin network state transition amplitude⁹,

$$\langle \psi_i^+, \psi_{i+1}^- \rangle = \langle \{J_{\bar{b}}, o_{\bar{b}}, X_{i_{\bar{e}}}\}_{\bar{\Sigma}_i}, \bar{\Sigma}_i | \{J_{\bar{b}}, o_{\bar{b}}, X_{i_{\bar{e}}}\}_{\bar{\Sigma}_{i+1}}, \bar{\Sigma}_{i+1} \rangle_{\bar{\Omega}_i} \quad (20)$$

Equation(20) defines an elementary transition amplitude. The suffix has been added in the right side above equation because the elementary transition amplitude depends on the triangulation of $\bar{\Omega}_i$.

⁸An appropriate measure factor may need to be introduced in the integrand.

⁹Using 16 we can show that the elementary transition amplitude $\langle \psi_i^-, \psi_i^+ \rangle$ is simply the product of the quantum amplitudes of the n -simplices in Ω_i , of the bones $\hat{b} \in \Omega_i$ and the square root of the quantum amplitudes of the bones on Σ_i and Σ_{i+1} .

Definition 18 The graphs $\bar{\Sigma}_i$ and $\bar{\Sigma}_{i+1}$ do not uniquely determine $\bar{\Omega}_i$. To remove the triangulation dependence of $\langle \psi_i^+, \psi_{i+1}^- \rangle_{\Omega_i}$, let us define a new elementary transition amplitude, by summing over all possible one-simplex thick triangulations of $\bar{\Omega}_i$ that sandwich between $\bar{\Sigma}_i$ and $\bar{\Sigma}_{i+1}$ as follows:

$$\begin{aligned} & \langle \{J_{\bar{b}}, o_{\bar{b}}, X_{i_{\bar{e}}}\}_{\bar{\Sigma}_i}, \bar{\Sigma}_i | \{J_{\bar{b}}, o_{\bar{b}}, i_{\bar{e}}\}_{i+1}, \bar{\Sigma}_{i+1} \rangle \\ &= \sum_{\bar{\Omega}_i} \left\langle \{J_{\bar{b}}, o_{\bar{b}}, X_{i_{\bar{e}}}\}_{\bar{\Sigma}_i}, \bar{\Sigma}_i | \{J_{\bar{b}}, o_{\bar{b}}, X_{i_{\bar{e}}}\}_{\bar{\Sigma}_{i+1}}, \bar{\Sigma}_{i+1} \right\rangle_{\bar{\Omega}_i}. \end{aligned} \quad (21)$$

Proposition 19 Given any two abstract spin network states $|\{J_{\bar{b}}, o_{\bar{b}}, X_{i_{\bar{e}}}\}_{\bar{\Sigma}_A}, \bar{\Sigma}_A\rangle$ and $|\{J_{\bar{b}}, o_{\bar{b}}, X_{i_{\bar{e}}}\}_{\bar{\Sigma}_B}, \bar{\Sigma}_B\rangle$, one can immediately calculate an elementary transition amplitude between them.

Proof. The new elementary transition amplitude defined in equation (21) depends only on the $(\{J_{\bar{b}}, o_{\bar{b}}, X_{i_{\bar{e}}}\}_{\bar{\Sigma}_i}, \bar{\Sigma}_i)$ and the $(\{J_{\bar{b}}, o_{\bar{b}}, X_{i_{\bar{e}}}\}_{\bar{\Sigma}_{i+1}}, \bar{\Sigma}_{i+1})$. Because of this, given any two spin network states $|\{J_{\bar{b}}, o_{\bar{b}}, X_{i_{\bar{e}}}\}_{\bar{\Sigma}_A}, \bar{\Sigma}_A\rangle$ and $|\{J_{\bar{b}}, o_{\bar{b}}, X_{i_{\bar{e}}}\}_{\bar{\Sigma}_B}, \bar{\Sigma}_B\rangle$, one can immediately calculate a transition amplitude between them, by constructing a one simplex-thick simplicial manifold Ω_{AB} that sandwiches between Σ_A and Σ_B , constructing the functions $\psi_A^-(\Sigma_A, \{J_{\bar{b}}, o_{\bar{b}}, X_{i_{\bar{e}}}, G_{\bar{e}}^-\}_{\Sigma_A})$ and $\psi_B^+(\Sigma_B, \{J_{\bar{b}}, o_{\bar{b}}, X_{i_{\bar{e}}}, G_{\bar{e}}^+\}_{\Sigma_B})$, using equation (21) to calculate $\langle \{J_{\bar{b}}, o_{\bar{b}}, X_{i_{\bar{e}}}\}_{\bar{\Sigma}_A}, \bar{\Sigma}_A | \{J_{\bar{b}}, o_{\bar{b}}, X_{i_{\bar{e}}}\}_{\bar{\Sigma}_B}, \bar{\Sigma}_B \rangle$. If there is no Ω_{AB} that fit between Σ_A and Σ_B then the elementary transition amplitude has to be defined to be zero. ■

The elementary transition amplitudes defined above can be further generalized as follows. Let H be an abstract Hilbert space linearly spanned by the spin network state basis defined earlier, S then for any two $|\psi\rangle, |\phi\rangle \in H$, the transition amplitude $\langle \psi | \phi \rangle$ can be defined by extending the elementary transition amplitude by linearity. So our elementary transition amplitudes defines a transition matrix. Then if the index i is considered to represent a coordinate time, the transition matrix evolves any state $|\psi_i\rangle \in H$ at a discrete time instant i to its next time instant $i + 1$. In the case of an arbitrary group G BF theory i may be just an arbitrary parameter to help explore its quantum theory. *But in the case of the Lorentzian quantum gravity, the index i does have some physical relation to time.* (Please see the discussion near the end of the section on the 3 + 1 Formulation of Gravity). *The elementary transition matrix $\langle \{J_{\bar{b}}, o_{\bar{b}}, X_{i_{\bar{e}}}\}_{\bar{\Sigma}_i}, \bar{\Sigma}_i | \{J_{\bar{b}}, o_{\bar{b}}, X_{i_{\bar{e}}}\}_{\bar{\Sigma}_{i+1}}, \bar{\Sigma}_{i+1} \rangle$ so defined helps define a discrete co-ordinate time evolution scheme of BF theory.* In section six, we will explain how to adapt this scheme to gravity by redefining the elementary transition amplitudes.

A close analysis indicates that the **topology change** is built into this formalism. Please see the section on 1 + 1 BF theory for an illustration.

Our spin network functionals in four dimensions for the BF theory and those for gravity that will be discussed later are similar to those in canonical quantum gravity on a triangulated three manifold formulated by Thiemann [13], [14]. In Thiemann's formulation, the spin networks are constructed using parallel propagators associated with the edges of the three-simplices of a triangulation of a

three manifold. These parallel propagators are constructed out of the path ordered integral $P \exp(-\int A)$ of the Ashtekar-Sen connection [11] on the manifold. Our spin network functionals are constructed using the parallel propagators $g_{\tilde{e}}$ associated with the edges \tilde{e} of the four-simplices in the four dimensional slices Ω_i . The four dimensional slices Ω_i can be considered as thickened 3D simplicial surfaces. In our formulation the physical meaning of the parallel propagators g 's is clear.

Further work that needs to be done on the theoretical constructions developed in this section will be discussed at the end of this article.

6 The 1 + 1 splitting of the 2D gravity.

In 1 + 1 dimensions the spin network functionals are mathematically simple. Here the 2D manifold is foliated by 1D curves. To simplify our discussion, let us restrict ourselves to conjugate equivalent representations, but conjugate inequivalent representations can be easily included by adding additional delta functions in the transition amplitude calculations.

6.1 The one circle to one circle elementary transition amplitude.

Assume Ω_i for a given i is topologically a cylinder. This means that Σ_i and Σ_{i+1} are topologically circles.

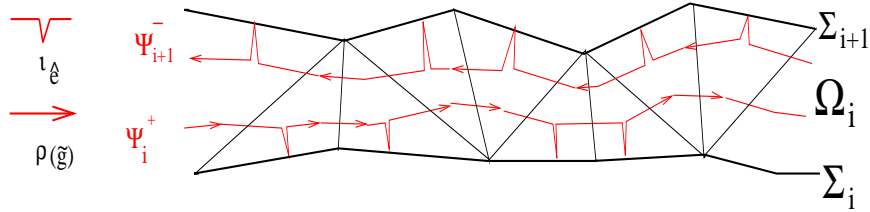


Figure 6: The 2D foliation.

In figure(6), two consecutive foliating hypersurfaces, Ω_i and the spin network functionals in between them are shown. Only part of the cylinder has been shown. The intertwiners are given by equation(29). The $\delta_{J_{\hat{b}_1} J_{\hat{b}_2}}$ term in the intertwiners specifies that the $J_{\hat{b}}$ are the same for all \hat{b} belonging to a hypersurface Σ_i . Let it be J_i (J_{i+1}) for Σ_i (Σ_{i+1}). Let us assume the $o_{\hat{b}}$ are same for all the bones on each circle of the foliations and we will comment on more general cases later. Let each Σ_i (Σ_{i+1}) be made of N_i (N_{i+1}) edges. Using expressions for the intertwiners given in equation (29), the spin network

functionals can be calculated as

$$\psi_i^+ = \text{Tr}(\rho_{J_i}(\prod_{\{\bar{e}\} \in \Omega_i} g_{\bar{e}}))$$

and

$$\psi_{i+1}^- = \text{Tr}(\rho_{J_{i+1}}(\prod_{\bar{e} \in \Omega_i} g_{\bar{e}})),$$

where the powers of $d_j^{\frac{1}{2}}$ in ψ_i^+ , ψ_{i+1}^- in equation (14) and equation (15) from the bone amplitudes and intertwiners cancel each other. The $\{g_{\bar{e}}\}_i$ are multiplied according to the order defined by the topological continuity of Ω_i and orientation \bar{o}_i . But since we restricted ourselves to conjugate equivalent representations, the spin network functionals are independent of the orientations $o_{\bar{b}}$.

In the 1 + 1 formalism there is no internal holonomy between the foliations. The elementary transition amplitudes can be calculated using equation (16) as follows:

$$\begin{aligned} \langle \psi_i^+, \psi_{i+1}^- \rangle &= \int \psi_i^+ \psi_{i+1}^- \prod_{\{\bar{e}\} \in \Omega_i} dg_{\bar{e}} \\ &= \int \text{Tr}(\rho_{J_i}(\prod_{\{\bar{e}\} \in \Omega_i} g_{\bar{e}})) \text{Tr}(\bar{\rho}_{J_{i+1}}(\prod_{\{\bar{e}\} \in \Omega_i} g_{\bar{e}})) \prod_{\{\bar{e}\} \in \Omega_i} dg_{\bar{e}} \\ &= \delta_{J_i J_{i+1}}, \end{aligned}$$

where M_i is the number of edges in Ω_i . It is interesting to see that the elementary transition amplitude does not depend on the triangulation.

6.2 The n -circle to m -circle elementary transition amplitude

The case where a two-manifold transforms from two circle topology to one-circle topology is shown in figure (7). The triangulation makes the circles look like triangles.

The spin network functionals ψ_{i+2}^- and ψ_{i+1}^+ are exactly same as in the previous section. Therefore the transition amplitude between them is the same as before, $\delta_{J_{i+1} J_{i+2}}$. The ψ_i^+ is made of a product of two one-circle spin network functionals.

The ψ_{i+1}^- is also a product of two one-circle spin network functionals except that it is missing a factor of d_{j+1} . This is because the $d_{j+1}^{\frac{1}{2}}$ factors from the quantum amplitudes of the bones and the intertwiners do not completely cancel each other. So when the transition amplitude between ψ_{i+1}^- and ψ_i^+ is calculated we get a result of d_{j+1}^{-1} :

$$\begin{aligned} \langle \psi_i^+, \psi_{i+1}^- \rangle &= d_{j+1}^{-1} \langle \psi_i^+, d_{j+1} \psi_{i+1}^- \rangle \\ &= d_{j+1}^{-1} \delta_{J_i J_{i+1}}. \end{aligned}$$

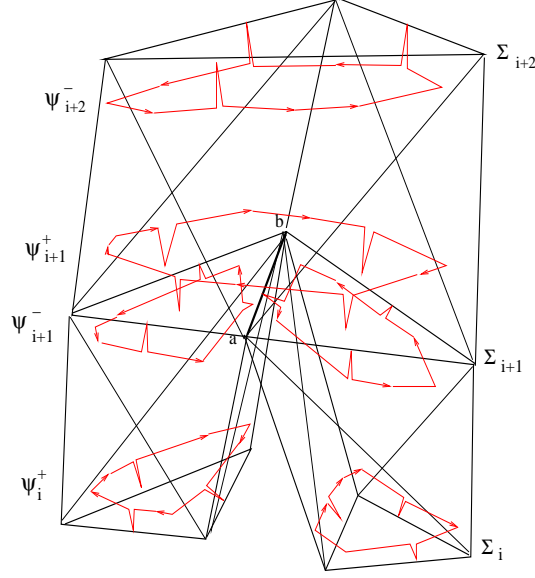


Figure 7: A topology change.

The topologies of Σ_{i+1} and Σ_i are not the same. This suggests that the above result is a quantum amplitude for a topology change from one circle to two circles. The intertwiner of the edge ab in figure(7) at which the two circles intersect contributed a factor of d_{j+1}^{-1} to the elementary transition amplitude.

In figure(8) a triangulation of a two-circle to three-circle transforming 2-manifold is shown.

There are three edges in this case at which the circles intersect each other. Therefore the quantum transition amplitude here is $\delta_{J_i J_{i+1}} d_{J_i}^{-3}$.

In general a n -circle to m -circle changing two-manifold involves $n + m - 2$ of these edges and so the elementary transition amplitude is $\delta_{J_i J_{i+1}} d_{J_i}^{-(n+m-2)}$.

Summary 20 *If the states of the two dimensional BF theory are represented by $|n, J\rangle$ where n is the number of circles in the topology and J is the representation for the spin network states, then*

$$\langle m, J | n, K \rangle = \delta_{J_i J_{i+1}} d_{J_i}^{-(n+m-2)}.$$

It can be clearly seen from the above result that the transition matrix is symmetric and is non-unitary.

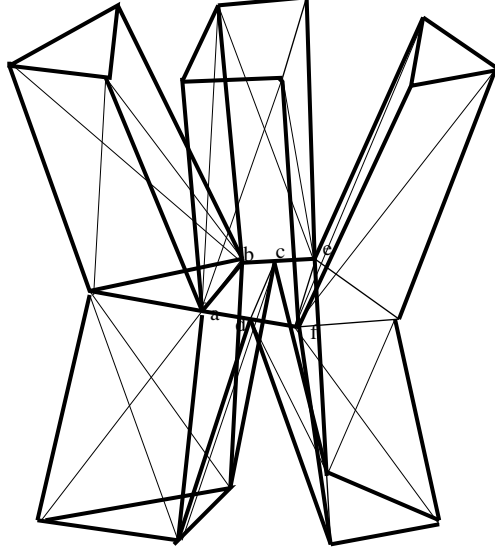


Figure 8: A more complicated topology change.

6.3 Topological invariance of the 2D transition amplitudes

In case of 2D manifolds, the partition function is [7], [18]

$$Z = \sum_J d_J^{\chi(M)} \quad (22)$$

where, χ is the Euler characteristic of M , a topological invariant.

Let Σ_A and Σ_B are two closed 1D manifolds. Let M be a simplicial 2-manifold foliated by N hypersurfaces $\{\Sigma_i\}$ such that $\Sigma_A = \Sigma_1$ and $\Sigma_B = \Sigma_N$. Then the transition amplitude $\langle \Sigma_A, J_A | \Sigma_B, J_B \rangle_M$ can be calculated by multiplying the elementary transition amplitudes $\langle \Sigma_i, J_i | \Sigma_{i+1}, J_{i+1} \rangle$. Since for 2-manifolds the intertwiners require that all the J_b 's are the same we have

$$\langle \Sigma_A, J_A | \Sigma_B, J_B \rangle_M = \delta_{J_A J_B} \prod_{i=1}^{N-1} \langle \Sigma_i, J_A | \Sigma_{i+1}, J_A \rangle_{\Omega_i}.$$

Now consider we have two copies of M , and splice them at their identical ends. Let the resultant manifold be M' . Then, we can show using the calculations leading to equation(22) as done in [7] and [18] that $\langle \Sigma_A, J_A | \Sigma_B, J_B \rangle_M \langle \Sigma_B, J_B | \Sigma_A, J_A \rangle_M$ is nothing but the partition function associated with M' with J fixed to value J_A

$$\begin{aligned} \langle \Sigma_A, J_A | \Sigma_B, J_B \rangle_M^2 &= \langle \Sigma_A, J_A | \Sigma_B, J_B \rangle_M \langle \Sigma_B, J_B | \Sigma_A, J_A \rangle_M \\ &= d_{J_A}^{\chi(M')} \delta_{J_A J_B}. \end{aligned}$$

Now, since the above result is a topological invariant, and the 2-D transition amplitudes are always positive real, we can conclude $\langle \Sigma_A, J_A | \Sigma_B, J_B \rangle_M$ is a topological invariant. This means that the transition amplitude

$$\langle \Sigma_A, J_A | \Sigma_B, J_B \rangle = \sum_M \langle \Sigma_A, J_A | \Sigma_B, J_B \rangle_M$$

where the summation is over all possible M (an arbitrary triangulation for each topology used) that sandwich between Σ_A and Σ_B , is independent of the triangulations of M .

The generalization of this result to higher dimensions is being analyzed and will be published elsewhere.

7 The 3 + 1 formulation of gravity.

Lets go the four dimensional cases after a brief discussion of the 3D Riemannian case. The 3D Riemannian gravity is equivalent to the 3D BF theory for the group $SU(2)$. The intertwiners are just the $3J$ symbols of $SU(2)$. The spin network functionals are essentially the same as that of the Ashtekar-Barbero Euclidean canonical quantum gravity formalism [19]. Here the spin network functionals live on the two dimensional foliating surfaces.

In the case of the $SO(4)$ Riemannian gravity, the most popular proposal is the Barrett-Crane model [10], which was derived by imposing the Barrett-Crane constraints on the spin foam model of the $SO(4)$ BF theory. The Barrett-Crane constraints are basically the discretized Plebanski constraints.

The Barrett-Crane constraints are implemented on the $SO(4)$ BF theory given by equation (10) by using the following conditions¹⁰:

1. The J_b are restricted to the simple representations of $SO(4)$ [10], [41].
2. The intertwiners are restricted to the Barrett-Crane intertwiners given in equation (34) [10].

Please see appendix C for the definitions of the simple representations and the Barrett-Crane intertwiner.

To simplify the calculation of the edge integrals, the directions of the holonomies in the derivation of the spin foam model can be chosen as illustrated in figure (9). The parallel sets of arrows indicate the direction in which the holonomies are traversed through the edges of a four-simplex. Please refer to appendix A and B for more information.

¹⁰The model so obtained may differ from the Barrett-Crane model by the amplitudes of the lower dimensional (< 4) simplices. We believe that the imposition of the Barrett-Crane constraints are not yet derived in a way that can be rigorously related to any discretized form of the gravity Lagrangian. Because of this the amplitudes of the lower dimensional simplices are not yet fixed. For simplicity, here we assume that these quantum amplitude are same as that of the BF spin foam model.

The spin network functionals $\psi_i^\pm = \psi^\pm(\Sigma_i, \{J_b, o_b, X_{i_e}, G_b^\pm\}_{\Sigma_i})$ of the $SO(4)$ BF theory can be adapted to gravity by restricting the J_b 's to the simple representations and the intertwiners i_e to the Barrett-Crane intertwiners [10]. Let $h : S^3 \rightarrow SU(2)$ be a mapping and ρ_J be the J representation of $SU(2)$. Then the Barrett-Crane intertwiner can be rewritten as (derived in appendix C)

$$i_{l_1 r_1 l_2 r_2 l_3 r_3 l_4 r_4}^{J_1 J_2 \bar{J}_3 \bar{J}_4} = \int_{S^3} dx \rho_{r_1 J_1}^{l_1}(h(x)) \rho_{r_2 J_2}^{l_2}(h(x)) \rho_{l_3 J_3}^{r_3}(h^{-1}(x)) \rho_{l_4 J_4}^{r_4}(h^{-1}(x)).$$

Definition 21 *The elementary transition amplitudes (ψ_i^+, ψ_{i+1}^-) defined in equation (16) can be reformulated for Riemannian gravity as*

$$(\psi_i^+, \psi_{i+1}^-) = \tilde{P}_{BC} \int \psi_i^+ \psi_{i+1}^- \prod_{\tilde{b} \in \Omega_i} \delta(H_{\tilde{b}}) \prod_{\tilde{e} \in \Omega_i} dg_{\tilde{e}}, \quad (23)$$

where \tilde{P}_{BC} is the projector which imposes the Barrett-Crane constraints on the intertwiners associated with the edges \tilde{e} .

Any three-simplicial hypersurface Σ with the J 's interpreted as the sizes of the edges of its three-simplices, which are assumed to be flat [21], describes a discrete geometry. In this sense the above equation assigns quantum amplitudes for a history of geometries [7].

In the case of Riemannian gravity the final spin network functional has been constructed on the homogenous space $S^3 = SO(4)/SU(2)$ corresponding to the subgroup $SU(2)$.

In the case of $SO(3, 1) \approx SL(2, C)$, imposing the Barrett-Crane constraints can potentially lead to three different types of spin foam models relating to the three different homogenous space of $SO(3, 1)$ corresponding to the subgroups $SO(3)$, $SU(1, 1)$ or $E(2)$ [22]. The first case has been more investigated than the other two and is the most interesting in the context of our $3+1$ formulation. In this case, the theory is defined [22] by replacing S^3 in the Euclidean formalism defined above by H^+ the homogenous space $SL(2, C)/SU(2)$. H^+ is the space of the upper sheet of the two-sheeted hyperboloid of $4D$ Minkowski space-time. The related spin network functional of the $3+1$ formulation is made of the infinite dimensional representations of the Lorentz group. Here the J_b values are continuous (more precisely, imaginary). An element x of H^+ , is assigned to each side of each edge of the 4-simplices. The asymptotic limit [23] of the theory is controlled by the Einstein-Regge action [21] of gravity [23]. In the asymptotic limit the dominant contribution (non-degenerate sector) to the spin foam amplitude is when the x values are normals to the edges in the simplicial geometry defined by the J_b values as before. This means in the asymptotic limit the foliating simplicial 3-surfaces act as space-like simplicial 3-surfaces of a simplicial 4-geometry defined by the J_b values. This suggests that in the asymptotic limit a certain sense of time exists in the order of the foliating hypersurfaces.

In case of a $H^- \approx SL(2, C)/SU(1, 1)$ based spin foam model the J_b are both discrete and continuous [24]. The spin network functionals for the Lorentzian quantum gravity are being currently studied and will be published elsewhere.

8 Discussion and comments.

Now let us compare our formalism in the previous section to that of the canonical quantum formulation.

- The Gauss constraint has been implemented in our formalism by the use of the gauge invariant spin network functionals for the quantum states. There is an important difference between the two formulations in the case of the Lorentzian quantum gravity. It is that the spin network functionals are made of the finite dimensional representations [12] in the canonical formalism, while here they are made of infinite dimensional representations [22]. This difference needs to be investigated.
- The coordinate independence has been implemented here at the classical level by the use of the discretized action.
- The Hamiltonian constraint of canonical quantum gravity contains evolution information. So it essentially should be contained in the definition of the elementary transition amplitudes given in equation (23).

Our formulation has brought the spin foams closer to canonical quantum gravity in the formal set up and in certain details. Our formulation has both the features of spin foam models and the canonical formulation. Since the spin foams are derived from the discretized action, it is reasonable to say that the canonical formulation can be further related to the spin foam model of gravity by studying the continuum limit. But before that, we believe the imposition of Barrett-Crane constraints on the BF spin foams has to be rigorously derived from a discrete action and the amplitudes of the lower dimensional simplices fixed (please see [25] for more discussion on this).

One of the problems with canonical quantum gravity is in defining a proper Hamiltonian constraint operator. The proposal by Thiemann [13] for a Hamiltonian constraint operator appears to be set back by anomalies [26]. By studying the continuum limit of our elementary transition amplitudes one might be able to get a useful physical Hamiltonian operator (physical inner product) for canonical quantum gravity.

There are many open questions that need to be addressed, such as:

- What can we learn from this approach about the physics of quantum gravity? For example, is quantum gravity unitary?
- What are the potential applications to the physical problems?
- What is the continuum limit?
- How to include the topologies in our theory that were excluded by the conditions that were specified in the beginning of section three?
- How to include matter?

9 Acknowledgements.

I am grateful to George Sparling for discussions, encouragement and guidance in developing this article and in learning the material. I thank Allen Janis for discussions, support and encouragement. I thank Jorge Pullin and Alejandro Perez for discussions and correspondences while learning the foundations for this research. I thank John Baez for correspondences regarding this article and in helping me learn the material.

A Calculation of edge integrals for compact groups.

Let G be a compact group. Intertwiners are required for the calculation of the following integral, which we refer to as the edge integral:

$$\int dg \bigotimes_l \rho_{J_l}(g) = \sum_i i\bar{v}. \quad (24)$$

where the bar denotes adjoint operation.

Explicitly, the above equation is

$$\int dg \rho_{n_1 J_{b_1}}^{m_1}(g) \rho_{n_2 J_{b_1}}^{m_2}(g) \dots \rho_{n_3 J_{b_3}}^{m_3}(g) = \sum_X i_{J_{b_1} J_{b_2} \dots J_{b_N} X}^{m_1 m_2 \dots m_N} \bar{i}_{n_1 n_2 \dots n_N}^{J_{b_1} J_{b_2} \dots J_{b_N} X}, \quad (25)$$

where b_1, b_2, \dots, b_N are the bones that pass through an edge e . Each value of X identifies a unique intertwiner.

In the calculation of the above edge integral, it is assumed that the holonomies are traversed through the edge of a simplex in the same direction as in the derivation of the BF spin foam model in section two. But usually the directions are random. Reversing the direction of a holonomy is equivalent to complex conjugating (the inverse of the transpose) the representations in the edge integral. To simplify the calculation of the edge integrals, the directions of the holonomies can be chosen appropriately, as illustrated in figure (9) in 2, 3 and 4 dimensions.

For convenience we adjoin one or more of the ρ 's as needed which is equivalent to choosing the direction of the holonomies. Let $\alpha_{J_1}^{m_1}, \beta_{J_2}^{m_2}$ be the basis of the G -vector components in the J_1 and J_2 representations. Then the tensor product of these two can be expanded as follows in terms of the Clebsch-Gordan coefficients:

$$\alpha_{J_1}^{m_1} \beta_{J_2}^{m_2} = \sum_{\{J_3, r\}} C_{\{J_3, r\} m_3}^{J_1 m_1 J_2 m_2} \gamma_{\{J_3, r\}}^{m_3}, \quad (26)$$

where the $\gamma_{J_3 r}^{m_3}$ are the components of a G -vector in the J_3 representation. The variable r denotes the various copies of the same representation in the outer sum.

Let d_{J_b} be the dimension of the J_b representation of the group. The intertwiners are calculated using the following two identities:

$$\int dg \rho_{n_1 J_1}^{m_1}(g) \bar{\rho}_{n_2 J_2}^{m_2}(g) = \frac{1}{d_{J_1}} \delta_{J_1 J_1} \delta^{m_1 m_2} \delta_{n_1 n_2}, \quad (27)$$

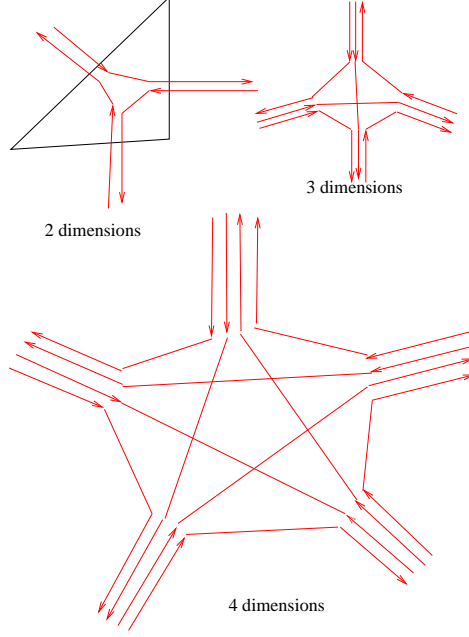


Figure 9: Holonomy Directions.

and

$$\rho_{n_1 J_1}^{m_1}(g) \rho_{n_2 J_2}^{m_2}(g) = \sum_{J_3 r} \sum_{m_3, n_3} C_{\{J_3, r\} m_3}^{J_1 m_1 J_2 m_2} C_{J_1 n_1 J_2 n_2}^{\{J_3, r\} n_3} \rho_{n_3 J_3}^{m_3}(g), \quad (28)$$

where the $C_{\{J_3, r\} m_3}^{J_1 m_1 J_2 m_2}$ are the Clebsch-Gordan coefficients, $C_{J_1 n_1 J_2 n_2}^{\{J_3, r\} n_3}$ is the adjoint of $C_{\{J_3, r\} n_3}^{J_1 n_1 J_2 n_2}$. $C_{\{J_3, r\} n_3}^{J_1 n_1 J_2 n_2}$ is also the inverse of $C_{J_1 n_1 J_2 n_2}^{\{J_3, r\} n_3}$ because of unitarity. I refer to [27] for more information.

From equation (27) we can define the intertwiners in two dimensional space:

$$i_{J_{b_1} \bar{J}_{b_2}}^{m_{b_1} m_{b_2}} = i_{\bar{m}_{b_1} \bar{m}_{b_2}}^{J_{b_1} \bar{J}_{b_2}} = \frac{1}{\sqrt{d_{J_{b_1}}}} \delta_{J_{b_1} J_{b_2}} \delta^{m_{b_1} m_{b_2}}. \quad (29)$$

where the \bar{J} is the conjugate representation of J .

The edge integral in equation (25) in three dimensions, using equations (27) and (28), is given by

$$\begin{aligned} \int dg \rho_{n_1 J_1}^{m_1}(g) \rho_{n_2 J_2}^{m_2}(g) \bar{\rho}_{n_3 J_3}^{m_3}(g) &= \int dg \sum_{J, t} C_{\{J, t\} m}^{J_1 m_1 J_2 m_2} C_{J_1 n_1 J_2 n_2}^{\{J, t\} n} \rho_{n J}^m(g) \bar{\rho}_{n_3 J_3}^{m_3}(g) \\ &= \sum_{J, t} \frac{1}{d_{J_3}} C_{\{J_3, t\} m}^{J_1 m_1 J_2 m_2} C_{J_1 n_1 J_2 n_2}^{\{J_3, t\} n} \end{aligned} \quad (30)$$

This calculation has summarised in figure (10). From equation (30) the intertwiners can be defined by comparing this to (24) as follows:

$$i_{J_1 J_2 J_3, t}^{m_1 m_2 m} = \frac{1}{\sqrt{d_{J_3}}} C_{\{J_3, t\} m}^{J_1 m_1 J_2 m_2}. \quad (31)$$

Also we can identify that the role of variable X in (25) is played here by t . The calculation of 2D edge integrals is summarised in figure (10), where the summation over t is not shown.

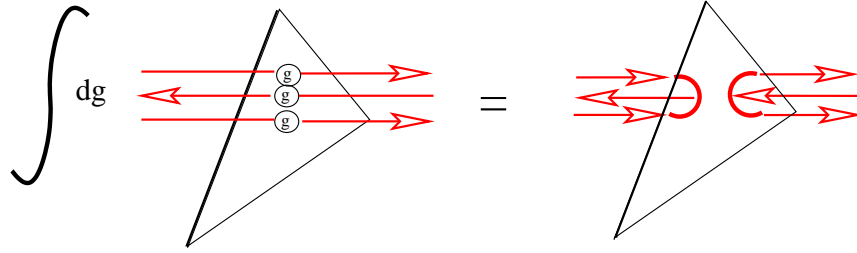


Figure 10: The edge integral in three dimensions.

B Edge integrals in four dimensions.

Here we calculate the following edge integral, which is written according to the directions for the holonomies in figure (9):

$$\begin{aligned} & \int dg \rho_{n_1 J_1}^{m_1}(g) \rho_{n_2 J_2}^{m_2}(g) \bar{\rho}_{n_3 J_3}^{m_3}(g) \bar{\rho}_{n_4 J_4}^{m_4}(g) \\ &= \int dg \sum_{J_5, t} C_{\{J_5, t\} m_5}^{J_1 m_1 J_2 m_2} C_{J_1 n_1 J_2 n_2}^{\{J_5, t\} n_5} \rho_{n_5 J_5}^{m_5}(g) \sum_{J_6, r} C_{J_3 m_3 J_4 m_4}^{\{J_6, r\} m_6 r} C_{\{J_6, r\} n_6}^{J_3 n_3 J_4 n_4} \bar{\rho}_{n_6 J_6}^{m_6}(g) \\ &= \sum_{J, r, t} \sum_{k, l} \frac{1}{d_J} C_{\{J, t\} k}^{J_1 m_1 J_2 m_2} C_{J_1 n_1 J_2 n_2}^{\{J, t\} l} C_{J_3 m_3 J_4 m_4}^{\{J, r\} k} C_{\{J, r\} l}^{J_3 n_3 J_4 n_4}, \end{aligned}$$

from which we can identify the intertwiners and X as

$$i_{J_1 J_2 J_3 J_4 \{J, t, r\}}^{m_1 m_2 m_3 m_4} = \frac{1}{\sqrt{d_J}} \sum_l C_{J_1 m_1 J_2 m_2}^{\{J, r\} l} C_{\{J, t\} l}^{J_3 m_3 J_4 m_4}$$

$$X = \{J, t, r\},$$

which can be diagrammatically represented as in figure (11).

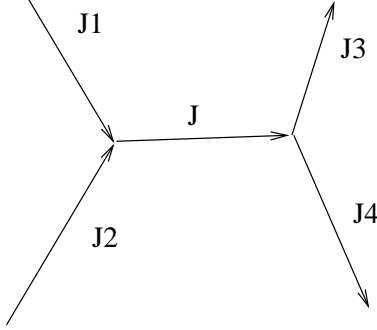


Figure 11: 4D $SO(4)$ BF Intertwiner

C The Barrett-Crane intertwiner.

Riemannian quantum gravity is built on the representation theory of $SO(4)$. Because of the isomorphism $SO(4) \cong SU(2) \otimes SU(2)$, each irreducible representation of $SO(4)$ is labelled by a pair of $SU(2)$ representations (J_L, J_R) . The Clebsch-Gordan coefficients of $SO(4)$ are just the tensor product of two $SU(2)$ Clebsch-Gordan coefficients. Since the $SU(2)$ representations are conjugate equivalent, so are the representations of $SO(4)$. Application of the Barrett-Crane constraints restricts the representations to those for which $J_L = J_R$ [10]. These are called the simple representations. The Barrett-Crane intertwiner is defined using the Clebsch-Gordan coefficients as given below, where the C are the Clebsch-Gordan coefficient for $SO(4)$ (no multiplicities), with all the J 's restricted to simple representations:

$$i_{m_1 m_2 m_3 m_4}^{J_1 J_2 \bar{J}_3 \bar{J}_4} = \sum_J \frac{1}{d_J} \sum_k C_{J_1 m_1 J_2 m_2}^{Jk} C_{Jk}^{J_3 m_3 J_4 m_4}. \quad (32)$$

An important property of the above intertwiner is that, it does not depend on how you make the split in the four J 's into two pair of J 's, to write the right hand side.

The above intertwiner can be written in a different way. Each m_i in equation (32) can be explicitly represented as a pair, (l_i, r_i) . So equation (32) can be rewritten as follows:

$$\begin{aligned} i_{l_1 r_1 l_2 r_2 l_3 r_3 l_4 r_4}^{J_1 J_2 \bar{J}_3 \bar{J}_4} &= \sum_J \frac{1}{d_J} \sum_{l, r} C_{J_1 r_1 J_2 r_2}^{Jr} C_{Jl}^{J_1 l_1 J_2 l_2} C_{J_3 l_3 J_4 l_4}^{Jl} C_{Jr}^{J_3 r_3 J_4 r_4} \\ &= \sum_J d_J \int dh \rho_{r_1 J_1}^{l_1}(h) \rho_{r_2 J_2}^{l_2}(h) \bar{\rho}_{rJ}^l(h) \int d\bar{h} \bar{\rho}_{r_3 J_3}^{l_3}(\bar{h}) \bar{\rho}_{r_4 J_4}^{l_4}(\bar{h}) \rho_{rJ}^l(\bar{h}) \\ &= \int dh \rho_{r_1 J_1}^{l_1}(h) \rho_{r_2 J_2}^{l_2}(h) \int d\bar{h} \bar{\rho}_{r_3 J_3}^{l_3}(\bar{h}) \bar{\rho}_{r_4 J_4}^{l_4}(\bar{h}) \sum_J d_J \bar{\rho}_{r_3 J}^{l_3}(h) \rho_{rJ}^l(\bar{h}) \end{aligned}$$

$$\begin{aligned}
&= \int dh \rho_{r_1 J_1}^{l_1}(h) \rho_{r_2 J_2}^{l_2}(h) \int d\dot{h} \bar{\rho}_{r_3 J_3}^{l_3}(\dot{h}) \bar{\rho}_{r_4 J_4}^{l_4}(\dot{h}) \delta(h^{-1} \dot{h}) \\
&= \int dh \rho_{r_1 J_1}^{l_1}(h) \rho_{r_2 J_2}^{l_2}(h) \bar{\rho}_{r_3 J_3}^{l_3}(h) \bar{\rho}_{r_4 J_4}^{l_4}(h) \\
&= \int dh \rho_{r_1 J_1}^{l_1}(h) \rho_{r_2 J_2}^{l_2}(h) \rho_{l_3 J_3}^{r_3}(h^{-1}) \rho_{l_4 J_4}^{r_4}(h^{-1}), \tag{33}
\end{aligned}$$

where \dot{h} and h belong to $SU(2)$.

Restricting the representation to simple ones effectively reduces the harmonic analysis on $SO(4)$ to S^3 .

In the last equation, h must be seen as an element of S^3 instead of $SU(2)$. Let $h : S^3 \rightarrow SU(2)$ is a bijective mapping. Then the Barrett-Crane intertwiner can be rewritten as

$$i_{l_1 r_1 l_2 r_2 l_3 r_3 l_4 r_4}^{J_1 J_2 J_3 J_4} = \int_{S^3} dx \rho_{r_1 J_1}^{l_1}(h(x)) \rho_{r_2 J_2}^{l_2}(h(x)) \rho_{l_3 J_3}^{r_3}(h^{-1}(x)) \rho_{l_4 J_4}^{r_4}(h^{-1}(x)). \tag{34}$$

References

- [1] A.S. Schwarz, Lett. Math. Phys. 2 (1978) 247; Commun. Math. Phys. 67 (1979) 1; G. Horowitz, Commun. Math. Phys. 125 (1989) 417; M. Blau and G. Thompson, Ann. Phys. 209 (1991) 129.
- [2] G. Ponzano and T. Regge, Semiclassical Limit of Racah Coefficients, Spectroscopy and Group Theoretical Methods in Physics, F. Block et al (Eds), North-Holland, Amsterdam, 1968.
- [3] R. Penrose-Angular momentum: an approach to combinatorial space-time, Quantum Theory and Beyond, essays and discussions arising from a colloquium, Edited by Ted Bastin, Cambridge University Press, 1971.
- [4] C. Rovelli, The projector on physical states in loop quantum gravity, Preprint available as arXiv:gr-qc/9806121; C. Rovelli and M. P. Reisenberger, "Sum over Surfaces" form of Loop Quantum Gravity, arXiv:gr-qc/9612035.
- [5] F. Markopoulou and L. Smolin, Causal evolution of spin networks, Nucl.Phys. B,508:409–430, 1997.
- [6] F. Markopoulou, Dual formulation of spin network evolution, Preprint available as gr-qc/9704013.
- [7] J. C. Baez, An Introduction to Spin Foam Models of Quantum Gravity and BF Theory, Lect.Notes.Phys., 543:25–94, 2000
- [8] A. Perez, Spin Foam Models for Quantum Gravity, Preprint available as arXiv:gr-qc/0301113.

- [9] H. Ooguri, Topological Lattice Models in Four Dimensions, *Mod.Phys.Lett. A*, 7:2799–2810, 1992.
- [10] J. W. Barrett and L. Crane, Relativistic Spin Networks and Quantum Gravity. *J.Math.Phys.*, 39:3296–3302, 1998.
- [11] A. Ashtekar, Lectures on non Perturbative Canonical Gravity, Word Scientific, 1991.
- [12] C. Rovelli and L. Smolin, Spin Networks and Quantum Gravity, Preprint available as gr-qc 9505006.
- [13] T. Thiemann, Anomaly-free formulation of non-perturbative, four-dimensional Lorentzian quantum gravity, Preprint available as arXiv:gr-qc/9606088.
- [14] R. Borissov, R. Pietri and C. Rovelli, Matrix Elements of Thiemann’s Hamiltonian Constraint in Loop Quantum Gravity, Preprint available as arXiv:gr-qc/9703090.
- [15] M. P. Reisenberger, On Relativistic Spin Network Vertices, *J. Math. Phys.*, 40:2046–2054, 1999.
- [16] R. De. Pietri and L. Freidel, $SO(4)$ Plebanski Action and Relativistic Spin Foam Model. *Class.Quant.Grav.*, 16:2187–2196, 1999.
- [17] N. Ja. Vilenkin and A. U. Klimyk, Representation theory of Lie groups and Special Functions. Volume 1, Kluwer Academic Publisher, Dordrecht, The Netherlands, 1993.
- [18] A. Perez, Spin Foam Models for Quantum Gravity, Ph.D. Thesis, University of Pittsburgh, Pittsburgh, USA 2001.
- [19] J. F. Barbero, Real Ashtekar Variables for Lorentzian Signature Space Times. *Phys. Rev.*, D51:5507–5510, 1995.
- [20] M. P. Reisenberger, “Worksheet formulations of gauge theories and gravity”, gr-qc/9412035
- [21] T. Regge, General Relativity without Coordinates, *Nuovo Cimento* 19 (1961) 558-571.
- [22] J. W. Barrett and L. Crane, A Lorentzian Signature Model for Quantum General Relativity, *Class.Quant.Grav.*, 17:3101–3118, 2000.
- [23] J. W. Barrett and C. Steele, Asymptotics of relativistic spin networks, Preprint available as arXiv:gr-qc/0209023..
- [24] A. Perez and C. Rovelli, 3+1 Spin foam Model of Quantum gravity with Spacelike and Timelike Components, Preprint available as arXiv:gr-qc/0011037.

- [25] M. Bojowald and A. Perez, Spin Foam Quantization and Anomalies, Preprint gr-qc/0303026
- [26] R. Gambini, J. Lewandowski, D. Marolf and G. Pullin, On the consistency of the constraint algebra in spin network quantum gravity, Preprint available as arXiv:gr-qc/9710018
- [27] N. Ja. Vilenkin and A. U. Klimyk Representation theory of Lie groups and Special Functions, Recent advances, Kluwer Academic Publisher, Dordrecht, The Netherlands, 1995.
- [28] J. C. Baez, Spin Foam Models, Class Quant Grav 15 (1998) 1827-1858; gr-qc/9709052.
- [29] J. C. Baez, J. D. Christenson, Thomas R. Halford, and D. C. Tsang, Spin foam models of Riemannian quantum gravity, Preprint arXiv:gr-qc/0202017.
- [30] C. Rovelli, The basis of the Ponzano-Regge-Turaev-Viro-Ooguri quantum-gravity model is the Loop Representation basis, Preprint available as arXiv:hep-th/9304164.
- [31] D. Oriti and R. M. Williams, Gluing 4-simplices: a derivation of the Barrett-Crane spin foam model for Euclidean quantum gravity, Preprint available: arXiv:gr-qc/0010031.
- [32] D. A. Varshalovich, A. N. Moskalev and V. K. Khersonskii, Quantum Theory of Angular Momentum, World Scientific, 1988.
- [33] V. Turaev and O. Viro, State sum invariants of 3-manifolds and quantum 6j symbols, Topology 31(1992), 865-902.
- [34] M. P. Reisenberger, Worksheet formulations of gauge theories and gravity, arXiv:gr-qc/9412035.
- [35] A. Perez, C. Rovelli, Observables in quantum gravity, Preprint arXiv:gr-qc/0104034.
- [36] M. Arnsdorf, Relating canonical and covariant approaches to triangulated models of quantum gravity, Preprint arXiv:gr-qc/0110026.
- [37] E. R. Livine, Projected Spin Networks for Lorentz connection: Linking Spin Foams and Loop Gravity, Preprint arXiv:gr-qc/0207084.
- [38] A. Perez and C. Rovelli, Spin foam model for Lorentzian General Relativity, Preprint arXiv:gr-qc/0009021
- [39] L. Freidel and K. Krasnov, Simple Spin Networks as Feynman Graphs, Preprint available as hep-th/9903192.

- [40] H. Ooguri, Partition Functions and Topology-Changing Amplitudes in the 3D Lattice Gravity of Ponzano and Regge, Preprint available as arXiv:hep-th/9112072.
- [41] M. P. Reisenberger, Classical Euclidean general relativity from "left-handed area = right-handed area", arXiv:gr-qc/9804061.