

A review of conventional explanations of anomalous observations during solar eclipses

Chris P. Duif^{1,2}

¹ Interfaculty Reactor Institute, Delft Univ. of Technology,
Mekelweg 15, 2629 JB, Delft, The Netherlands

² ANOPHE, Haagwinde 49, 1391 XX Abcoude,
The Netherlands

eMail: c.p.duif@iri.tudelft.nl / chrisd@space-time.info

Abstract

Conventional explanations for observations of anomalous behaviour of mechanical systems during solar eclipses are critically reviewed. These observations include the work of Allais with paraconical pendula, those of Saxl and Allen with a torsion pendulum and measurements with gravimeters. Attempts of replications of these experiments and recent gravimeter results are discussed and unpublished data by Latham and by Saxl et al. is presented. Some of the data are summarized and reanalyzed. Especially, attention is paid to observations of tilt of the vertical, which seems to play an important role in this matter. Recommendations for future research are given and its possible relevance to the Pioneer Anomaly is discussed. It is concluded that all the proposed conventional explanations either qualitatively or quantitatively fail to explain the observations.

PACS number(s): 04.80.Cc, 4.80.Nn, 95.10.Gi, 91.10.Pp, 04.80.Cc, 94.10.Dy, 92.60.Fm, 92.60.Dj, 91.30.Dk, 91.10.Kg

1. Introduction

In recent years there has been a renewed interest in reports about anomalies during solar eclipses. Realizing that our understanding of gravity at galactic scales may be insufficient (giving rise to theories like MOND [Mil83, SanM02]), the observation of an anomalous acceleration on spacecrafts in the solar system (the Pioneer Anomaly [AndL02]) and even discussions about whether we understand gravity at laboratory scale [MbeL02, GerG02] may have contributed to this renewed interest. Also the (unfinished) project by NASA [NASA99] in 1999 played a role as well as several publications which hypothesized conventional causes for the eclipse phenomena [UnnM01, FlaY03, RuyS03, YanW02].

Since the 1950's there have been several reports on anomalous behaviour of various kinds of mechanical oscillators during solar eclipses. Replications of these experiments by others did not always confirm the existence of these effects, however. Concerning these replications, it must be remarked that most of these were modified versions of the original experimental setups and that the conditions of various solar eclipses (elevation of the Sun during the eclipse, geographical latitude, speed of the shadow, etc.) differ remarkably from one to another. Little attention has been paid to these differences because often only simple classical mechanical mechanisms (*e.g.*, Majorana shielding of gravity [Eck90, Fla96, SliC65]) were considered.

The first publications, by Allais, were about measurements with so-called paraconical pendula [All57, All59, All97]. These reports are still considered to be among the most reliable, not in the least because the results of measurements during two solar eclipses were qualitatively and quantitatively the same (see Figs. 1 and 2). Later, also reports

about observations with torsion pendula [SaxA71] and with Foucault pendula [MihM03] were added to this. Several replications of these experiments yielded negative results [Kuu91, Kuu92, JunJ91]. A re-analysis of the observations of Saxl and Allen during the 1970 solar eclipse in the USA is depicted in Fig. 3.

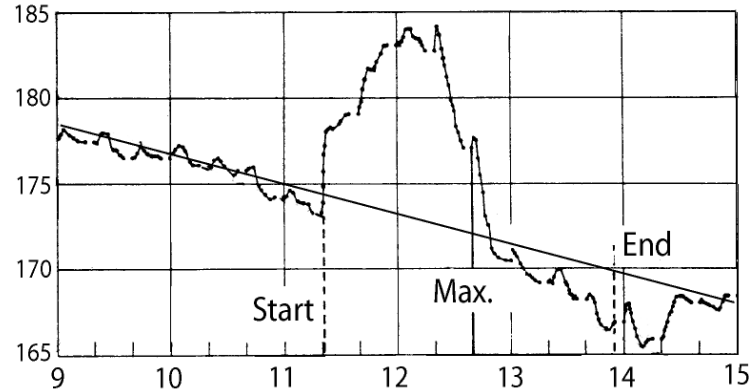


Fig. 1. Measurements during the 1954 solar eclipse with a paraconical pendulum by Allais [All59a, All97]. Vertical axis is the azimuth angle of the pendulum trajectory (in grades, 100 grades=90°), horizontal is local time [h]. Also a linear trend line is shown. Each point is the accumulated effect of 14 min of measurement, pendulum release is every 20 min.

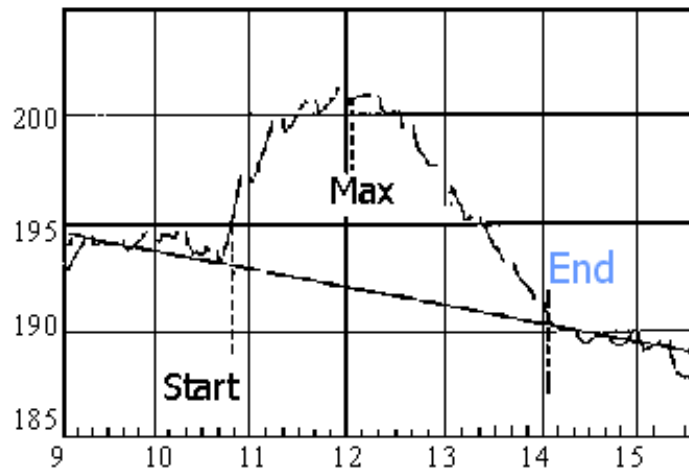


Fig. 2. Measurements during the 2 October 1959 solar eclipse with a paraconical pendulum by Allais [All97]. Vertical axis is the azimuth angle of the pendulum trajectory (grades), horizontal is local time [h].

Latham noticed that the anomalous deviations during the eclipse of the paraconical pendulum of Allais had the same time behaviour as that of the torsion pendulum of Saxl and Allen (change in azimuth angle and change in oscillation period, respectively) [Lat80]. The quantity measured by Allais is actually an integral value, the action building up during the 14 min of measurements. When one fits the Allais data with a smooth curve and takes its derivative, a time behaviour like depicted in Fig. 4 becomes visible. These time-patterns may be important in finding the cause(s) of the effects.

Recently, some positive reports about observations with gravimeters during solar eclipses by a Chinese team [WanY00, YanW02, TanW03] attracted attention. They were performed after a positive result by Mishra and Rao during an eclipse in 1995 in

India [MisR97], see Fig. 5. Measurements with gravimeters by others, however, were all negative [DucS99, Meu00, Tom55]. These earlier negative results with gravimeters led to speculations that the effects were only observable with dynamical measurement devices like torsion pendula [SaxA71].

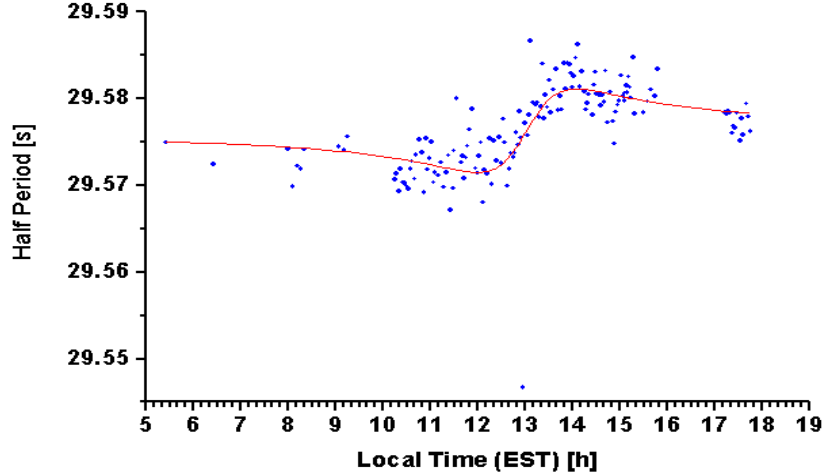


Fig. 3. A reanalysis of the Saxl and Allen data [Dui05]. All separate data points are used, Saxl and Allen combined 5 data points into one and used their standard deviation as value for the error bar. This has little influence on the fitted curve. EST (Eastern Standard Time) = UT – 5 h, also see [USNO]. Onset of the eclipse 12:31 h, maximum 13:40 h, end 14:58 h. The totality at the observation point was ~96.5%.

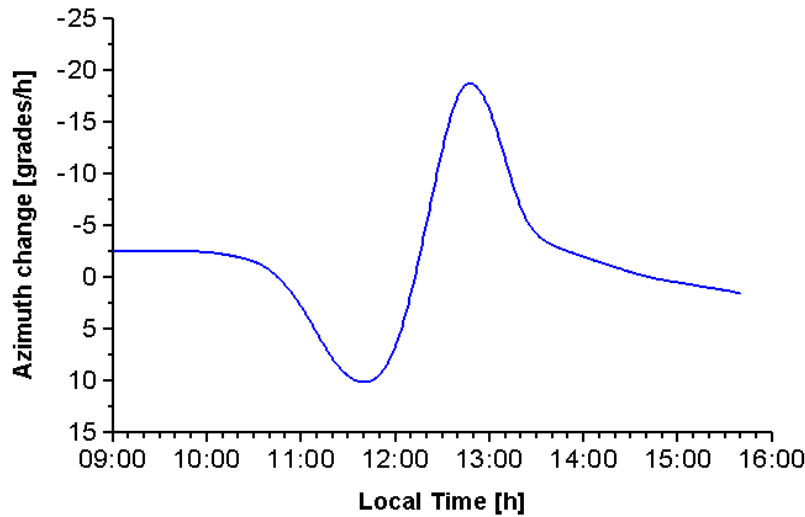


Fig. 4. Change in azimuth angle of the paraconical pendulum of Allais during the 1954 eclipse. Data fitted with a smooth curve and differentiated in order to yield the change per time. Local onset of the eclipse at 11:21 h, maximum at 12:40 h, end at 13:55 h.

It has been suggested [NASA99] that when the observed interactions can not be attributed to conventional causes, it might be related to the anomalous acceleration which is observed on the Pioneer 10 and 11 spacecrafts [AndL02]. The connection between these two phenomena is rather vague, however, and it is probably only a

coincidence that the observed change in acceleration as observed a few times by gravimeters is of the same order of magnitude as the Pioneer anomalous acceleration ($\sim 6 \times 10^{-10} \text{ ms}^{-2}$ [WanY00] and $\sim 1 \times 10^{-10} \text{ ms}^{-2}$ [MisR97] for the gravimeter data, $8.7 \times 10^{-10} \text{ ms}^{-2}$ for the spacecrafts).

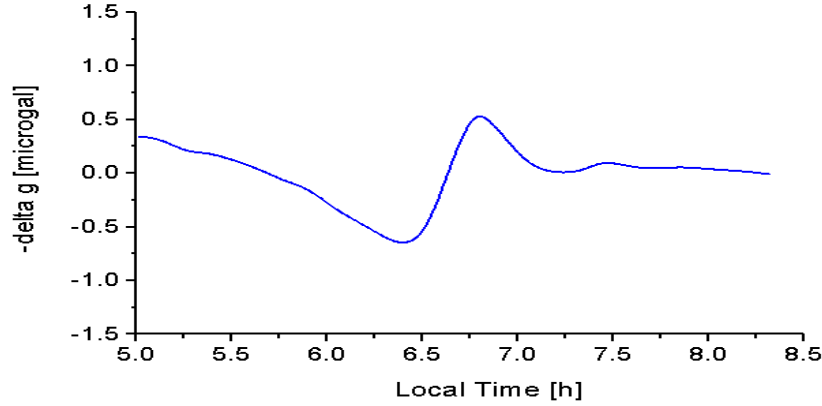


Fig. 5. Measurement by Mishra and Rao with a gravimeter during the 24 October 1995 eclipse in India [MisR97]. Deviations (inverted) from a linear trend curve of the de-tided gravity signal are shown. $1 \mu\text{gal} = 10^{-10} \text{ ms}^{-2}$. Maximum solar coverage between approx. 6:30 h and 7:00 h, according to the authors.

2. Conventional explanations of the observations

Explanations for the anomalous instrument readings during eclipses, based on conventional physics, can be subdivided in 5 kinds, which will be treated subsequently:

1. Seismic disturbances due to increased human activity before and just after an eclipse [UnnM01].
2. Gravitational effects of an increased density air mass spot due to cooling of the upper atmosphere [FlaY03].
3. Tilt due to temperature change of the soil and other atmospheric influences [YanW02, FlaY03].
4. Tilt due to atmospheric loading.
5. Instrumental errors [RuyS03].

2.1. Increased seismic activity

Unnikrishnan et al. [UnnM01] developed a model based on the speculation that the gravity anomaly as observed by Wang et al. [WanY00] might be due to seismic disturbance caused by human activity. Preceding the first contact and after the last phase of the eclipse there will be increased traffic when people move into or out of the eclipse zone which causes the increase of seismic noise. In recent years, this hypothesis has been accepted a few times as a conventional explanation for the observations [*e.g.*, BerT02]. It is, however, highly unlikely to have been taken place during the measurements by Wang et al. Their measurements were performed in a geophysical observation station in a remote area in the North of China where the nearest road is several kilometers away and the experimenters were situated at 200 m distance [Yan04].

A survey of seismic data taken in Southern Belgium during the 1999 eclipse showed no sign at all of such an increased disturbance [Cam04]. Surely, if it was happening, it should be visible in such a densely populated area. Nevertheless, it is highly advisable

that future measurements will be accompanied by the simultaneous measurement of seismic activity.

2.2. Gravitational effects of an increased density spot in the upper atmosphere due to cooling

Van Flandern and Yang modeled a traveling atmospheric excess mass spot due to cooling during the eclipse of higher atmospheric layers (above cloud level) [FlaY03].

Calculations show indeed that, when the density of the cooled spot of the upper atmosphere increases by 0.1% over the whole area of the shadow spot, a moving excess mass of the order of $10^{10} - 10^{11}$ kg is conceivable with its barycentre at an altitude of about 10 km. Taking the maximum value, this would yield a maximal vertical acceleration of

$$a_v = \frac{Gm_{\text{air}}}{(10\text{km})^2} \approx 7 \times 10^{-8} \text{ ms}^{-2},$$

indeed of the right magnitude. This model, however, presumes that air streams from the surrounding with speeds of the order of several 100 m/s. More realistic air speeds would imply that the “mass concentration” lags behind the shadow by at least 15 min (during which it will be already heated again, in thus way reducing the effect). The magnitude of this effect may also be determined by the velocity of the shadow relative to the Earth surface. The magnitude of this varies from 0.5–1.0 km/s, depending on the eclipse.

The amount of barometric pressure increase at sea level of 0.6% which Van Flandern and Yang cite [Geo99] is a rather extreme value, which is confirmed nowhere. Van Ruymbeke et al. [RuyS03] report changes of the order of 0.5 hPa ($\sim 0.05\%$) in Vienna. Farges et al. [FarP03] report pressure changes due to the gravity waves¹ generated by the eclipse of the order of 10 Pa at sea level ($=10^{-5}$ effect). The observed pressure change at sea level should, actually, not be too important in the scenario described by Van Flandern and Yang. What is happening in this scenario is that the relation used for correction for atmospheric pressure change (the so-called admittance factor, e.g., $-0.3 \mu\text{gal mbar}^{-1}$ [DucS99, CroH02]) breaks down.²

A problem is that little information is available about the behaviour of the atmosphere during eclipses at the altitudes used in these calculations. Virtually all publications about atmospheric effects either concern those near ground level or at high altitudes (ionosphere).

Though this model still seems to be a good candidate to explain the anomalous gravimeter behaviour, it certainly cannot account for the effects observed with torsion, paraconical and Foucault pendula, despite the title of the publication by Van Flandern and Yang. These devices have little sensitivity for changes in the vertical component of gravity. For changes of the magnitude of tidal forces ($\sim 50 \mu\text{gal}$), Saxl and Allen determined the influence on the oscillation period of their torsion pendulum to be a factor of 10^5 to small to account for their observations [SaxA71].

¹ A wave disturbance in the atmosphere in which buoyancy (or reduced gravity) acts as the restoring force on fluid parcels displaced from hydrostatic equilibrium. Not to confuse with gravitational waves as predicted by General Relativity.

² Gravimeter signals are often corrected for changes in atmospheric pressure [CroH02]. For the Chinese data no correction was applied. A change in pressure of approx. 1.3 hPa was observed for which the authors conclude that no correction was necessary (effect $\ll 1 \mu\text{gal}$).

2.3. Tilt due to temperature change of the soil and other atmospheric influences

Cooling of the Earth crust due to the eclipse shadow has been mentioned a few times as being responsible for eclipse effects, *e.g.*, by Yang and Wang, who also studied it experimentally [YanW02]. They found a ground tilt $< 10 \mu\text{rad}$ for a temperature drop of 2 K, whereas a tilt of the order of $100 \mu\text{rad}$ would explain the decrease in g of Wang et al. [WanY00] quantitatively.

On the qualitative side, it must be remarked that measurements of soil temperatures show that the drop in temperature due to an eclipse is only noticeable up to a depth of a few cm and that it lags the shadow by about 30 min [L-HY00, EatH97, FokW01] on sunny days. Furthermore, the magnitude of tilt is mainly determined by the gradient in temperature, which is usually not larger during an eclipse than during heating in the morning or cooling at the end of a day.

The measurements by Allais were performed in a basement, those by Saxl and Allen on a concrete floor which was attached to solid rock, which makes sensitivity due to temperature changes of these magnitudes unlikely.

Van Flandern and Yang [FlaY03] proposed that the setups of Allais and Saxl and Allen were sensitive to air currents due to pressure changes at the start of an eclipse. Literature about atmospheric effects during eclipses show that these effects are lagging behind the change of solar radiation and even that turbulence is reduced after totality [FokW01, GirB01].

2.4. Tilt due to atmospheric loading

If a pressure increase occurs during the eclipse, as discussed in Section 2.2, this might also induce a tilt due to deformation of the Earth's crust. According to Rabbel and Zschau [RabZ85], maximum tilts of the order of 50 nrad are to be expected³, too small to account for the observed effects (see also Section 3).

2.5. Instrumental errors

A lot of reports about eclipse anomalies either lack a statistical analysis and/or records of sufficient length in time. A preliminary analysis of the Saxl and Allen data shows that their effect is a 3σ effect compared to normal daily changes in period [Dui05]. Also reports about measurements where no anomalous behaviour was found sometimes only show time windows which are barely larger than the eclipse event [Ruy03].

There are a multitude of causes which can explain disturbances of short duration, like proposed by Van Ruymbeke et al.: "*An effect probably induced by some electrical occurrence due to the special situation of night conditions occurring during the day*" [RuyS03]. Although the data of, *e.g.*, Saxl and Allen [SaxA71] and Kuusela [Kuu92] also show some peaked deviations of many standard deviations magnitude, it must be concluded that causes like those proposed by Van Ruymbeke et al. cannot explain the general behaviour of the observations.

³ Tilts due to tidal effects are of the order of $0.1 \mu\text{rad}$.

3. Observations of tilt

Interesting are observations of tilt during eclipses. Guérin and Gay [GueG99] already stressed the importance of these observations for resolving this enigma. Kuusela observed changes in the angle of his pendulum in the direction approximately perpendicular to the path of the shadow (y -direction) with a maximum of $2\ \mu\text{rad}$ which *seem* to be related to the eclipse [Kuu92], see Fig. 6. No such effect was observed in the x -direction.

Latham describes measurements with a gyroscope during a solar eclipse in Western Australia in 1974 [Lat80]. He did not observe any effect in the gyroscope output, but did observe a tilt of the experimental platform in the E/W direction with a simultaneous operating tiltmeter of approx. $24\ \mu\text{rad}$. see Fig. 7. This is even an order of magnitude larger than the value observed by Kuusela. It was rather puzzling that the gyroscope did not show this rotation in its output. Latham also checked for changes in the value of g at the time of the eclipse in the records of the observatory at Mundaring, Western Australia, and found no indication of such an effect. It cannot be ruled out, however, that the observation was due to an instrument error.

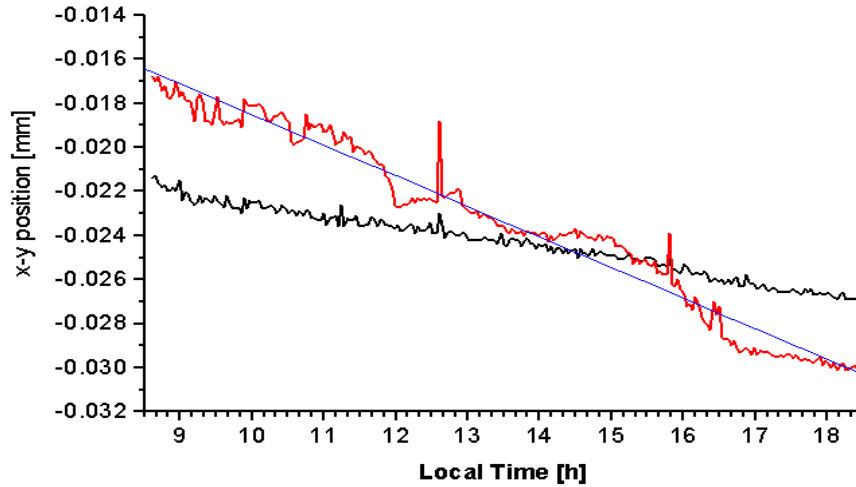


Fig. 6. Deviations of the midpoint of the torsion balance of Kuusela during the 1991 eclipse in Mexico [Kuu92]. Upper trace (red): y -direction, lower trace (black): x -direction. The y -direction is roughly in the direction of the path of the eclipse. The length of the pendulum wire was 1.00 m.

An explanation could be that an extra horizontal force is sometimes generated during an eclipse. Free hanging “tilt meters” like those of Latham and Kuusela are sensitive to such a force while most gravimeters are not (at least, not for forces of this magnitude). This would also explain the lack of response of Latham’s gyroscope, which was sufficiently sensitive to detect such a tilt [Lat80].

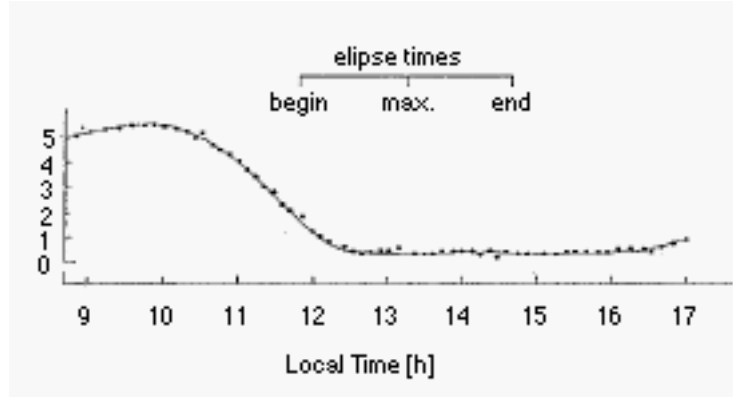


Fig. 7. Tilt as observed by R. Latham [Lat80] with a Talyval level during the June 20, 1974 solar eclipse in Western Australia. Vertical axis is the tilt in the East-West directions in sec of arc. Note that subtracting a linear trendline and inverting gives the same shape as Figs. 3, 4 and 5.

The observations of Kuusela show that the occurrence of tilt does not necessarily have an effect on torsion pendulums. The Saxl and Allen pendulum had an other starting mechanism [SaxA80], however, so in principle it cannot be excluded that this device did have such a sensitivity to tilt. Saxl et al. have examined the sensitivity of their torsion pendulum to tilt a few years after the eclipse observations. Their conclusion was that horizontal movements of the pendulum disk of 0.1 mm would lead to a maximum change in period of 60 μ s [SaxA80], while the observed changes during the eclipse are two orders of magnitude larger. If we take the magnitude found by Latham ($5'' \approx 24 \mu$ rad), for the Saxl and Allen pendulum this would lead to a horizontal displacement of approx. 45 μ m.

Guérin and Gay [GueG99] drew attention to the fact that the method of measurement of Allais with his paraconical pendulum⁴ is in principle sensitive to tilt. Savrov, who did not observe anomalous behaviour with paraconical pendula, used a method less sensitive to this error⁵ [Sav97]. The horizontal displacement for the Allais case will be at most 20 μ m, whereas Allais could read the position on the outer dial to a precision not better than 200 μ m. This seems to rule out tilt of this magnitude as an explanation for the observations of Allais.

4. Conclusions and discussion

Although, despite all proposed conventional explanations fail to explain the observations either qualitatively or quantitatively, it is likely that the reported anomalies will turn out to be due to a combination of some of these effects and instrumental errors. The judgement of some of the experimental results is hampered by the lack of a statistical analysis and/or data of sufficient length. Nevertheless, there exist some strong data which cannot be easily explained away.

Therefore, further experiments during a few solar eclipses are justified (the more, since the costs are 3–4 orders of magnitude lower than a mission for further research on the Pioneer Anomaly).

⁴ Observing the change in azimuth for 14 min and releasing the pendulum at the last observed angle.

⁵ Savrov fitted the trajectory of the pendulum with an ellipse and measured the whole eclipse “with one release” of the pendulum.

Measurements with a single device seem to add little to the current situation. Combined measurements of several pendula and gravimeters together with monitoring of a variety of environmental parameters like seismic activity, atmospheric pressure, temperature, ground water level, etc. are necessary.

If an anomalous eclipse effect does exist, a clever combination of experiments and input from theoretical models will be necessary to reveal its existence. It seems clear that gravitational screening can be ruled out as theoretical explanation. Rather, it will be interesting to investigate gravitational lensing of non-relativistic dark matter (see, e.g., [SikW02, DiLZ03]).

Acknowledgements

The author wishes to thank Dr. Xinshe Yang (Univ. of Swansea, UK) for supplying additional data, Dr. Geoffrey Kolbe (Border Barrels, Scotland) for pointing him at the work of Robert Latham, Dr. Jay Burns (Florida Inst. of Technology) for correspondence, data and donating him the scientific archive of the late Erwin J. Saxl, Dr. Thierry Camelbeeck (ORB) for information about seismic activity in Belgium during the 1999 eclipse and Dr. Tom Kuusela for supplying his 1991 tilt data and additional information.

References

- All57 M.F.C. Allais, *Mouvement du pendule paraconique et éclipse totale de Soleil du 30 juin 1954*, C.R. Acad. Sci. **245** (1957) 2001.
- All59a M.F.C. Allais, *Should the Laws of Gravitation be reconsidered?* part 1, Aero/Space Engineering, Sept. 1959.
- All59b *ibid.*, part 2, Oct. 1959.
- All59c *ibid.*, part 3, Nov. 1959.
- All97 M.F.C. Allais, *L'anisotropie de l'espace* (Clément Juglar, Paris, 1997).
- AndL02 J.D. Anderson, P.A. Laing, E.L. Lau, A.S. Liu, M.M. Nieto and S.G. Turyshev, *Study of the anomalous acceleration of Pioneer 10 and 11*, Phys. Rev. D **65** (2002) 082004. ArXiv:gr-qc/0104064.
- BerT02 O. Bertolami and M. Tajmar, *Gravity control and possible influence on space propulsion: A scientific study*, ESA Report CR(P) 4365, Dec. 2002.
- Cam04 T. Camelbeeck, private communication, 2004.
- CroH02 D. Crossley, J. Hinderer and S. Rosat, *Using atmosphere-gravity correlation to drive a time-dependent admittance*, Meeting ETC-Working Group 7, BIM **136**, 15 Aug. 2002.
- DiLZ03 L. DiLella, K. Zioutas, *Observational evidence for gravitationally trapped massive axion(-like) particles*, Astropart. Phys. **19** (2003) 145. ArXiv:astro-ph/0207073.
- DucS99 B. Ducarme, H.-P. Sun, N. d'Oreye, M. van Ruymbeke and J. Mena Jara, *Interpretation of the tidal residuals during the 11 July 1991 total solar eclipse*, J. of Geodesy **73** (1999) 53.
- Dui05 C.P. Duif, *A reanalysis of the Saxl & Allen 1970 solar eclipse data*, to be published.
- EatH97 F.D. Eaton, J.R. Hines, W.H. Hatch, et al., *Solar eclipse effects observed in the planetary boundary layer over a desert*, Boundary-Layer Meteor. **83** (1997) 331.
- Eck90 D.H. Eckhardt, *Gravitational shielding*, Phys. Rev. D **42** (1990) 2144.
- FarP03 T. Farges, A. Le Pichon, E. Blanc, S. Perez and B. Alcoverro, *Response of the lower atmosphere and the ionosphere to the eclipse of August 11, 1999*, J. Atmosph. Solar-Terrestrial Phys. **65** (2003) 717.
- Fla96 T. van Flandern, *Possible new properties of gravity*, Astrophys. Space Sci. **244** (1996) 249.

- FlaY03 T. van Flandern and X.-S. Yang, *Allais gravity and pendulum effects during solar eclipses explained*, Phys. Rev. D **67** (2003) 022002.
- FokW01 Th. Foken, B. Wichura, et al., *Micrometeorological measurements during the total solar eclipse of August 11, 1999*, Meteor. Zeitschrift **19** (2001) 171.
- Geo99 G. Georgatos, Meta Res. Bull. **8** (1999) 47.
- GerG02 M.L. Gershteyn, L.I. Gershteyn, A. Gershteyn and O.V. Karagioz, *Experimental evidence that the gravitational constant varies with orientation*, Gravitation and Cosmology **8** (2002). ArXiv:physics/0202058.
- GirB01 F. Girard-Ardhuin, B. Benech, et al., *Remote sensing and surface observations of the response of the atmospheric boundary layer to a solar eclipse*, Boundary Layer Meteor. **106** (2001) 93.
- GueG99 J. Guérin and C. Gay, *The solar eclipse and the pendulum: need for experiments*, unpublished manuscript, July 1999.
- JunJ91 L. Juo, L. Jianguo, Z. Xuerong, V. Liakhovets, M. Lomonosov and A. Ragyn, *Observation of 1990 solar eclipse by a torsion pendulum*, Phys. Rev. D **44** (1991) 2611.
- Kuu91 T. Kuusela, *Effect of the solar eclipse on the period of a torsion pendulum*, Phys. Rev. D **43** (1991) 2041.
- Kuu92 T. Kuusela, *New measurements with a torsion pendulum during the solar eclipse*, Gen. Relativ. and Gravitation **24** (1992) 543.
- Lat80 R. Latham, *An Interim Report on a repeat of the Allais Experiment – the measurement of the rate of increase of the minor axis of a Foucault pendulum – using automatic apparatus*, I.C. Report G28, Imperial College, London, January 1980, 70 pp.
- L-HY00 P. Leeds-Harrison, E.G. Young and D.W.K. Blackburn, *Soil temperatures during the solar eclipse on 11 August 1999*, Europ. J. Soil Sci. **51** (2000) 183.
- MbeL02 M.P. Mbelek and M. Lachèze-Rey, *Possible evidence from laboratory measurements for a latitude and longitude dependence of G*, Preprint gr-qc/0204064, Apr. 2002. Also see A. Rathke, *Constraining a possible dependence of Newton's constant on the Earth's magnetic field*, Preprint gr-qc/0312050, Dec. 2003.
- Meu00 B. Meurers, *Gravity observations during the eclipse 1999 in Vienna*, Website Inst. Meteorology and Geophys., Univ. Vienna, 2000.
- MihM03 I.Mihaila, N. Marcov, V. Pambuccian and M. Agop, *Observation de l'effet d'Allais lors de l'eclipse de Soleil du 11 Août 1999*, Proc. Romanian Academy A **4** (2003) 1.
- Mil83 M. Milgrom, *A modification of the Newtonian dynamics as a possible alternative to the hidden mass hypothesis*, Astrophys. J. **270** (1983) 365.
- MisR97 D.C. Mishra and M.B.S. Rao, *Temporal variations in gravity field during solar eclipse on 24 October*, Current Science **72** (1997) 783.
- NASA99 NASA website, *Decrypting the Eclipse – A Solar Eclipse, Global Measurements and a Mystery*, http://science.nasa.gov/newhome/headlines/ast06aug99_1.htm
- RabZ85 W. Rabbel and J. Zschau, *Static deformations and gravity changes at the Earth's surface due to atmospheric loading*, J. Geophys. **56** (1985) 81.
- RuyS03 M. van Ruymbeke, L. Shaoming, L. Mansinha and B. Meurers, *Search for the gravitational absorption effect using spring and super-conducting gravimeters during the total solar eclipse of August 11, 1999*, Bull. d'Information de Marees Terrestres (BIM) **138** (2003) 10967.
- SanM02 R.H. Sanders and S.S. McGaugh, *Modified Newtonian dynamics as an alternative to dark matter*, Ann. Rev. Astron. Astrophys. **40** (2002) 263.
- SaxA71 E.J. Saxl and M. Allen, *1970 Solar Eclipse as "Seen" by a Torsion Pendulum*, Phys. Rev. D **3** (1971) 823.

- SaxA80 E.J. Saxl, M. Allen and J. Burns, *Torsion pendulum: Peculiar diurnal variations in period*, unpublished manuscript, 1980, 9 p.
- Sav97 L.A. Savrov, *Experiment with paraconic pendulums during the November 3, 1994 solar eclipse in Brazil*, Measurement Techniques **40** (1997) 511.
- SikW02 P. Sikivie and S. Wick, *Solar wakes of dark matter flows*, Phys. Rev. D **66** (2002) 023504.
- SliC65 L.B. Slichter, M. Caputo and C.L. Hager, *An experiment concerning gravitational shielding*, J. Geophys. Res. **70** (1965) 1541.
- TanW03 K. Tang, Q. Wang, H. Zhang, C. Hua, F. Peng and K. Hu, *Gravity effects of solar eclipse and inducted gravitational field*, Am. Geophys. Union, Fall Meeting 2003, Abstract #G32A-0735.
- Tom55 R. Tomaschek, *Tidal gravity measurements in the Shetlands*, Nature **175** (1955) 937.
- UnnM01 C.S. Unnikrishnan, A.K. Mohapatra and G.T. Gillies, *Anomalous gravity data during the 1997 total solar eclipse do not support the hypothesis of gravitational shielding*, Phys. Rev. D **63** (2001) 062002.
- USNO U.S. Naval Observatory, *World Time Zone Map*,
http://aa.usno.navy.mil/faq/docs/world_tzones.html
- WanY00 Q.-S. Wang, X.-S. Yang, C.-Z. Wu, H.-G. Guo, H.-C. Liu and C.-C. Hua, *Precise measurement of gravity variations during a total solar eclipse*, Phys. Rev. D **62** (2000) 041101.
- Yan04 X.-S. Yang, private communication, May 2004.
- YanW02 X.-S. Yang and Q.S. Wang, *Gravity anomaly during the Mohe total solar eclipse and new constraint on gravitational shielding parameter*, Astrophys. Space Sci. **282** (2002) 245.