

Time and “angular” dependent backgrounds from stationary axisymmetric solutions

Octavio Obregón*

*Instituto de Física de la Universidad de Guanajuato
P.O. Box E-143, 37150 León Gto., México*

Hernando Quevedo†

*Instituto de Ciencias Nucleares
Universidad Nacional Autónoma de México
A.P. 70-543, México D.F. 04510, México*

and

*Department of Physics
University of California
Davis, CA 95616*

Michael P. Ryan‡

*Instituto de Ciencias Nucleares
Universidad Nacional Autónoma de México
A.P. 70-543, México D.F. 04510, México*

(Dated: May 23, 2019)

Abstract

Backgrounds depending on time and on “angular” variable, namely polarized and unpolarized $S^1 \times S^2$ Gowdy models, are generated as the sector inside the horizons of the manifold corresponding to axisymmetric solutions. As is known, an analytical continuation of ordinary D -branes, iD -branes allows one to find S -brane solutions. Simple models have been constructed by means of analytic continuation of the Schwarzschild and the Kerr metrics. The possibility of studying the i -Gowdy models obtained here is outlined with an eye toward seeing if they could represent some kind of generalized S -branes depending not only on time but also on an “angular” variable.

*Electronic address: octavio@ifug3.ugto.mx

†Electronic address: quevedo@physics.ucdavis.edu

‡Electronic address: ryan@nuclecu.unam.mx

I. INTRODUCTION

For some time it has been known that the static solution with spherical symmetry, the Schwarzschild black hole solution,

$$ds^2 = -(1 - \frac{2M}{r})dt^2 + \frac{1}{1 - \frac{2M}{r}}dr^2 + r^2(\sin^2 \theta d\varphi^2 + d\theta^2) \quad (1)$$

in the region $r > 2M$, becomes a cosmological model as one crosses the horizon. What was the “radial” direction becomes timelike, and the timelike direction becomes spacelike. In this case the corresponding cosmological model is the well known Kantowski-Sachs model [1].

$$ds^2 = -\frac{1}{\frac{2M}{t} - 1}dt^2 + (\frac{2M}{t} - 1)dr^2 + t^2(\sin^2 \theta d\varphi^2 + d\theta^2), \quad (2)$$

The singularity at $t = 0$ is the curvature singularity of Schwarzschild ($r = 0$), where the curvature is infinite, but the singularity at $t = 2M$ is just a lightlike surface where the curvature is regular and we pass from the Kantowski-Sachs region to the Schwarzschild region. We need two copies of each of these regions to describe the complete casual structure of this spacetime.

In string theory one of the important open problems is the correct treatment of time-dependent backgrounds. In [2] S -branes were first introduced. They are objects arising when Dirichlet boundary conditions on open strings are imposed on the time direction. An S -brane is a topological defect [3], all of whose longitudinal dimensions are spacelike, and consequently they exist only for a moment of time. S -branes have been found as explicit time-dependent solutions of Einstein’s equations (dilaton antisymmetric tensor fields are also included in some models) [4] in the same way as black-hole-like solutions correspond to p -brane solutions. Some of these solutions are actually best thought of as an analytical continuation of ordinary D-branes, or i D-branes, for short [5].

A simple model has been considered in [6], using only the 4D Einstein equations in vacuum. The Schwarzschild-Kantowski-Sachs model has been utilized to nicely define a simple 4D model for an S -brane. By analytic continuation the spherical space ($k = 1$) is transformed into a hyperbolic space ($k = -1$) to obtain the hyperbolic symmetry $SO(2, 1)$, as suggested by the fact that S -branes are kinks in time. Beginning with the Schwarzschild solution, these authors performed the transformation $t \rightarrow ir$, $r \rightarrow it$, $\theta \rightarrow i\theta$, $\varphi \rightarrow i\varphi$ and $M \rightarrow iP$. By these means they were able to obtain a rotated Penrose diagram for the

$k = 0, -1$ S-brane solution with well-defined time-dependent regions.

As mentioned above, what in Ref. [9] was called “horizon methods” of generating cosmological solutions has a long history, though it never seems thought of as a “method”. The idea of this method is to reinterpret a part of a known manifold as a cosmological solution of Einstein’s equations. For static and stationary axisymmetric solutions which have horizons, as one crosses the horizon what was the “radial” direction becomes timelike, and the timelike direction becomes spacelike, and the model becomes a time (and “angular”) dependent cosmological model.

In the Kantowski-Sachs model we see for the first time a problem of global topology. If we insist that our model have a closed topology, we can achieve this by compactifying in the r -direction, but if one crosses the horizon once more, the “Schwarzschild” portion is closed in the time direction, which would allow closed timelike lines. This problem has been noted in several “black-hole” -cosmology pairs, the most notable example being the Taub-NUT manifold [10]. Various metrics, including that mentioned above, as well as topological problems are discussed in more detail in Ref. [9].

There has been an enormous amount of work on exact solutions of “black-hole” type axisymmetric metrics, and a large number of axisymmetric solutions with horizons have been found. It is natural to ask what kind of time and “angular” dependent backgrounds are generated as the portion of these manifolds inside their horizons. Since axisymmetric metrics are characterized by two commuting Killing vector, one timelike and the other, associated with a symmetry about an axis, spacelike, it is not surprising that the corresponding models are the two-Killing-vector models studied exhaustively by Gowdy [11, 12]. Since these “black-hole” models are usually assumed to have compact surfaces that have an S^2 topology, and one compactifies the new $t = \text{constant}$ surfaces by identification, they will be Gowdy models with an $S^1 \times S^2$ topology.

The paradigm for such models is the Kerr metric, whose associated cosmological model was presented in Ref. [13]. There are several features of this model that are common to many of the axisymmetric solutions. One is that there are two horizons, an outer horizon and an inner one. The time and “angular” dependent Gowdy model is represented by the region between these two horizons. Inside the inner horizon the light cones have changed in such a way that we have a “black-hole” type of solution. A second feature is that there are no curvature singularities in the region between these two horizons, which would have

been an interesting example of an inhomogeneous singularity. A third feature is that the apparent singularities of the Gowdy model are only horizons. This feature is not general, as we will see below.

The no-hair theorems show that only the Kerr family of metrics can represent true black holes. The other members of the enormous zoo of black-hole-like solutions are untenable as black hole models because they contain curvature singularities on or outside of the outer horizon. This fact does not affect the Gowdy interiors, but instead makes them more interesting models. Another point about the “black hole” solutions is that many of them have been found as solutions of the Ernst equation. The simple fact that we have passed inside the horizon does not make the Ernst equation invalid, and one might expect that cosmological models with two commuting Killing vectors could be generated using the same techniques that were useful in the stationary axisymmetric case. This possibility will be discussed in detail in a forthcoming paper by the same authors. Recently, it was shown that particular Gowdy models can be generated from the data given on a specific hypersurface by applying solution generating techniques [14]. In the present article we will only make mention of some points related to this concept. As we mentioned above, the entire zoo of axisymmetric solutions with horizons could be laboriously converted to Gowdy models and their features studied. In this paper we only plan to give a few of the more interesting solutions. These solutions can be broken down into three categories, each one with a representative metric or class of metrics. These three are:

- 1) Simple solutions — the Zipoy-Voorhees metric,
- 2) More complicated Kerr-like solutions — Tomimatsu-Sato metrics,
- 3) Complicated curvature-singularity-horizon behavior on the “horizons”
— the Erez-Rosen metric.

The models we will present correspond to each of these three cases. They are time and “angular” dependent backgrounds, Gowdy models, which we will describe in this article. It is not the purpose of this work to analyze the possibility of defining the corresponding models as i -models as has been done with iD -branes in [5] and for a simple $4D$ model in [6], and recently for the Kerr metric in [7] and [8]. An analysis of generalized S-brane solutions corresponding to the three categories of metrics considered here is in progress and will be

reported on elsewhere. In general we expect these S -brane backgrounds to be gravitational fields rather than simple counterparts of homogeneous cosmologies. Gowdy models are the simplest example of a true field theory. This has always been one of the major uses of Gowdy models, that is, as a gravitational field theory that (in the polarized case) has simple exact solutions.

In Section II we present some general considerations for the transition from axisymmetric static, stationary solutions to $S^1 \times S^2$ time and “angular” dependent Gowdy models in the context of the horizon method. In sections III, IV and V we will present the models corresponding to each of these metrics mentioned above, and will analyze the behavior of the relevant metric functions, especially near the singularities and horizons. Section VI is devoted to conclusions and suggestions for further research.

II. GENERAL CONSIDERATIONS

Axisymmetric solutions are often given in Lewis-Papapetrou form. Here we will use prolate spheroidal coordinates where the metric takes the form

$$ds^2 = - f(dt - \omega d\varphi)^2 + f^{-1}(x^2 - 1)(1 - y^2)d\varphi^2 + f^{-1}e^{2\gamma}(x^2 - y^2) \left[\frac{dx^2}{x^2 - 1} + \frac{dy^2}{1 - y^2} \right], \quad (3)$$

where f, ω , and γ are functions of x and y . One sometimes writes $f = A/B$, where A and B are also functions of x and y .

The variable x is the “radial” coordinate, and the outer and inner “horizons” (the reason for the quotation marks will become obvious later) are at $x = \pm 1$. For “black hole” solutions one takes $x > 1$. The quantity y is the “angular” variable, and it is usual to make the transformation $y = \cos \theta$, where θ is the ordinary polar angle. The cosmological sector of these metrics is the region where $-1 < x < +1$. In order to make contact with previous Gowdy formulations, we will define $x = \cos(e^{-\tau})$ in the cosmological region. In this region the term $dx^2/(x^2 - 1)$ changes sign, which allows us to interpret τ as a time coordinate. With these changes, the metric (3) between its horizons takes the form for unpolarized $S^1 \times S^2$ Gowdy models that has been used by several authors [15, 16],

$$ds^2 = e^{-\lambda/2}e^{\tau/2}(-e^{-2\tau}d\tau^2 + d\theta^2) + \sin(e^{-\tau})[e^P d\chi^2 + 2e^P Q d\chi d\varphi + (e^P Q^2 + e^{-P} \sin^2 \theta)d\varphi^2], \quad (4)$$

where χ is the t of (3) and $\partial/\partial\chi$ is now supposed to be a spacelike direction, and we have compactified in the χ direction by supposing that $0 \leq \chi \leq 2\pi$, with zero and 2π identified. The functions in this metric can be identified with A , B , γ and ω of (3) by

$$e^{-\lambda/2}e^{\tau/2} = \frac{A}{B}e^{2\gamma}(\cos^2 e^{-\tau} - \cos^2 \theta) \quad (5)$$

$$e^P = -\frac{A}{B \sin e^{-\tau}}, \quad Q = -\omega. \quad (6)$$

The form of the $d\varphi^2$ term is due to the fact that the two-metric in $d\chi$ and $d\varphi$ must have determinant $\sin^2 \theta \sin^2(e^{-\tau})$ for the metric (4) to be a solution of the Einstein equations, a condition that (4) obeys.

There are a number of points that we will see in all of the three cases discussed below. The most important point is the sign of e^P in (4). In order to have the correct signature in (3), it is assumed that for $x > 1$, A/B is positive, and for P to be real in (4), either A or B must change sign at $x = 1$. While this is the case for some of the metrics we will study, it is not true for all of them. However, the equations for P and Q ,

$$P_{,\tau\tau} - e^{-2\tau} \frac{(\sin \theta P_{,\theta})_{,\theta}}{\sin \theta} - e^{-2\tau} - \frac{e^{2P}}{\sin^2 \theta} [(Q_{,\tau})^2 - e^{-2\tau} (Q_{,\theta})^2] - [e^{-\tau} \cot(e^{-\tau}) - 1] P_{,\tau} = 0, \quad (7)$$

$$Q_{,\tau\tau} - e^{-2\tau} Q_{,\theta\theta} - e^{-2\tau} \cot \theta Q_{,\theta} + 2(P_{,\tau} Q_{,\tau} - e^{-2\tau} P_{,\theta} Q_{,\theta}) - [e^{-\tau} \cot(e^{-\tau}) - 1] Q_{,\tau} = 0. \quad (8)$$

depend on P only through e^{2P} and derivatives of P which are invariant under the addition of $i\pi$ to P , so if A/B does not change sign, we can add $i\pi$ to P and take $e^P = |A/B|/\sin(e^{-\tau})$ (the variable τ runs from $-\ln \pi$ to $+\infty$, so $\sin(e^{-\tau})$ is always positive). Since the equation for Q is invariant under a change of sign of Q , we may take $Q = \pm\omega$ as we wish. Since the equations for λ (see Ref. [16])

$$\begin{aligned} & \cot(e^{-\tau})\lambda_{,\theta} - 2e^\tau(P_{,\tau}P_{,\theta} + e^{2P}\frac{Q_{,\tau}Q_{,\theta}}{\sin^2 \theta}) \\ & + \cot \theta[-e^\tau\lambda_{,\tau} + 2e^\tau P_{,\tau} + e^\tau + 2\cot(e^{-\tau})] = 0, \end{aligned} \quad (9)$$

$$\begin{aligned} & \cot(e^{-\tau})(\lambda_{,\tau} - 1) - e^\tau[(P_{,\tau})^2 + e^{-2\tau}(P_{,\theta})^2] - e^\tau \frac{e^{2P}}{\sin^2 \theta} [(Q_{,\tau})^2 + e^{-2\tau}(Q_{,\theta})^2] \\ & + e^{-\tau}[\cot^2(e^{-\tau}) + 4] + e^{-\tau}(-\cot \theta \lambda_{,\theta} + 2\cot \theta P_{,\theta}) = 0. \end{aligned} \quad (10)$$

only depend on λ through its derivatives, we may also take

$$e^{-\lambda/2}e^{\tau/2} = \left| \frac{A}{B}e^{2\gamma} \right| |\cos^2(e^{-\tau}) - \cos^2 \theta|. \quad (11)$$

For all of the metrics we will investigate, $e^{2\gamma}$ is proportional to A , and B is positive definite (except at $x = \pm 1$ and $\theta = 0, \pi$, where the usual coordinate singularity of polar coordinates occurs), so the absolute value of $(B/A)e^{2\gamma}$ is not needed.

A second problem with the τ and θ coordinates is that there might be at least a coordinate singularity at $\pm \cos(e^{-\tau}) = \cos \theta$. Of course, this depends on the form of $e^{2\gamma}A/B$. In all of the cases we will consider, $e^{2\gamma}$ is proportional to a power of $\cos^2(e^{-\tau}) - \cos^2 \theta$, while A/B times the rest of $e^{2\gamma}$ is regular and non-zero in the cosmological region. In most cases the power of $[\cos^2(e^{-\tau}) - \cos^2 \theta]$ in (11) (Kerr and Erez-Rosen are the only exceptions) is not equal to zero, so $e^{-\lambda/2}$ is singular on a surface in the cosmological region. It can be shown by an explicit coordinate transformation given in the Appendix that for any power of $[\cos^2(e^{-\tau}) - \cos^2 \theta]$, this singularity is only a coordinate effect. In the next sections we will study explicit examples for the application of this procedure.

III. THE ZIPOY-VOORHEES METRIC

The Zipoy-Voorhees [17] metric in Lewis-Papapetrou form and prolate spheroidal coordinates has the form of (3) with

$$\omega = 0, \quad f = \left(\frac{x-1}{x+1} \right)^\delta, \quad e^{2\gamma} = \left(\frac{x^2-1}{x^2-y^2} \right)^{\delta^2}, \quad (12)$$

where the constant parameter δ lies in the range $-\infty < \delta < +\infty$ with no other restrictions, which implies that we can take

$$A = (x^2 - 1)^\delta, \quad B = (x + 1)^{2\delta}. \quad (13)$$

Between the inner and outer horizons we take $x = \cos(e^{-\tau})$, and we have

$$A = (-1)^\delta \sin^{2\delta}(e^{-\tau}), \quad B = (1 + \cos e^{-\tau})^{2\delta}. \quad (14)$$

Since in this “polarized” ($Q = 0$) the equation for P only depends on derivatives of P , and we can add $-i\pi\delta$ to P and still have a solution, so we find that

$$e^P = \frac{\sin^{2\delta-1}(e^{-\tau})}{(1 + \cos e^{-\tau})^{2\delta}} \quad (15)$$

for any δ is a Gowdy solution, which can be seen by substituting this expression into (4) with $Q = 0$. In fact, (15) is the general solution (up to a trivial multiplicative constant)

of (4) for P independent of θ , as can be shown by quadratures. This solution can also be written as $P = -2\delta Q_0(\cos e^{-\tau})/\sin e^{-\tau}$, where Q_0 is a Legendre function of the second kind, a form well known in the $x > 1$ region. The expression for λ in this case is given by

$$e^{-\lambda/2}e^{\tau/2} = \frac{(\sin^2 e^{-\tau})^{\delta^2+\delta}}{(1 + \cos e^{-\tau})^{2\delta}} |\cos^2(e^{-\tau}) - \cos^2 \theta|^{1-\delta^2} . \quad (16)$$

The expression multiplying the power of $|\cos^2 e^{-\tau} - \cos^2 \theta|$ is analytic and non-zero between the two “horizons” and the singularity where $|\cos^2 e^{-\tau} - \cos^2 \theta| = 0$ may be removed by the coordinate transformation of the Appendix. This solution is the simplest example of a Gowdy metric obtainable from an axisymmetric solution.

The curvature singularities of this spacetime can be found by analyzing the Kretschman scalar, $K = R_{\alpha\beta\mu\nu}R^{\alpha\beta\mu\nu}$, which in this case can be written as

$$K = 16\delta^2 \left(\frac{\cos e^{-\tau} - 1}{\cos e^{-\tau} + 1} \right)^{2\delta} \frac{(\cos^2 e^{-\tau} - \cos^2 \theta)^{2\delta^2-3}}{(\cos^2 e^{-\tau} - 1)^{2\delta^2+2}} L(\tau, \theta) , \quad (17)$$

with

$$\begin{aligned} L(\tau, \theta) = & (1 - \cos^2 \theta)(1 + \delta^4 - 3\delta^3 \cos e^{-\tau}) + \delta^3[2 + \cos^2 \theta + 3\cos^2 e^{-\tau}(2 - \cos^2 e^{-\tau})] \\ & + 3\delta(1 - 2\cos^2 e^{-\tau} + \cos^2 \theta) . \end{aligned} \quad (18)$$

In the special case $\delta = 1$, in which we recover the Kantowski-Sachs model, there exists only one singularity at $\tau = -\ln \pi$. It is interesting to mention that for $\delta = -1$, the only singularity is situated at $\tau \rightarrow \infty$. Whereas in the Kantowski-Sachs model the singularity at $\tau = -\ln \pi$ corresponds to a Big Bang at the origin from which the universe expands forever free of singularities, in the dual case ($\delta = -1$) the universe possesses a regular origin and evolves asymptotically ($\tau \rightarrow \infty$) into a Big Crunch curvature singularity.

Consider now the case $\delta \neq 1$. From Eq. (17) we can see that there is a singularity at $\cos e^{-\tau} = 1$ for $2\delta^2 - 2\delta + 2 > 0$ and at $\cos e^{-\tau} = -1$ for $2\delta^2 + 2\delta + 2 > 0$. Consequently, there exist true singularities at $\cos e^{-\tau} = \pm 1$ for any real values of δ . The apparent singularity at $\cos e^{-\tau} = \pm \cos \theta$, ($\delta < 2/3$), can be removed by means of the coordinate transformation of the Appendix for any values of the angle θ with $\cos \theta \neq \pm 1$. When $\cos \theta = \pm 1$ we return to the latter case.

We have shown that the outer and inner “horizons” are actually surfaces of infinite curvature (naked singularities), and they make this metric untenable as a black hole model because it violates cosmic censorship, but between the “horizons” it represents a perfectly viable time and “angular” dependent background.

IV. THE TOMIMATSU-SATO METRICS

The Tomimatsu-Sato metrics [18] are an infinite family of metrics with a parameter similar to the δ of the Zipoy-Voorhees metrics. In this case, as we will see, these models give “unpolarized” ($Q \neq 0$) Gowdy models between their horizons. For unpolarized Gowdy models Eqs. (7) and (8) contain e^{2P} as well as derivatives of P , so if we want (as we will for some of the metrics) to change P by adding $-i\pi\delta$ as we did for the Zipoy-Voorhees metrics, then there is an additional restriction from the fact that the equations are only invariant if $2i\pi\delta$ is an integer multiple of $2i\pi$, that is, δ an integer. The Tomimatsu-Sato solutions all have the equivalent of δ an integer, so we can always use them to create backgrounds depending on an “angular” variable and time.

In the Lewis-Papapetrou form, all these metrics have

$$A = A(x, y), \quad B = B(x, y), \quad (19)$$

where A and B are polynomials in x and y . We also have

$$\omega = 2\delta \frac{q}{p} (1 - y^2) \frac{C}{A}, \quad (20)$$

where C is a polynomial in x and y , and p and q are numerical constants that obey $p^2 + q^2 = 1$. Finally, we have

$$e^{2\gamma} = \frac{1}{p^{2\delta}(x^2 - y^2)^{\delta^2}} A. \quad (21)$$

Yamazaki and Hori [19] have given expressions for A, B, C for the entire infinite family. In the original article of Tomimatsu and Sato A, B and C were given for $\delta = 1, 2, 3, 4$. Since the maximum powers of the polynomials A and B are $2\delta^2$, and all of the powers of x and y exist, the polynomials quickly become very cumbersome, so we will not try to give even all of the four models given by Tomimatsu and Sato. For $\delta = 1$ we have

$$A = p^2(x^2 - 1) - q^2(1 - y^2), \quad (22)$$

$$B = (px + 1)^2 + q^2y^2, \quad (23)$$

$$C = -px - 1. \quad (24)$$

This is just the Kerr metric already studied in Ref. [13]. The only model we will study in detail is the $\delta = 2$ model, where

$$A = [p^2(1 - x^2)^2 + q^2(1 - y^2)^2]^2 + 4p^2q^2(1 - x^2)(1 - y^2)(x^2 - y^2)^2, \quad (25)$$

$$B = \{p^2(1+x^2)(1-x^2) + q^2(1+y^2)(1-y^2) + 2px(1-x^2)\}^2 + 4q^2y^2\{px(1-x^2) - (px+1)(1-y^2)\}^2, \quad (26)$$

$$C = p^3x(1-x^2)\{-2(1+x^2)(1-x^2) + (x^3+3)(1-y^2)\} + p^2(1-x^2)\{-4x^2(1-x^2) + (3x^2+1)(1-y^2)\} + q^2(px+1)(1-y^2)^3. \quad (27)$$

For $x = \cos(e^{-\tau})$, $y = \cos \theta$, we have

$$A = p^4\sin^8 e^{-\tau} + q^4\sin^8 \theta + 2p^2q^2\sin^2 e^{-\tau}\sin^2 \theta\{2\sin^4 e^{-\tau} + 2\sin^4 \theta - 3\sin^2 e^{-\tau}\sin^2 \theta\} \quad (28)$$

$$B = \{p^2\sin^2 e^{-\tau}(1+\cos^2 e^{-\tau}) + q^2\sin^2 \theta(1+\cos^2 \theta) + 2p\cos e^{-\tau}\sin^2 e^{-\tau}\}^2 + 4q^2\cos^2 \theta\{p\cos e^{-\tau}\sin^2 e^{-\tau} - (p\cos e^{-\tau} + 1)\sin^2 \theta\}^2, \quad (29)$$

$$C = p^3\cos e^{-\tau}\sin^2 e^{-\tau}\{-2(1+\cos^2 e^{-\tau})\sin^2 e^{-\tau} + (3+\cos^3 e^{-\tau})\sin^2 \theta\} + p^2\sin^2 e^{-\tau}\{-4\cos^2 e^{-\tau}\sin^2 e^{-\tau} + (3\cos^2 e^{-\tau} + 1)\sin^2 \theta\} + q^2(p\cos e^{-\tau} + 1)\sin^6 \theta. \quad (30)$$

These expressions can now be used in (5) and (6) to give P , Q and $e^{-\lambda/2}e^{\tau/2}$. In Figures (1) and (2) we give the behavior of $P - m = \ln(\frac{|A|}{|B|})$ [i.e. $m = -\ln(\sin e^{-\tau})$] and $Q = 2(q/p)\sin^2 \theta(C/A)$ as functions of θ for several values of τ .

In Ref. [13] the behavior of P was that of a single peak in P as a function of θ that varied in width and height as τ varied from $-\ln \pi$ to $+\infty$. In the $\delta = 2$ case we can see from Figs. (1 a-g) that there are two new peaks that move in θ as τ advances (near $\tau = -\ln \pi$ and as $\tau \rightarrow \infty$ the peaks are too small to appear in the figures). Figures (2 a-g) show the behavior of Q as a function of θ for the same values of τ as in Fig. (1). The same two new peaks appear in Q . The flat lines at $\tau = -\ln \pi$ and $\tau = \infty$ can be seen as square peaks where the extra peaks have been “squashed” into the vertical axes at $\theta = 0$ and $\theta = \pi$. Since the Tomimatsu-Sato polynomials A and B have powers up to $2\delta^2$, we can expect similar behavior for higher δ models, with a rapidly growing number of peaks as δ grows. Since the amplitude of $P - m$ varies considerably, we have given $P - m$ for $\theta = 0$ as a function of τ in Figure (3).

There are a number of points about A and B . For $\delta = 1$, $e^{\lambda/2}e^{\tau/2}$ has no coordinate singularity at $\cos^2 e^{-\tau} = \cos^2 \theta$, since $e^{2\gamma}$ has a factor of $[\cos^2 e^{-\tau} - \cos^2 \theta]^{-1}$ that cancels the same factor in Eq. (11). For all other values of δ there is a coordinate singularity where $\cos^2 e^{-\tau} = \cos^2 \theta$. Another problem is the possible existence of singularities (which can be either coordinate singularities or curvature singularities) corresponding to points where A or B are zero.

We can check whether either of these polynomials is zero. If we define $V = \sin^2 e^{-\tau}$ and $W = \sin^2 \theta$, we find that

$$A = (p^2 V^2 + q^2 W^2)^2 + 4p^2 q^2 V W (W - V)^2. \quad (31)$$

Notice that this expression is the sum of two positive terms ($V, W \geq 0$) so the second term in A can only be zero if W or V is zero (the first term being zero then implies $W = V = 0$) or if $W = V$ and $(p^2 + q^2)V^2 = V^2 = 0$. Both of these conditions imply that the only zeros of A occur at $\cos e^{-\tau} = \pm 1$. Tomimatsu and Sato [18] and Hikida and Kodama [20] have shown that these singularities are only the inner and outer horizons of the model.

The other possibility of singular points is where $B = 0$. From (29) we can see that B is also the sum of two positive terms, and these terms must both be zero. There are various possibilities. The second term is zero if $\cos \theta = 0$ or $q = 0$ ($p = 1$) or

$$p \cos e^{-\tau} \sin^2 e^{-\tau} - (p \cos e^{-\tau} + 1) \sin^2 \theta = 0 \quad (32)$$

For $\cos \theta = 0$, the first term in B reduces to (using $\sin^2 e^{-\tau} = 1 - \cos^2 e^{-\tau}$ and $p^2 + q^2 = 1$)

$$p^2 \cos^4 e^{-\tau} + 2p \cos^3 e^{-\tau} - 2p \cos e^{-\tau} - 1 = 0. \quad (33)$$

The four solutions of this equation are real only for $|p| > 1$ (impossible) except for two cases, $p = +1$, $\cos e^{-\tau} = +1$, $p = -1$, $\cos e^{-\tau} = 1$. These are “ring” singularities on the horizons of the Gowdy models. This is the limit of the well-known ring singularity of the Tomimatsu-Sato $\delta = 2$ metrics that is always outside the Gowdy region except for the case we have given. This singularity is a curvature singularity [18, 20].

The next possibility is $q = 0$ ($p = \pm 1$) where the first term in B is zero if $\sin e^{-\tau} = \pm 1$ or if $\cos^2 e^{-\tau} + 2 \cos e^{-\tau} + 1 = 0$ (which has a real solution only for $\cos e^{-\tau} = -1$). These are the horizons of the Tomimatsu-Sato metric, and the curvature invariants are finite except for the ring singularity when $p = \pm 1$.

Finally, we can take any solution where (32) is satisfied. Solving for $\sin^2\theta$ and plugging the result into the first term of B , we find a fifth order expression in $\cos e^{-\tau}$ that must be zero. Plotting this expression as a function of $e^{-\tau}$ for p between 0 and 1, we find that it is never zero except for $p = \pm 1$ for $\cos e^{-\tau} = +1$. Each of these gives $\sin^2\theta = 0$, so the singularity is just the ordinary coordinate singularity of spherical coordinates at the poles.

V. THE EREZ-ROSEN SOLUTION

The Erez-Rosen solution [21] belongs to the class of static solutions and its metric functions read (q is an arbitrary constant)

$$\omega = 0, \quad (34)$$

$$f = \exp(2\psi), \quad \psi = \frac{1}{2} \ln \frac{x-1}{x+1} + q\psi_R, \quad (35)$$

$$\gamma = \frac{1}{2} \ln \frac{x^2-1}{x^2+y^2} + q\gamma_R, \quad (36)$$

where

$$\psi_R = \frac{1}{2}(3y^2-1) \left[\frac{1}{4}(3x^2-1) \ln \frac{x-1}{x+1} + \frac{3}{2}x \right], \quad (37)$$

and

$$\begin{aligned} \gamma_R = & \left(1 + \frac{1}{2}q\right) \ln \frac{x^2-1}{x^2-y^2} - \frac{3}{2}(1-y^2) \left(x \ln \frac{x-1}{x+1} + 2\right) \\ & + \frac{9}{16}q(1-y^2) \left[x^2 + 4y^2 - 9x^2y^2 - 4/3 + x(x^2 + 7y^2 - 9x^2y^2 - 5/3) \ln \frac{x-1}{x+1} \right. \\ & \left. + \frac{1}{4}(x^2-1)(x^2+y^2-9x^2y^2-1) \ln^2 \frac{x-1}{x+1} \right]. \end{aligned} \quad (38)$$

The Erez-Rosen solution is interpreted as describing the exterior gravitational field of a non-spherically symmetric mass distribution with quadrupole moment proportional to the arbitrary constant q . When the mass quadrupole moment vanishes we recover the standard Schwarzschild spacetime with $x = r/M - 1$ and $y = \cos\theta$. In general, for the metric functions of the Erez-Rosen solution to be well defined one has to demand that $|x| > 1$ (and $|y| \leq 1$), although the limiting value $x = \pm 1$ can also be included by using an appropriate procedure [22]. For the purposes of the present work, however, we will include that limiting value in the time dependent sector, which now corresponds to $-1 \leq x \leq 1$. In this case, there is no problem with the argument of the logarithmic function appearing in the metric functions

(35) and (36). In fact, one can show that the argument $(x - 1)/(x + 1)$ can be replaced everywhere by its absolute value and the resulting expressions remain valid as exact solutions of the vacuum field equations.

In order to identify this solution as an $S^1 \times S^2$ Gowdy model in the region $-1 \leq x \leq 1$, we take, as before, $y = \cos \theta$ and $x = \cos e^{-\tau}$. The metric functions A and B can then be chosen as

$$A = -\sin^2 e^{-\tau} \exp(2q\psi_R) \quad \text{and} \quad B = (1 + \cos e^{-\tau})^2 \quad (39)$$

As in the previous cases, the function γ turns out to be proportional to A since $\exp(2\gamma) = A(\cos^2 e^{-\tau} - \cos^2 \theta)^{-1} \exp(2q\gamma R - 2q\psi_R)$. Consequently, the metric functions for the corresponding Gowdy model can be written as

$$Q = 0 \quad (40)$$

$$e^P = \frac{\sin e^{-\tau}}{(1 + \cos e^{-\tau})^2} e^{2q\psi_R}, \quad (41)$$

$$e^{-\lambda/2 + \tau/2} = \frac{\sin^4 e^{-\tau}}{(1 + \cos e^{-\tau})^2} e^{2q\gamma R - 2q\psi_R}. \quad (42)$$

We now have a time and angular dependent background which evolves in time from $\tau = -\ln \pi$ to $\tau \rightarrow \infty$.

Since $Q = 0$ this is a polarized Gowdy model, so there is a separable general solution for P as a sum over Legendre polynomials,

$$P = \sum_{l=0}^{\infty} T_l(e^{-\tau}) P_l(\cos \theta). \quad (43)$$

Erez-Rosen is a particular solution where the expression (41), using (37), reduces to

$$P = -2Q_0(\cos e^{-\tau})P_0(\cos \theta) - 2qQ_2(\cos e^{-\tau})P_2(\cos \theta), \quad (44)$$

where the Q_l are Legendre functions of the second kind. This is a relatively simple function, and if we use $P_0 = 1$ to write

$$P + 2Q_0(\cos e^{-\tau}) = -2qQ_2(\cos e^{-\tau})P_2(\cos \theta), \quad (45)$$

$P + 2Q_0$ is simply a time-dependent amplitude times $P_2(\cos \theta)$, a very well known function. For completeness, however, we will graph $P_2(\cos \theta)$ versus θ in Figure (4) and $Q_2(\cos e^{-\tau})$

($1/q$ times the amplitude of $P+2Q_0$ at $\theta = 0$) versus τ in Figure (5). Notice that $Q_2(\cos e^{-\tau})$ is just $Q_2(\cos z)$ “stretched” by the exponential factor $e^{-\tau}$.

One can calculate the Kretschman scalar corresponding to this spacetime and show that no curvature singularities exist in the region $-\ln \pi < \tau < \infty$. However, the limiting values of this region show interesting behavior. To see this, let us turn back to the Erez-Rosen metric since we know that these limiting values of the cosmological evolution correspond to the horizon of the exterior “black hole” solution. The horizon in the Erez-Rosen metric is determined by the zeros of the norm of the Killing vector $\xi^\mu = (\partial_t)^\mu$ associated with the time coordinate t :

$$\xi^\mu \xi_\mu = \frac{\exp[2 - (3/2)qxP_2(y)]}{(x+1)^{1+qP_2(x)P_2(y)}}(x-1)^{1+qP_2(y)}. \quad (46)$$

Here the horizon turns out to be at $x = +1$ with the interesting feature that its existence depends on the values of the constant q and the angular coordinate y . In fact, the hypersurface $x = +1$ is a horizon only if the condition

$$1 + \frac{q}{2}(3y^2 - 1) > 0, \quad (47)$$

is satisfied, i.e. for

$$q > 0 \quad \text{and} \quad \frac{1}{3}(1 - 2/q) \leq y^2 \leq 1, \quad (48)$$

$$q < 0 \quad \text{and} \quad 0 \leq y^2 \leq \frac{1}{3}(1 - 2/q). \quad (49)$$

Notice that when these conditions are not satisfied the norm of the Killing vector diverges (Killing singularity). An analysis of these conditions leads to the following conclusions: For $-1 \leq q \leq 2$ the horizon occupies the entire hypersurface $x = 1$, i.e. it does not depend on the angular coordinate y . This, of course, includes the limiting case $q = 0$ (the Schwarzschild limit) in which no Killing singularity exists at $x = 1$. If we represent the hypersurface $x = 1$ by a circle, the horizon coincides with the entire circle. For $q < -1$, the horizon is symmetric with respect to the equatorial plane $y = 0$ ($\theta = \pi/2$), but it does not cover the entire hypersurface $x = 1$. Indeed, around the symmetry axis ($y = \pm 1$) a Killing singularity appears that extends from $\theta = 0$ to $\theta = \theta_- = \arccos\sqrt{(1+2/|q|)/3}$. The arc-length of the section occupied by the Killing singularity reaches its maximum value when $q \rightarrow -\infty$, i.e., for $\theta_{sing} = \arccos\sqrt{1/3}$. For positive values of q and $q > 2$, the horizon at $x = 1$ is symmetric with respect to the symmetry axis ($y = \pm 1$) and reaches its maximum arc-length with respect to the axis at $\theta_{hor} = \pi/2 - \arccos(1/\sqrt{3})$ for $q \rightarrow \infty$. The remaining section of

the hypersurface $x = 1$ is covered by the Killing singularity. There is a particular angular direction

$$\theta_- = \arccos \sqrt{\frac{1}{3} \left(1 + \frac{2}{|q|}\right)}, \quad \text{for } q < -1, \quad (50)$$

or

$$\theta_+ = \arccos \sqrt{\frac{1}{3} \left(1 - \frac{2}{q}\right)}, \quad \text{for } q > 2, \quad (51)$$

which determines the boundary on $x = 1$ that separates the horizon from the Killing singularity. In fact, due to the axial symmetry this boundary corresponds to a sphere S^1 . So we see that in the case $q < -1$ and $q > 2$, the hypersurface $x = 1$ contains a horizon and a Killing singularity as well. The corresponding Gowdy cosmological model is defined “inside” this hypersurface.

Since the analytic expression for the Kretschman scalar in this case is rather cumbersome, we only quote the results of our analysis. There exists a true curvature singularity at $x = -1$, independent of the values of q and the angular variable y . (This corresponds to the Schwarzschild singularity at the origin of coordinates.) A second singularity is situated on the hypersurface $x = 1$ for all values of q and y , except on the symmetry axis ($\theta = 0$) and for the special direction θ_- (or θ_+), i.e., on the boundary between the “horizon” and the Killing singularity. In those particular directions the Kretschman scalar remains constant. This means that the cosmological model inside the “singular horizon” evolves from a true Big Bang singularity at $x = -1$ ($\tau = -\ln \pi$) into a true Big Crunch singularity everywhere at $x = 1$ ($\tau \rightarrow \infty$), except in the special directions $\theta = 0, \theta_-, \theta_+$. From the point of view of the exterior ($|x| > 1$) “black hole” spacetime, the interior ($|x| \leq 1$) cosmological model can be reached only through the “angular windows” located at $\theta = 0, \theta_-, \theta_+$.

VI. CONCLUSIONS

Time-dependent backgrounds can be generated in a systematic way by means of what was called “horizon methods” in [9]. In [13] we applied this procedure to the Kerr metric and were able to obtain a time and “angular” dependent background, a Gowdy $S^1 \times S^2$ model. In this work we have extended the previous analysis and have been able to exhibit backgrounds depending on time and an “angular” variable, Gowdy $S^1 \times S^2$ models that correspond to each of the three categories of axisymmetric solutions, the simple Zipoy-

Voorhees metric, Tomimatsu-Sato metrics and the Erez-Rosen metric which has complicated curvature-singularity-horizon behavior.

In the case of the Zipoy-Voorhees metric we have shown that the outer and inner “horizons” are actually surfaces of infinite curvature (naked singularities) and the models are then untenable as black hole models because they violate cosmic censorship. However, between the “horizons” it represents a viable time and “angular” dependent background.

The Gowdy models generated by the Tomimatsu-Sato metrics we studied (including the Kerr metric of Ref. [13]) are unique among our three metrics in that they are unpolarized Gowdy models ($Q \neq 0$). This means that it is the only solution that cannot be written as a linear sum over eigenfunctions (Legendre polynomials). Another point is that the cosmological singularities are just horizons except for the extreme $\delta = 2$ model with $p = \pm 1$ and $q = 0$, where there is a ring curvature singularity at $\theta = \pi/2$ on the horizons.

In the case of the Erez-Rosen metric we have seen that it can be interpreted as a polarized Gowdy model inside the “singular horizon”. This horizon is special in the sense that for a large range of values of the “quadrupole moment” it allows the existence of a “regular horizon” (with an S^1 topology) through which the interior time and angular dependent sector can be reached.

The Tomimatsu-Sato metrics and the Erez-Rosen metric represent long-wavelength unpolarized and polarized “gravitational waves” propagating around the universe (the Zipoy-Voorhees metric is a degenerate example that does not depend on the “angular” variable). The field-theory S -brane solutions generated from these metrics may be of interest as simple field-theory brane models.

S -brane solutions have been generated by means of the Kerr metric. These solutions have been proposed and studied independently in [7] and [8]. We have outlined the possibility of using the procedure presented here and in [13] to generate models that would correspond to generalized S -brane solutions. The corresponding time dependent solutions to the three different categories of axisymmetric solutions presented here also depend on an “angular” coordinate. An analysis of the models that one would obtain by introducing an i -factor in the coordinates is in progress and the S -brane solutions generated by this procedure will be discussed elsewhere.

ACKNOWLEDGMENTS

This work was supported in part by DGAPA-UNAM grant IN112401, CONACyT-Mexico grant 36581-E, and US DOE grant DE-FG03-91ER 40674. H.Q. thanks UC MEXUS-CONACyT (Sabbatical Fellowship Programm) for support.

APPENDIX

As we have mentioned several times, the only obvious singularity in the three Gowdy metrics we have studied is the one where $\cos^2 e^{-\tau} = \cos^2 \theta$ ($x^2 = y^2$ in Lewis-Papapetrou coordinates) which makes $e^{-\lambda/2+\tau/2}$ either zero or infinity on that spacetime surface. One could check that curvature invariants are nonsingular on that surface, but for our metrics it is simple enough to find a coordinate transformation that makes the metric nonsingular.

In the $\tau\theta$ sector of the Gowdy metric we can write the two-dimensional metric, $d\sigma^2 = e^{-\lambda/2} e^{\tau/2} (-e^{-2\tau} d\tau^2 + d\theta^2)$, and for our metrics we have

$$d\sigma^2 = \frac{W(\tau, \theta)}{|\cos^2 e^{-\tau} - \cos^2 \theta|^s} (-e^{-2\tau} d\tau^2 + d\theta^2), \quad (52)$$

where the power s may be positive or negative, and $W(\tau, \theta)$ is nonsingular for $\tau \neq -\ln \pi$ or $\tau \neq \infty$.

For the Zipoy-Voorhees metric,

$$W(\tau, \theta) = \frac{(\sin^2 e^{-\tau})^{\delta^2+\delta}}{(1 + \cos e^{-\tau})^{2\delta}} \quad (53)$$

and $s = \delta^2 - 1$. Notice that s is negative for $-1 < \delta < +1$ and positive otherwise, and W is nonsingular and non-zero except at $\tau = -\ln \pi$ or $\tau = \infty$.

For any Tomimatsu-Sato metric,

$$W(\tau, \theta) = \frac{1}{p^{2\delta}} B(\tau, \theta), \quad (54)$$

B a polynomial of order $2\delta^2$. The parameter s is $\delta^2 - 1$ and is positive for all $\delta > 1$. The function B is always of the form $(\alpha + \beta)(\alpha^* + \beta^*)$, α and β complex functions of τ and θ , so B is always positive and is zero only if $|\alpha + \beta| = 0$. For $\delta = 2$ we showed that this expression is zero only for special values of p and q given in Sec. III and only for $\tau = -\ln \pi$ and $\tau = \infty$. We can conjecture that this will also be true for any value of δ .

Finally, for the Erez-Rosen metric we have

$$W(\tau, \theta) = \frac{\sin^4 e^{-\tau} \sin^{(2q+q^2)} e^{-\tau}}{(1 + \cos e^{-\tau})^2} e^{2q\tilde{\gamma}}, \quad (55)$$

where

$$\begin{aligned} \tilde{\gamma} = & -\frac{3}{2} \sin^2 \theta \left[\cos e^{-\tau} \ln \left(\frac{1 - \cos e^{-\tau}}{1 + \cos e^{-\tau}} \right) + 2 \right] + \frac{9}{16} q \sin^2 \theta \left[\cos^2 e^{-\tau} + 4 \cos^2 \theta \right. \\ & - 9 \cos^2 e^{-\tau} \cos^2 \theta - \frac{4}{3} + \cos e^{-\tau} (\cos^2 e^{-\tau} + 7 \cos^2 \theta - 9 \cos^2 e^{-\tau} \\ & - \frac{5}{3}) \ln \left(\frac{1 - \cos e^{-\tau}}{1 + \cos e^{-\tau}} \right) - \frac{1}{4} \sin^2 e^{-\tau} (\cos^2 e^{-\tau} + \cos^2 \theta \\ & \left. - 9 \cos^2 e^{-\tau} \cos^2 \theta) \ln^2 \left(\frac{1 - \cos e^{-\tau}}{1 + \cos e^{-\tau}} \right) \right], \end{aligned} \quad (56)$$

and $s = 2q + q^2$. Notice that W is either zero or infinity only for $\cos^2 e^{-\tau} = \pm 1$, and so the only possible singularity not on the inner or outer horizons is where $\cos^2 e^{-\tau} = \cos^2 \theta$. For $-2 < q < 0$, s is negative. For all other values of q it is positive.

If we now look at the general form of $d\sigma^2$ from (52), and define $\xi = e^{-\tau}$, we have

$$d\sigma^2 = \frac{W(\xi, \theta)}{|\cos^2 \xi - \cos^2 \theta|^2} [-d\xi^2 + d\theta^2] \quad (57)$$

$$= W(\xi, \theta) \left\{ \frac{-d\xi^2 + d\theta^2}{|\cos(\xi + \theta) \cos(\xi - \theta)|^s} \right\}. \quad (58)$$

Defining $w = \xi + \theta$ and $z = \xi - \theta$,

$$d\sigma^2 = W(w, z) \left[\frac{-dw dz}{|\cos w \cos z|^s} \right]. \quad (59)$$

We can now define new coordinates u and v , where

$$du = \frac{dw}{|\cos w|^s}, \quad dv = \frac{dz}{|\cos z|^s}, \quad (60)$$

and by carefully checking constants of integration in the different regions where $\cos w$ and $\cos z$ have different signs, we can, in principle, find u and v as functions of w and z . In the uv coordinates we have

$$d\sigma^2 = -W(u, v) du dv, \quad (61)$$

nonsingular as long as W is neither zero nor infinity.

The integrals necessary to solve (60) are not tabulated for s non-integer, but if s is an integer, we can express u and v as finite sums of various powers of sines of ξ or θ and

multiples of ξ and θ themselves for s negative, and as a finite series of sines divided by powers of cosines and logarithms of tangents for s positive. As an example, for the Tomimatsu-Sato $\delta = 2$ model given in Sec. IV (ignoring the absolute values),

$$du = \frac{dw}{\cos^3 w}, \quad dv = \frac{dz}{\cos^3 z}, \quad (62)$$

or

$$u = \frac{1}{2} \frac{\sin(e^{-\tau} + \theta)}{\cos^2(e^{-\tau} + \theta)} + \frac{1}{2} \ln \left\{ \tan \left(\frac{\pi}{4} + \frac{1}{2}[e^{-\tau} + \theta] \right) \right\}, \quad (63)$$

$$v = \frac{1}{2} \frac{\sin(e^{-\tau} - \theta)}{\cos^2(e^{-\tau} - \theta)} + \frac{1}{2} \ln \left\{ \tan \left(\frac{\pi}{4} + \frac{1}{2}[e^{-\tau} - \theta] \right) \right\}. \quad (64)$$

-
- [1] R. Kantowski and R. Sachs, J. Math. Phys. **7**, 443 (1966).
 - [2] M. Gutperle and A. Strominger, JHEP **0204**, 018 (2002).
 - [3] F. Quevedo, Class. Quantum Grav. **19**, 5721 (2002).
 - [4] A. Buchel and J. Walcher, JHEP **0305**, 069 (2003).
 - [5] A. Buchel, P. Langfelder and J. Walcher, Phys. Rev. D **67**, 024011 (2003).
 - [6] F. Quevedo, G. Tasinato and I. Zavala C., *S-branes, negative tension branes and cosmology*, hep-th/0211031; M. Gutperle and A. Strominger, JHEP **0204**, 018 (2002).
 - [7] G. Tasinato, I. Zavala, C.P. Burgess and F. Quevedo, *Regular S-Brane Backgrounds*, hep-th/0403156.
 - [8] J.E. Wang, *Twisting S-branes*, hep-th/0403094.
 - [9] H. Quevedo and M. Ryan, in *Mathematical and Quantum Aspects of Relativity and Cosmology*, edited by S. Cotsakis and G.W. Gibbons (Springer-Verlag, Berlin, 2000).
 - [10] A. Taub, Ann. Math. **53**, 472 (1951); E. T. Newman, L. Tamburino, and T. Unti, J. Math. Phys. **4**, 915 (1963); for the topological aspects see: C. Misner, in *Relativity Theory and Astrophysics*, edited by J. Ehlers (American Mathematical Society, Providence, 1967).
 - [11] R. Gowdy, Phys. Rev. Lett. **27**, 826 (1971).
 - [12] R. Gowdy, Ann. Phys. (N.Y.) **83**, 203 (1974).
 - [13] O. Obregon, H. Quevedo, and M. P. Ryan, Phys. Rev. D **65**, 024022 (2001).
 - [14] A. Sanchez, A. Macias, and H. Quevedo, J. Math. Phys. (2004), in press.
 - [15] B.K. Berger and D. Garfinkle, Phys. Rev. D **57**, 4767 (1998).

- [16] J. Isenberg and V. Moncrief, Ann. Phys. (N.Y.) **199**, 84 (1990).
- [17] D. M. Zipoy, J. Math. Phys. **7**, 1137 (1966); B. Voorhees, Phys. Rev. D **2**, 2119 (1970).
- [18] A. Tomimatsu and H. Sato, Phys. Rev. Lett. **29**, 1334 (1972); Prog. Theor. Phys. **50**, 95 (1973).
- [19] M. Yamazaki and S. Hori, Prog. Teor. Phys. **57**, 696 (1977); S. Hori, Prog. Theor. Phys. **59**, 1870 (1978).
- [20] W. Hikida and H. Kodama, gr-qc/0303094.
- [21] G. Erez and N. Rosen, Bull. Res. Council of Israel **8F**, 47 (1959).
- [22] H. Quevedo, Fortschr. Phys. **38** 733 (1990).

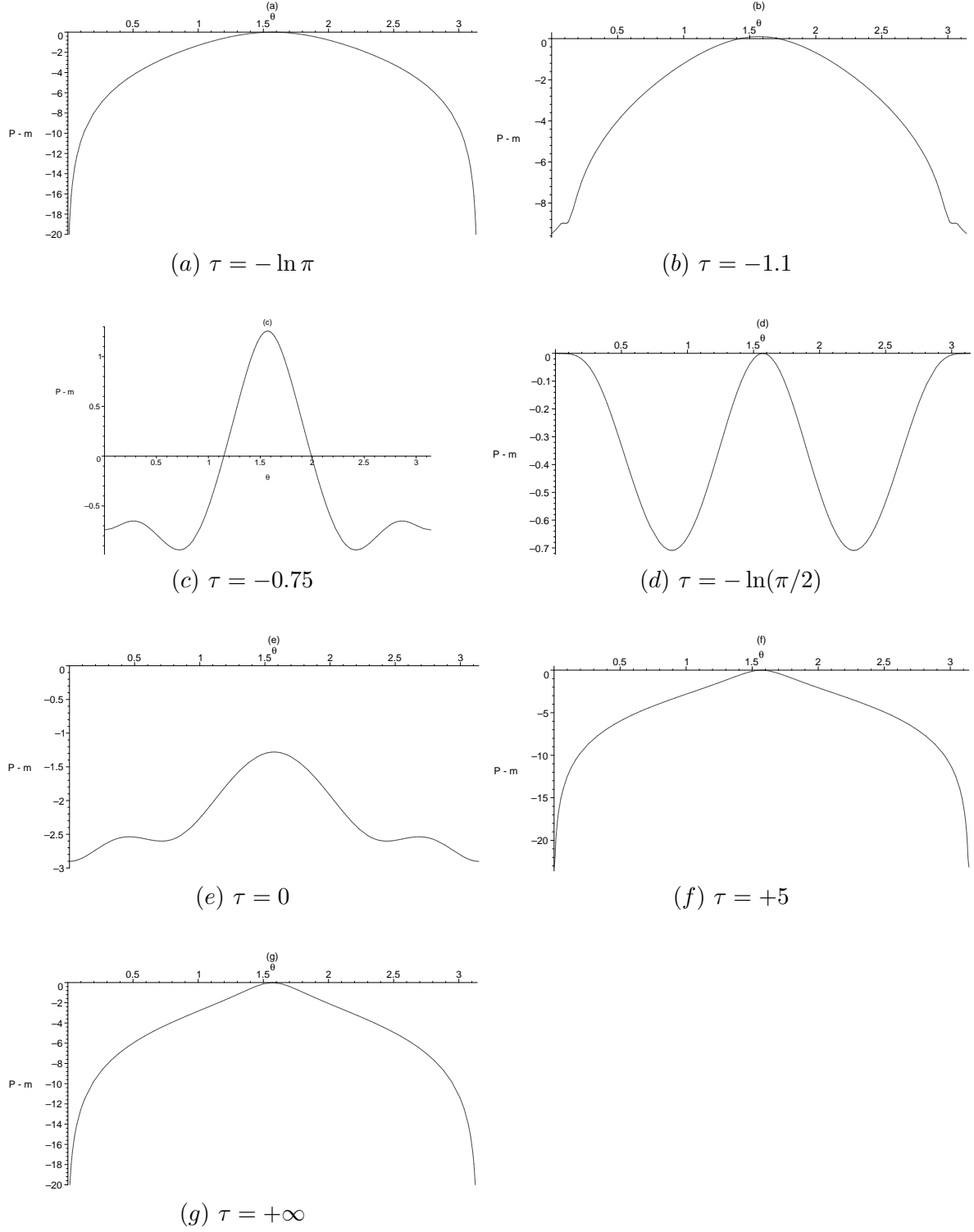


FIG. 1: The evolution in τ of $P - m$, $[m = -\ln(\sin e^{-\tau})]$, as a function of θ .

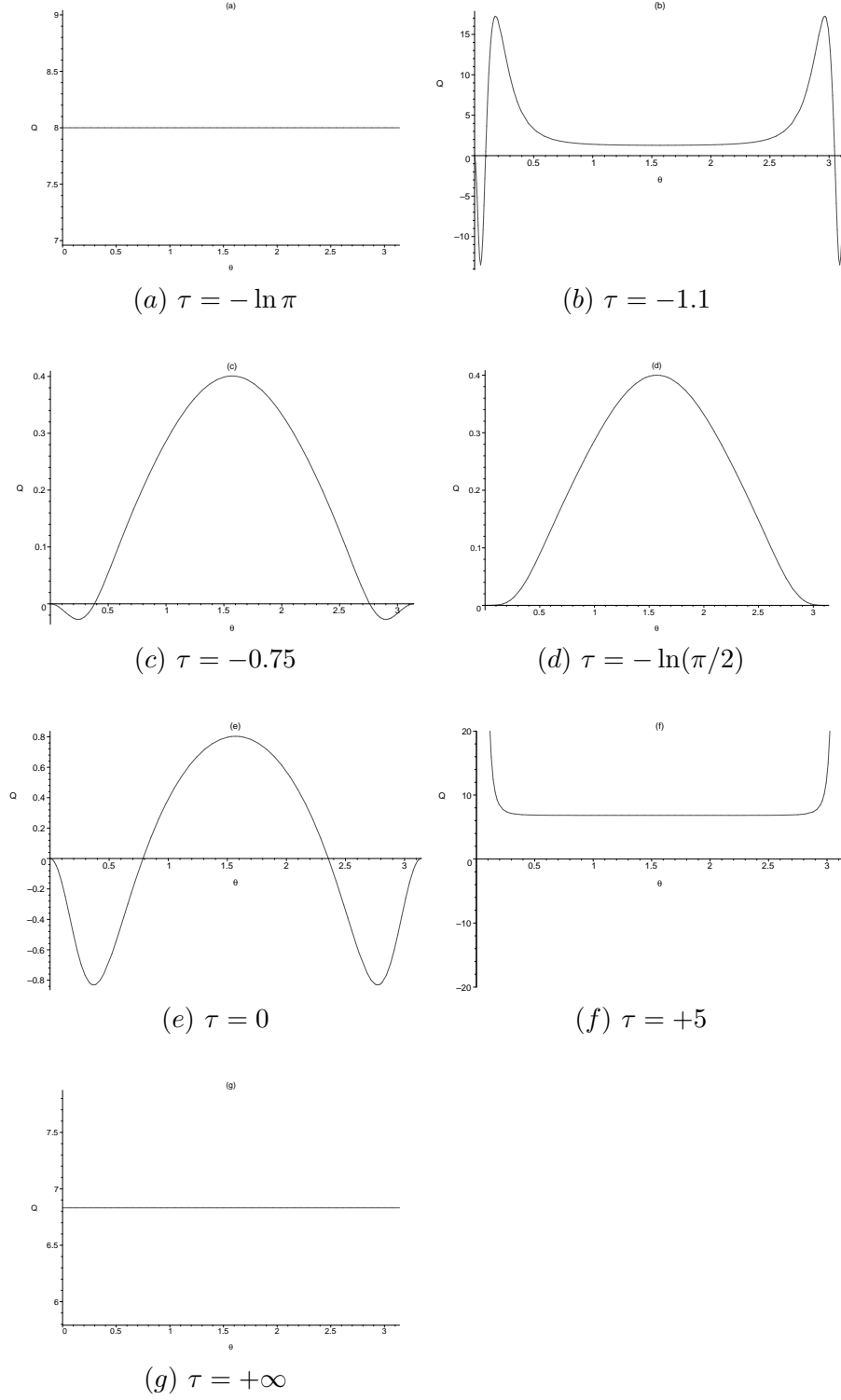


FIG. 2: The evolution in τ of Q as a function of θ .

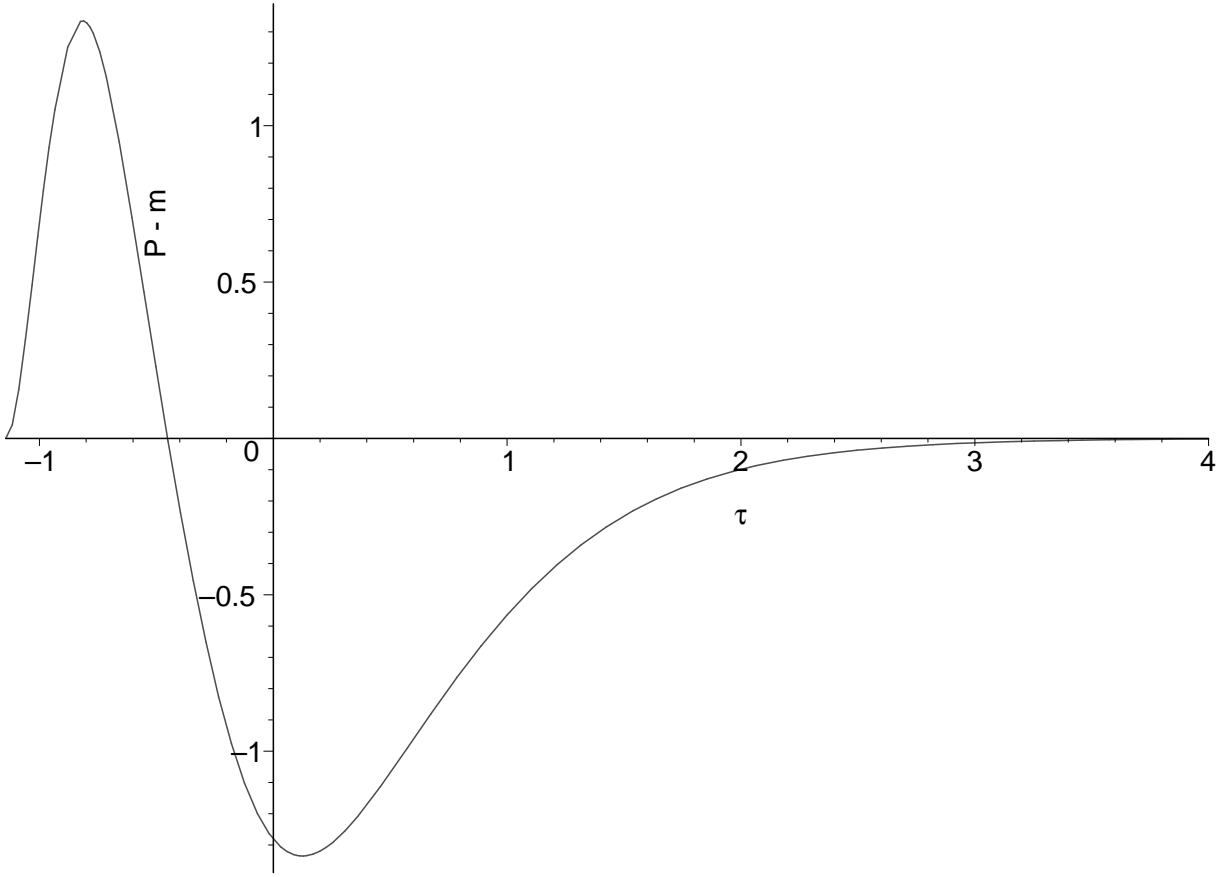


FIG. 3: $P - m$ at $\theta = 0$ versus τ .

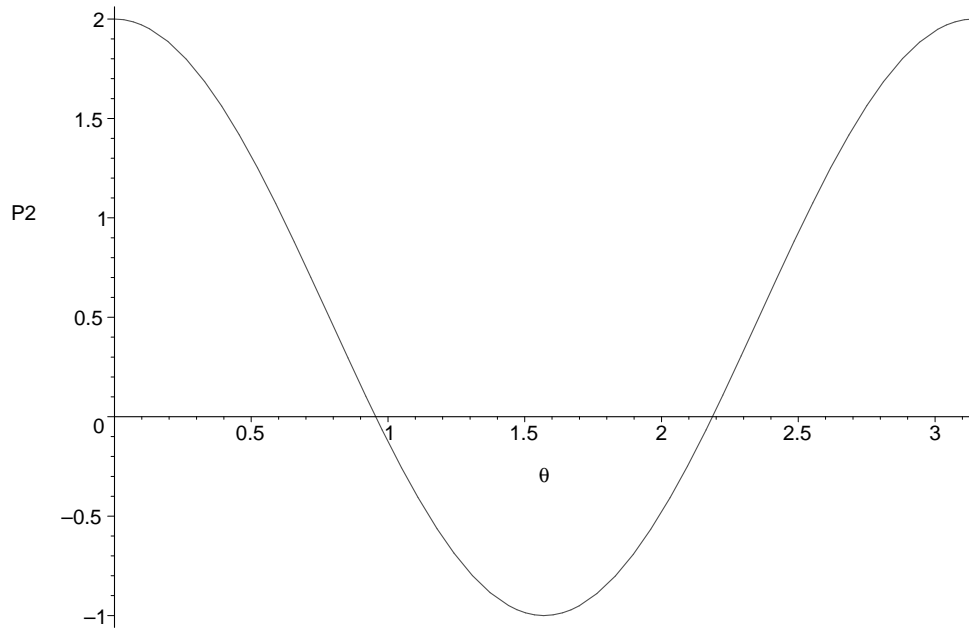


FIG. 4: The Legendre polynomial $P_2(\cos \theta)$ versus θ .

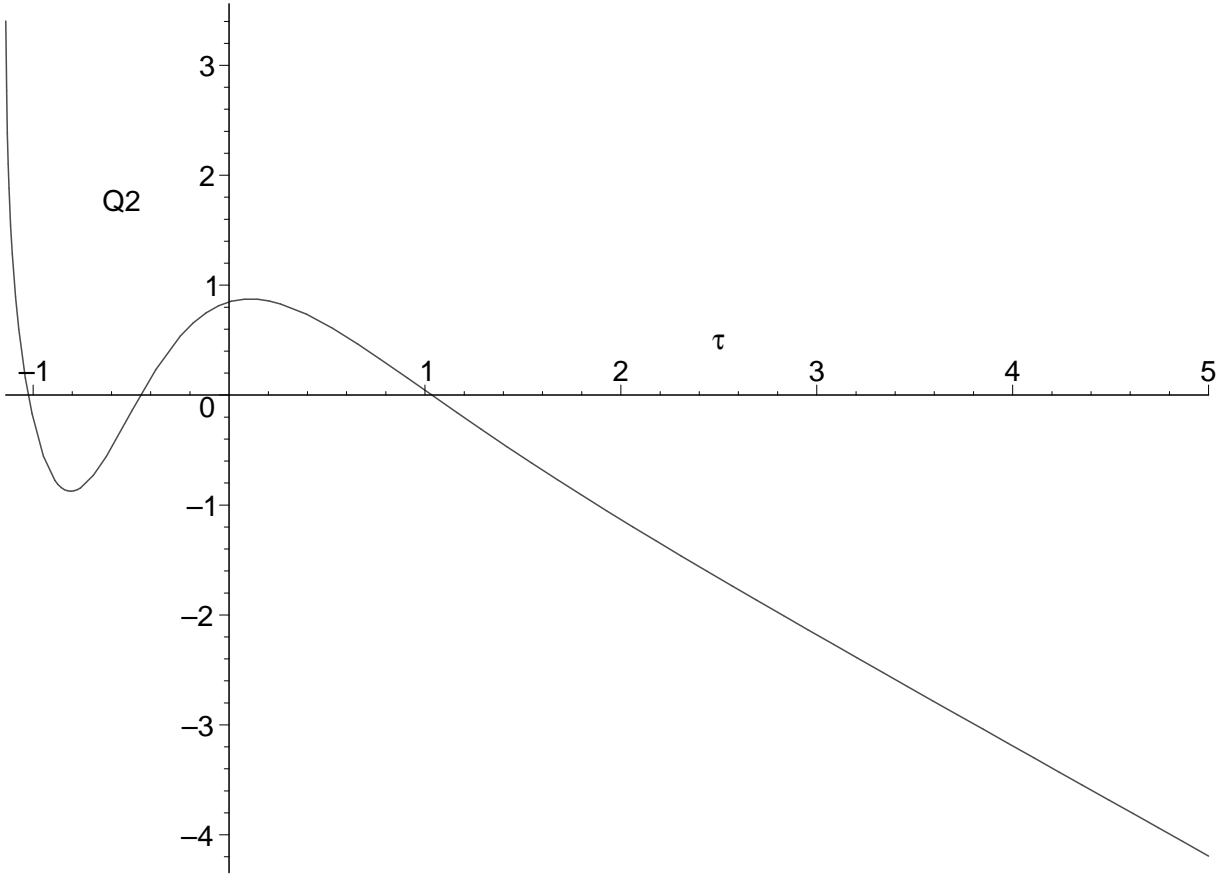


FIG. 5: The Legendre function $Q_2(\cos e^{-\tau})$ versus τ .