

Black Hole Relics in String Gravity: Last Stages of Hawking Evaporation

S.Alexeyev^{1,2}, A.Barrau¹, G.Boudoul¹, O.Khovanskaya², M.Sazhin²

¹ *Institut des Sciences Nucleaires (CNRS/UJF), 53 avenue des Martyrs, F-38026 Grenoble cedex, France*

² *Sternberg Astronomical Institute (MSU), Universitetsky Prospekt, 13, Moscow 119992, Russia*

One of the most intriguing problem of modern physics is the question of the endpoint of black hole evaporation. Based on Einstein-dilaton-Gauss-Bonnet four dimensional string gravity model we show that black holes do not disappear and that the end of the evaporation process leaves some relic. The possibility of experimental detection of the remnant black holes is investigated. If they really exist, such objects could be a considerable part of the non baryonic dark matter in our Universe.

I. INTRODUCTION

At the current moment there is a big “hole” between different approaches in theoretical physics. There is four dimensional Standard Model on the one side (and the additional dimensions are not necessary for the explanation of the current experimental data) together with inflationary cosmology which requires additional scalar fields [1]. On the other side there is the completely supersymmetrical string/M-theory. Searching for the links between these sides is one of the most important tasks of modern physics [2].

As General Relativity is not renormalizable, its direct generalization by standard quantization is impossible. Therefore, one needs some new quantum theory of gravity which is not yet fully known. When considering the semiclassical approach the leading contribution comes from the classical trajectory. So, one of the way of building a semiclassical gravitational theory is to generalize the usual Lagrangian. The physical basis of such an approach would come in the future as from experimental data, as from quantum gravity itself.

The generalization of General Relativity action (ignoring the constants)

$$S = \int d^4x \sqrt{-g} R \quad (1)$$

is possible in the different ways. One of them is to study the expansions in scalar curvature, i.e. higher order curvature corrections. At the level of second order, according to the perturbational approach of string theory the most natural choice is 4D curvature invariant — Gauss-Bonnet term $S_{GB} = R_{ijkl}R^{ijkl} - 4R_{ij}R^{ij} + R^2$ [3].

But at the level of 4D action it is not possible to restrict the consideration only with S_{GB} , because it is full derivative, and, therefore, does not contribute to the field equations. It is necessary to connect it with scalar field ϕ to make its contribution dynamical. So, the following 4D effective action with second order curvature corrections can be built:

$$S = \int d^4x \sqrt{-g} \left[-R + 2\partial_\mu \phi \partial^\mu \phi \right.$$

$$\left. + \lambda \xi(\phi) S_{GB} + \dots \right],$$

where λ is string coupling constant. It is not possible to study (as in cosmology) the most simple generalization of the theory only with a scalar field because while dealing with spherically symmetric solutions the “no-hair” theorem restriction must be taken into account.

Treating ϕ as dilatonic field the coupling function $\xi(\phi)$ is fixed from the first string principles and is $\exp(-2\phi)$ [4,5], which leads to :

$$S = \int d^4x \sqrt{-g} \left[-R + 2\partial_\mu \phi \partial^\mu \phi \right. \\ \left. + \lambda e^{-2\phi} S_{GB} + \dots \right]. \quad (2)$$

Such type of an action can be considered as the middle step between General Relativity and Quantum Gravity. But even in the framework of such an action a set of interesting results was obtained. It is necessary to point out the reader’s attention to the so-called Gauss-Bonnet black hole (BH) [6,7]. In the current paper we are showing that this effective string gravity model and its solutions can be applied as a description for last stages of primordial black hole (PBH) evaporation [8], and, therefore, for the description of one of the intriguing modern astrophysical puzzles: dark matter and the possible candidates for this role [9].

The paper is organized as follows: In Section II we briefly recall old results and point out some new features of them, important for the current investigation, Section III is devoted to the establishment of the new form of Hawking evaporation law and, especially, for the detailed description of last stages of Gauss-Bonnet BH evaporation, in Section IV we show that the direct experimental registration of such PBHs according to this model is impossible, Section V is devoted to the PBH relics as dark matter candidates and Section VI contains discussions and conclusions.

II. BLACK HOLE MINIMAL MASS

A. Black hole minimal mass in pure EDGB model

Here we would like to recall briefly our result from Ref. [7].

Starting from the action (2) one can consider the static, spherically symmetric, asymptotically flat black hole solutions. One of the most convenient choice of metric in this model is

$$ds^2 = \Delta dt^2 - \frac{\sigma^2}{\Delta} dr^2 - r^2(d\theta^2 + \sin^2\theta d\varphi^2), \quad (3)$$

where $\Delta = \Delta(r)$, $\sigma = \sigma(r)$.

Asymptotic expansion of the solution has the usual quasi-Schwarzschild form,

$$\begin{aligned} \Delta(r \rightarrow \infty) &= 1 - \frac{2M}{r} + O\left(\frac{1}{r}\right), \\ \sigma(r \rightarrow \infty) &= 1 - \frac{1}{2} \frac{D^2}{r^2} + O\left(\frac{1}{r^2}\right), \\ \phi(r \rightarrow \infty) &= \frac{D}{r} + O\left(\frac{1}{r}\right), \end{aligned}$$

where M and D are ADM mass and dilatonic charge respectively. Using a special code a BH type solution was obtained. This solution provides a regular horizon of quasi-Schwarzschild type and the asymptotic behavior near this horizon r_h is:

$$\begin{aligned} \Delta &= d_1(r - r_h) + d_2(r - r_h)^2 + \dots, \\ \sigma &= s_0 + s_1(r - r_h) + \dots, \\ \phi &= \phi_{00} + \phi_1(r - r_h) + \phi_2(r - r_h)^2 + \dots, \end{aligned} \quad (4)$$

where $(r - r_h) \ll 1$, s_0 , $\phi_0 = e^{-2\phi_{00}}$ and r_h are free independent parameters.

After solving the equations on the first perturbation order one obtains the following limit on the minimal BH size:

$$r_h^{inf} = \sqrt{\lambda} \sqrt{4\sqrt{6}\phi_h(\phi_\infty)}, \quad (5)$$

where λ is the combination of the string coupling constants (*fundamental value*), $\phi_h(\phi_\infty)$ is dilatonic value at r_h . It depends upon dilatonic value at infinity which cannot be determined only in the framework of this model. According to this formula and taking into account the numerical values, the minimal BH mass has the order of Plank one (more precisely ≈ 1.8 Plank unit masses).

It is necessary to point out that the stability of the solution under time perturbations at the event horizon was described in [10]. It was studied at the singularity r_s in [11]. Based on all these results and taking them together we must conclude that the solution is stable in all the particular points, and, therefore, at all the values of initial data set.

B. Effects of moduli fields

Generalizing the model by taking into account the effective contribution of additional compact dimensions in the most simple form — scalar field — we must present the action as

$$\begin{aligned} S &= \int d^4x \sqrt{-g} \left[-R + 2\partial_\mu \phi \partial^\mu \phi \right. \\ &\quad + 2\partial_\mu \psi \partial^\mu \psi + \left(\lambda_\phi e^{-2\phi} + \lambda_\psi \xi(\psi) \right) S_{GB} \\ &\quad \left. + \text{higher order curvature corrections} \right]. \end{aligned} \quad (6)$$

This model was studied in details in [12]. For current investigations it is necessary to emphasize that when the contribution of moduli field value is considered, then a naked singularity can appear if the size of additional dimensions is greater than the BH size. Therefore, we must increase the minimal BH size to 10 Plank masses (to avoid being in naked singularity region). It is very important because, thanks to this effect, we are not in the pure Plank region and, therefore, *have a right to work in the semiclassical approach*. Here, it is necessary to point out that if these additional dimensions are non-compact [13] the BH minimal mass would be much greater.

III. BLACK HOLE EVAPORATION LAW

A. Probability of transition to the last stage

It is necessary to clarify the question about the probability of transition from the first perturbation level of BH to its so-called ground state. This is important because (see Fig.1) if we consider Gauss-Bonnet BHs as PBHs (especially in the region of small masses, where the role of curvature corrections is significant) during all the evaporation we deal with regular horizon, and only at the ground state all the particular points join together (and the internal structure of BH is absent). So, at r_{hmin} the asymptotic form of metric functions is

$$\begin{aligned} \Delta &= const_1 * \sqrt{r - r_{hmin}}, \\ \sigma &= const_2 * \sqrt{r - r_{hmin}}, \end{aligned}$$

hence, $R_{ijkl}R^{ijkl} \approx const_3 * (r - r_{hmin})^{-6}$, i.e. the curvature invariant diverges and this is nonintegrable particularity.

The probability of transition from first BH excitation level to the ground state with minimal mass is (according to [14]):

$$\begin{aligned} P &= const * e^{S_{r_h} - S_{r_{hmin}}} = const * e^{-S_{r_{hmin}}} \\ &\propto const * e^{-\frac{1}{(r - r_{hmin})^5}} = const * e^{-\infty} = 0. \end{aligned}$$

So, one can see that this transition is forbidden and evaporating PBH will never reach the minimal mass state. Therefore, the shape of the BH mass loss rate law changes and becomes the one presented in Fig.2, corresponding to the “toy model” behaviour presented in [15]. Generic form of BH evaporation law in EDGB case is principally the same, but the numerical values (important for experimental search analysis) strongly differ and will be presented in section D.

B. Approximate forms of metric functions

In WKB approximation of the Hawking evaporation all the consideration is made in the small neighbourhood of the event horizon. As our metric functions Δ and σ depend upon radial coordinate r and black hole mass M , i.e. $\Delta = \Delta(M, r)$ and $\sigma = \sigma(M, r)$ (other dependencies are not important), we can use the expansions (4), taking into account only the first terms (partially neglecting the dependence upon radial coordinate r). Using (4) we can represent our metric in the form:

$$\begin{aligned}\Delta(M, r) &= 1 - \frac{2M}{r}\epsilon(M) = \frac{1}{2M\epsilon}(r - 2M\epsilon(M)), \\ \sigma(M, r) &= \sigma_0(M),\end{aligned}\quad (7)$$

with the new functions $\epsilon(M)$ and $\sigma_0(M)$.

Using the numerically calculated data we performed the fits for $\epsilon(M)$ and $\sigma_0(M)$. As we are interested mostly in the last stages of PBH evaporation, where the difference from the standard Bekenstein-Hawking picture is considerable, we can proceed the Taylor expansions around M_{min} . This also helps in performing good fits of the metric functions (see Fig.3 and Fig.4) which can be considered as real Taylor expansions (of M or $1/M$) that are valid between $M = M_{min} = 10 M_{Pl}$ and $M = 1000 M_{Pl}$ with good accuracy.

$$\begin{aligned}\epsilon &= 1 - \frac{\epsilon_1}{M} - \frac{\epsilon_2}{M^2} + \frac{\epsilon_3}{M^3} - \frac{\epsilon_4}{M^4}, \\ \sigma_0 &= \sigma_2(M - M_{min})^2 - \sigma_3(M - M_{min})^3 \\ &\quad + \sigma_4(M - M_{min})^4 - \sigma_5(M - M_{min})^5,\end{aligned}\quad (8)$$

where for $M_{min} = 10 M_{Pl}$ the corresponding coefficients are $\epsilon_1 = 10.004$, $\epsilon_2 = 13.924$, $\epsilon_3 = 2856.3$, $\epsilon_4 = 25375.0$, $\sigma_2 = 0.11933 \cdot 10^{-04}$, $\sigma_3 = 0.30873 \cdot 10^{-07}$, $\sigma_4 = 0.30871 \cdot 10^{-10}$, $\sigma_5 = 0.11051 \cdot 10^{-13}$.

Using this technique we can obtain the PBH evaporation spectra and mass loss rate in an analytical form (of course, valid near the M_{min} point).

C. Black hole evaporation spectra in EDGB model

There is a set of main approaches to the investigation of BH evaporation. In one of them black holes are treated as

immersed in a thermal bath. Therefore, the evaporation can be described as based on WKB approximation of semiclassical tunnelling in a dynamical geometry. In our investigation we follow the techniques described in [16]. The same method was also applied in [17]. Description of some other approaches to BH evaporation can be found in [18,19].

The key idea of the method from Ref. [16] is that the energy of a particle changes its sign during crossing the BH horizon. So, a pair created just inside or just outside the horizon can become not virtual with zero total energy after one member of the pair has tunnelled to the opposite side. The energy conservation plays a fundamental role: only a transition between states with the same total energy is valid. The mass of the residual hole must go down as it radiates (a particle with negative energy goes into the black hole while a particle with positive energy goes away to the observer). Using quantum mechanical rules it is possible to present the imaginary part of the action for an outgoing positive energy particle which crosses the horizon outwards from r_{in} to r_{out} as:

$$Im(S) = Im \int_M^{M-\omega} \int_{r_{in}}^{r_{out}} \frac{dr}{\dot{r}} dH,$$

where ω is the particle's energy, H is total Hamiltonian (and total energy) and the metric is written in such a form to avoid the horizon coordinate singularity. Following [16] we use Painleve's coordinates. The transformation to Painleve metric from the Schwarzschild one can be obtained by changing the time variable:

$$t = t_{old} + r \sqrt{\frac{\sigma^2}{\Delta^2} - \frac{1}{\Delta}}.$$

Substituting t_{old} into (3) one obtains

$$ds^2 = -\Delta dt^2 + 2\sqrt{\sigma^2 - \Delta} dr dt + dr^2 + r^2 d\Omega^2. \quad (9)$$

In WKB approximation the imaginary part of semiclassical action $Im(S)$, describing the probability of tunnelling through the horizon is

$$Im(S) = Im \int_{r_{in}}^{r_{out}} p_r dr = Im \int_{r_{in}}^{r_{out}} \int_0^{p_r} p'_r dr, \quad (10)$$

where p_r is canonical momentum.

For Gauss-Bonnet BH the radial geodesics are described by the equation [7]

$$\dot{r} = \frac{dr}{d\tau} = \frac{\Delta}{\sqrt{\sigma^2 - \Delta} \mp \sigma} = \mp \sigma - \sqrt{\sigma^2 - \Delta}. \quad (11)$$

After substituting expression (11) to the equation (10) one obtains:

$$Im(S) = Im \int_M^{M-\omega} \int_{r_{in}}^{r_{out}} \frac{dr}{\dot{r}} dH = Im \int_0^\omega \int_{r_{in}}^{r_{out}} \frac{dr}{\sigma - \sqrt{\sigma^2 - \Delta}} (-d\omega') = -Im \int_0^\omega \int_{2M\epsilon}^{2(M-\omega)\epsilon} \frac{dr d\omega'}{\sigma - \sqrt{\sigma^2 - \Delta}}. \quad (12)$$

Substituting the expression (7) extended in (8) to the equation (12), the imaginary part of the action can be written as:

$$\begin{aligned} Im(S) &= -Im \int_0^\omega d\omega' \left(\int_{2M\epsilon}^{2(M-\omega')\epsilon} \frac{dr}{\sigma - \sqrt{\sigma^2 - \Delta}} \right) \\ &= -Im \int_0^\omega d\omega' \left(\int_{2M\epsilon}^{2(M-\omega')\epsilon} \frac{dr}{\sigma - \sqrt{\sigma^2 - \frac{r}{2(M-\omega')\epsilon} + 1}} \right) \end{aligned}$$

Changing variables with

$$y = \sqrt{\sigma^2 - \frac{r}{2(M-\omega')\epsilon}} + 1.$$

$Im(S)$ takes the form

$$\begin{aligned} Im(S) &= -Im \int_0^\omega d\omega' \left(\int_{\sqrt{\sigma^2 - \frac{\omega'}{M-\omega'}}}^\sigma \frac{4(M-\omega')\epsilon y dy}{y - \sigma} \right) \\ &= -Im \int_0^\omega d\omega' \left(4(M-\omega')\epsilon \int_{\sqrt{\sigma^2 - \frac{\omega'}{M-\omega'}}}^\sigma \frac{(y - \sigma + \sigma) dy}{y - \sigma} \right) \\ &= -Im \int_0^\omega d\omega' \left(4(M-\omega')\epsilon \sigma \int_{\sqrt{\sigma^2 - \frac{\omega'}{M-\omega'}}}^\sigma \frac{dy}{y - \sigma} \right) \\ &= - \int_0^\omega d\omega' (4(M-\omega')\epsilon \sigma \pi). \end{aligned}$$

As a result the imaginary part of the action takes the form:

$$2Im(S) = \frac{840\pi}{M^2(M-\omega)^2} \alpha,$$

where α is a huge expression (more than 5 pages) that cannot be written here. It can be found at <http://isnwww.in2p3.fr/ams/ImS.ps>.

Using the numerical values for a realistic order of M_{min} around 10 Planck masses, the corresponding $\epsilon_i, i = 1, \dots, 4$ and $\sigma_j, j = 2, \dots, 5$, it is possible to find from (7) the approximate expression for $Im(S)$. As we are interested mostly in the last stages of BH evaporation where the influence of higher order curvature corrections is considerable, the limit $M - M_{min} \ll 1$ can be taken in the following computations, leading to a very different spectrum than the standard Bekenstein-Hawking picture (where $-dM/dt \propto 1/M^2$). Taking into account that from energy conservation a BH cannot emit more energy/mass,

than it has, ω can be bounded: $0 \leq \omega \leq M - M_{min}$. The approximate function expression of $Im(S)(M, \omega)$ for a given M_{min} can then be used in the form

$$Im(S) = k * (M - M_{min})^3, \quad (13)$$

where constant $k = 5 \cdot 10^{-4}$ in Planck unit values with a satisfying accuracy (the plot of $Im(S)$ and its approximation are shown on Fig.5).

D. Energy conservation and mass lost rate

Following Ref. [16], the emission spectrum per degree of freedom can simply be written in standard system of units as:

$$\frac{d^2 N}{dE dt} = \frac{\Gamma_s}{2\pi\hbar} \cdot \frac{\Theta((M - M_{min})c^2 - E)}{e^{Im(S)} - (-1)^{2s}}, \quad (14)$$

$\Gamma_s(M, E)$ being the absorption probability for a particle of spin s and the Heavyside function being implemented to take into account energy conservation with a minimal mass M_{min} (see the previous section). At this point, two questions have to be addressed: which kind of fields are emitted (and which correlative Γ_s have to be used) and which mass range is physically interesting. To answer those questions, the mass loss rate is needed:

$$-\frac{dM}{dt} = \int_0^{(M-M_{min})c^2} \frac{d^2N}{dEdt} \cdot \frac{E}{c^2} dE \quad (15)$$

where the integration is carried out up to $(M - M_{min})c^2$ so as to ensure that the transition below M_{min} is forbidden. The absorption probabilities can clearly be taken in the limit $GME/\hbar c^3 \ll 1$ as we are considering the end-point emission when the cutoff imposed by M_{min} prevents the black hole from emitting particle with energies of the order of kT . Using analytical formulae [21] and expanding $\exp(Im(S))$ to the first order with the approximation according to (13), it is easy to show that the emission of spin-1 particles, given by (per degree of freedom)

$$-\frac{dM}{dt} \approx \frac{16}{9\pi} \frac{G^4 M_{Pl}}{\hbar^5 c^2 k} M^4 (M - M_{min})^3 \quad (16)$$

dominates over $s=1/2$ and $s=2$ emission whatever the considered energy in the previously quoted limit. It is interesting to point out that the fermion emission around M_{min} is not strongly modified by the EDGB model as, in the lowest order, $\exp(Im(S)) - (-1)^{2s} \approx 2$. Furthermore, if energy conservation was implemented as a simple cutoff in the Hawking spectrum, the opposite result would be obtained: $s=1/2$ particles would dominate the mass loss rate as the power of (ME) in the absorption probability is the smallest one. If we restrict ourselves to massless particles, *i.e.* the only ones emitted when M is very close to M_{min} , the metric modification therefore changes the endpoint emission nature from neutrinos to photons. The real mass loss rate is just twice the one given here to account for the electromagnetic helicity states.

With this expression $-dM/dt = f(M)$, it is possible to compute the mass M at any given time t after formation at mass M_{init} as:

$$t = \int_M^{M_{init}} \frac{dM}{f(M)} \approx \frac{9\pi k \hbar^5 c^2}{32 G^4 M_{Pl}^3} \times \frac{1}{M_{min}^4 (M - M_{min})^2} \quad (17)$$

where only the dominant term in the limit $t \rightarrow \infty$ is taken from the analytical primitive of the function. As expected, the result does not depend on M_{init} which is due to the fact that the time needed to go from M_{init} to a few times M_{min} is much less than the time taken to go from a few times M_{min} to M as long as $M_{init} \ll 10^{15}$ g for $t \approx 10^{17}$ s. At time t after formation, the mass is

given by:

$$M \approx M_{min} + \sqrt{\frac{9k\pi\hbar^5 c^2}{8M_{min}^4 G^4 M_{Pl}^3 t}} \quad (18)$$

This mass can be implemented in the emission spectrum formula:

$$\frac{d^2N}{dEdt} \approx \frac{32}{3\pi} \left(\frac{8}{9\pi}\right)^{\frac{3}{2}} G^{10} \hbar^{-\frac{25}{2}} c^{-15} M_{Pl}^{\frac{15}{2}} M_{min}^{10} k^{-\frac{5}{2}} \times t^{\frac{3}{2}} E^4 \Theta \left(\sqrt{\frac{9k\pi\hbar^5 c^6}{8M_{min}^4 G^4 M_{Pl}^3 t}} - E \right) \quad (19)$$

leading to a frequency f given by

$$f = \int_0^{(M-M_{min})c^2} \frac{d^2N}{dEdt} dE \approx \frac{36}{15} \cdot \frac{1}{t}. \quad (20)$$

If we want to investigate the possible relic emission produced now from PBHs formed in the early universe with small masses, this leads to a frequency around $6 \cdot 10^{-18}$ Hz with a typical energy of the order of $1.8 \cdot 10^{-6}$ eV. This emission rate is very small as it corresponds to the evaporation into photons with wavelength much bigger than the radius of the black hole. It should, nevertheless, be emphasized that the spectrum is a monophonically increasing function of energy, up to the cutoff, with a E^4 behaviour. Furthermore, it shows that, although very small in intensity, the evaporation never stops and leads to a mass evolution in $1/\sqrt{t}$.

IV. EXPERIMENTAL REGISTRATION

We investigate in this section the possibility to register the previously given relic emission. Let R be the distance from the observer, z the redshift corresponding to the distance R , θ the opening angle of the detector (chosen so that the corresponding solid angle is $\Omega = 1$ sr), $d^2N/dEdt(E, t)$ the individual differential spectrum of a black hole relic (BHR) at time t , $\rho(R)$ the numerical BHR density taking into account the cosmic scale factor variations, R_{max} the horizon in the considered energy range, t_{univ} the age of the Universe and H the Hubble parameter. The "experimental" spectrum F ($J^{-1} \cdot s^{-1} \cdot sr^{-1}$) can be written as:

$$F = \int_0^{R_{max}} \frac{d^2N}{dEdt} \left(E(1+z), t_{univ} - \frac{R}{c} \right) \times \frac{\rho(R) \cdot \pi R^2 \tan^2(\theta)}{4\pi R^2} dR \quad (21)$$

which leads to:

$$F = \tan^2(\theta) \frac{8}{3\pi} \left(\frac{8}{9\pi}\right)^{\frac{3}{2}} G^{10} \hbar^{-\frac{25}{2}} c^{-15} M_{Pl}^{\frac{15}{2}} M_{min}^{10} \times k^{-\frac{5}{2}} E^4 \int_0^{R_{max}} \rho(R) \left(\frac{1 + \frac{HR}{c}}{1 - \frac{HR}{c}} \right)^2 \left(t_{univ} - \frac{R}{c} \right)^{\frac{3}{2}} dR$$

$$\times \Theta \left(\sqrt{\frac{9k\pi\hbar^5 c^6}{8M_{min}^4 G^4 M_{Pl}^3 (t - \frac{R}{c})}} - E \sqrt{\frac{1 + \frac{HR}{c}}{1 - \frac{HR}{c}}} \right) dR \quad (22)$$

This integral can be analytically computed and takes into account both the facts that BHRs far away from Earth must be taken at an earlier stage of their evolution and that energies must be redshifted. With G a primitive of the function to be integrated without the Heavyside function, the flux can be written as

$$F = K \{ \Theta(R_1) [G(R_1) - G(0)] + \Theta(R_{max} - R_2) [G(R_{max}) - G(R_2)] + (\Theta(-R_1)\Theta(-R_2) + \Theta(R_2 - R_{max})\Theta(R_1 - R_{max})) [G(R_{max}) - G(0)] \} \quad (23)$$

where K accounts for all the constants and R_1, R_2 are the roots of the second degree polynom obtained by requiring the argument of the Heavyside function to be positive. Even assuming the highest possible density of BHRs ($\Omega_{BHR} = \Omega_{CDM} \approx 0.3$) and R_{max} around the Universe radius, the resulting flux is extremely small: $F \approx 1.1 \cdot 10^7 \text{ J}^{-1} \text{ s}^{-1} \text{ m}^{-2} \text{ sr}^{-1}$ around 10^{-6} eV , nearly 20 orders of magnitude below the background! This closes the question about possible direct detection of BHRs emission.

V. PRIMORDIAL BLACK HOLES AS DARK MATTER CANDIDATES

The idea of PBH relics as a serious candidate for cold dark matter was first mentioned in [9]. It was shown that in a Friedman universe without inflation, Planck-mass remnants of evaporating primordial black holes could be expected to have close to the critical density. Nevertheless, the study was based on the undemonstrated assumption that either a stable object forms with a mass around M_{Pl} or a naked space-time singularity is left. Our study provides new arguments in favour massive relic objects, probably one order of magnitude above Planck mass, and could revive the interest in such non-baryonic dark matter candidates. An important problem is still to be addressed in standard inflationary cosmology: the rather large size of the horizon at the end of inflation. The standard formation mechanism of PBHs requires the mass of the black holes to be of the order of the horizon mass at the formation time and only those created after inflation should be taken into account as the huge increase of the scale factor would extremely dilute all the ones possibly formed before. It is easy to show that under such assumptions the density of Planck relics is very small:

$$\Omega_{Pl} = \Omega_{PBH} \frac{\alpha - 2}{\alpha - 1} M_H^{1-\alpha} M_*^{\alpha-2} M_{min} \quad (24)$$

where Ω_{PBH} is the density of PBHs not yet evaporated, α is the spectral index of the initial mass spectrum ($=5/2$ in

the standard model for a radiation dominated Universe), M_* is the initial mass of a PBH which evaporating time is the age of the Universe ($\approx 5 \cdot 10^{14} \text{ g}$) and M_H is the horizon mass at the end of inflation. This latter can be expressed as

$$M_H = \gamma^{\frac{1}{2}} \frac{1}{8} \frac{M_{Pl}}{t_{Pl}} t_i \approx \gamma^{\frac{1}{2}} \frac{1}{8} \frac{M_{Pl}}{t_{Pl}} \frac{0.24}{(T_{RH}/1\text{Mev})^2} \quad (25)$$

where T_i is the formation time and T_{RH} is the reheating temperature. Even with the highest possible value for T_{RH} , around 10^{12} GeV (here it is necessary to emphasize that according to Ref. [22] if the reheating temperature is more than 10^9 GeV , BHR remnants should be present at current moment) and the upper limit on Ω_{PBH} coming from gamma-rays, around $6 \cdot 10^{-9}$ the resulting density is extremely small: $\Omega_{Pl} \approx 10^{-16}$.

There are, nevertheless, at least two different ways to revive the interest in PBH dark matter. The first one is related to relics that would be produced from an initial mass spectrum decreasing fast enough, so as to overcome the gamma-rays limit. The second one would be to have a large amount of big PBHs, between 10^{15} g and 10^{25} g , where experiments are completely blind: such black holes are too heavy to undergo Hawking evaporation and too light to be seen by microlensing experiments (mostly because of the finite size effect [23]). The most natural way to produce spectra with such features is inflationary models with a scale, either corresponding to a change in the spectral index of the fluctuations power spectrum [24] either corresponding to a step [25].

VI. DISCUSSION AND CONCLUSIONS

In this paper the BH type solution of 4D effective string gravity action with the higher order curvature corrections was applied to the description of BHRs. The corrected version of evaporation law near the minimal BH mass was established. It was shown that the standard Bekenstein-Hawking evaporation law must be modified in the neighbourhood of the last stages. Our main conclusion is to show that contrarily to what is usually thought the evaporation does not end up by the emission of a few quanta with energy around Planck values but goes asymptotically to zero with an infinite characteristic time scale.

Substituting the numerical values we obtained that in the frames of this effective perturbational 4D string gravity model the probability of experimental registration of the products of evaporation of BHRs is impossible. This gives an opportunity to consider these BHRs as one for the main candidates for cold dark matter in our Universe.

ACKNOWLEDGMENTS

S.A. would like to thank the AMS Group in the Institut des Sciences Nucleaires (CNRS/UJF) de Grenoble

for kind hospitality. A.B. & G.B are very grateful to the Sternberg Astronomical Institute for inviting them. This work was supported in part by “Universities of Russia: Fundamental Investigations” grant No. 990777.

-
- [1] A. Linde, Phys.Rept. **333**, 575 (2000).
 - [2] S.W.Hawking, Phys.Rev. **D62**, 043501 (2000).
 - [3] C.G.Callan, D.Friedan, E.J.Martinec, N.J.Pery, Nucl. Phys. **B294**, 593 (1985).
 - [4] A.Tseytlin, “String Solutions with Nonconstant Scalar Fields” *Published in the proceedings of International Symposium on Particle Theory, Wendisch-Rietz, Germany, 7-11 Sep 1993 (Ahrenschoop Symp.1993:0001-13)*, hep-th/9402082
 - [5] B.Zwiebach, Phys.Lett. **B156**, 315 (1985); E.Poisson, Class.Quant.Grav. **8**, 639 (1991); D.Witt, Phys.Rev. **D38**, 3000 (1988); J.T.Wheeler, Nucl.Phys. **B268**, 737 (1986), Nucl.Phys. **B273**, 732 (1986); G.W.Gibbons and K.Maeda, Nucl.Phys. **B298**, 741 (1988); D.Garfinkle, G.Horowitz and A.Strominger, Phys.Rev. **D43**, 3140 (1991), Phys.Rev. **D45**, 3888 (1992).
 - [6] S. Mignemi and N.R. Stewart, Phys. Rev. **D47**, 5259 (1993); P. Kanti, N.E. Mavromatos, J. Rizos, K. Tamvakis and E. Winstanley, Phys. Rev. **D54**, 5049 (1996); T. Torii, H. Yajima, and K. Maeda, Phys. Rev. **D55**, 739 (1997).
 - [7] S.O. Alexeyev and M.V. Pomazanov, Phys. Rev. **D55**, 2110 (1997); S.O. Alexeyev and M.V. Sazhin, Gen. Relativ. and Grav. **8**, 1187 (1998); S.O. Alexeyev, M.V. Sazhin and M.V.Pomazanov, Int. J. Mod. Phys. **D10**, 225 (2001).
 - [8] J.D.Bekensten, Phys. Rev. **D49**, 1912 (1994).
 - [9] A.G.Polnarev, M.Yu.Khlopov, Astronomicheskii Zhurnal (Astronomical Journal) **58**, 706 (1981), in Russian; M.Yu.Khlopov, B.A.Malomed, Ya.B.Zeldovich, MNRAS **215**, 575 (1985); J.H.MacGibbon, Nature **329**, 308 (1987); J.H.MacGibbon, B.Carr, Ap.J. **371**, 447 (1991); V.I.Manko, M.A.Markov, Phys.Lett. **A172**, 331 (1993).
 - [10] P. Kanti, N.E. Mavromatos, J. Rizos, K. Tamvakis and E. Winstanley, Phys.Rev. **D57**, 6255 (1998); T.Torii, K.Maeda, Phys.Rev. **D58**, 084004 (1998).
 - [11] O.Khovanskaya, “Dilatonic black hole time stability”, submitted to Grav. & Cosmol.
 - [12] S.Alexeyev, S.Mignemi, Class. Quant. Grav. **18**, 4165 (2001).
 - [13] L.Randall, R.Sundrum, Phys. Rev. Lett. **83**, 4690 (1999).
 - [14] P.R. Branoff, D.R. Brill, “Instantons for black hole pair production”, To be published in a festschrift for J.V. Narlikar, Kluwer Academic Pub., 1999, gr-qc/9811079
 - [15] S.Alexeyev, A.Barrau, G.Boudoul, O.Khovanskaya, M.Sazhin, “Simplified model of black hole evaporation at last stages”, submitted to Astronomy Letters (Pazh), (2002).
 - [16] M.K.Parikh, F.Wilczek, Phys. Rev. Lett. **85**, 24 (2000).
 - [17] K.Srinivasan, T. Padamanabhan, Phys. Rev. **D60**, 24007 (1999).
 - [18] T.Damur, R.Ruffini, Phys. Rev. **D14**, 332 (1976).
 - [19] D.N.Page, Phys.Rev. **D13**, 198 (1976); **D14**, 3260 (1976); **D16**, 2402 (1977).
 - [20] W.A.Hiscock, Phys. Rev. **23**, 2823 (1981).
 - [21] J.M.Blatt, V.F.Weisskopf, Theoretical Nuclear Physics (Wiley, New York, 1952), p. 520; A.A.Starobinsky, S.M.Churilov, Zh. Eksp. Fiz. **65**, 3 (1973); J.H.MacGibbon, B.R.Webber, Phys. Rev. **D41**, 3052 (1990).
 - [22] S.Alexeyev, O.Khovanskaya, M.Sazhin, Astronomy Letters (Pazh) **28**, 139 (2002).
 - [23] C. Renault *et al.*, Astronomy & Astrophysics, **324**, L69 (1997).
 - [24] H.I. Kim, Phys.Rev. **D62**, 063504 (2000).
 - [25] T. Bringmann, C. Kiefer, D. Polarski, Phys. Rev. **D65**, 024008 (2002).

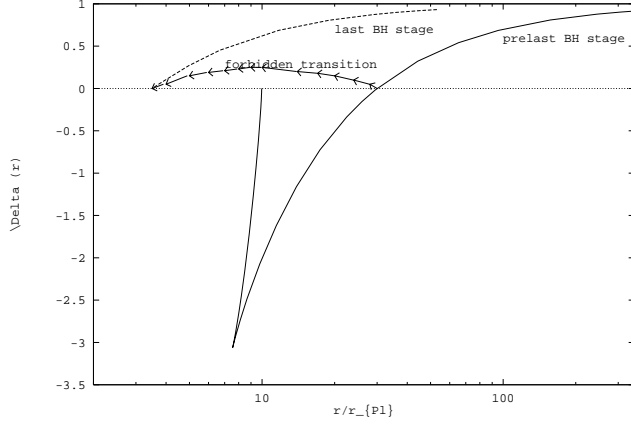


FIG. 1. Illustration of the moment of last transition. Prelast state is characterized by the regular horizon with the usual quasi-Schwarzschild configuration. The last state is singular configuration making the transition from prelast to last state forbidden.

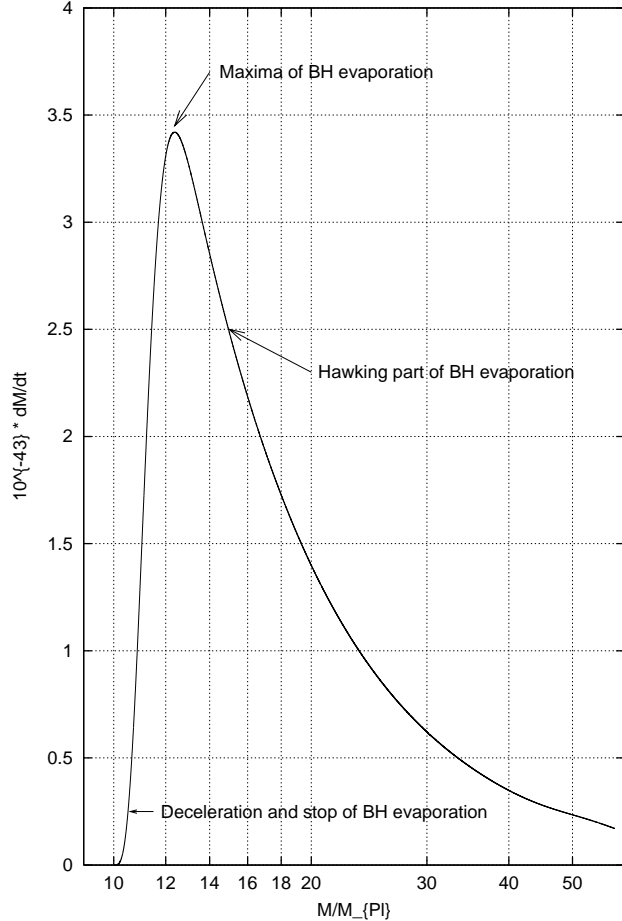


FIG. 2. Shape of BH mass lost rate versus BH mass when the energy conservation is taken into account. Right part of the graph represents the usual Hawking evaporation law when $-dM/dt \sim 1/M^2$. Left part shows the picture at last stages when evaporation decelerates and then stops, distinguishing the minimal possible mass (“ground state”).

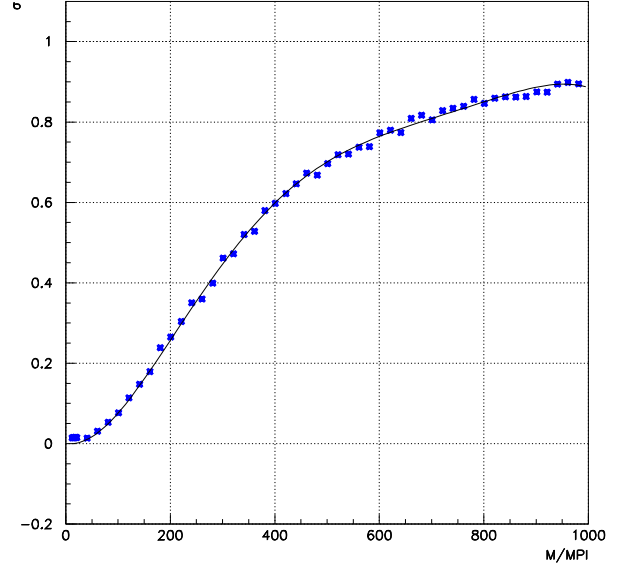


FIG. 3. Metric function σ as a function of the mass M in Planck units for a fixed minimal mass $M_{Min} = 10M_{Pl}$. Stars are numerically computed values and the line is the fit used to derive the spectrum.

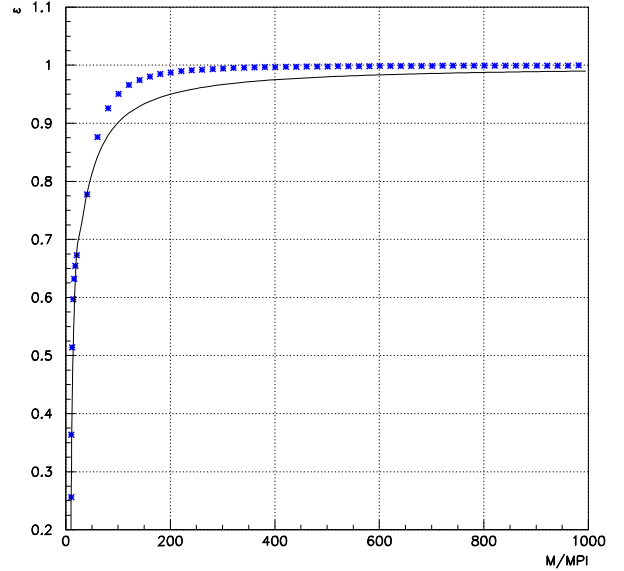


FIG. 4. Metric function ϵ as a function of the mass M in Planck units for a fixed minimal mass $M_{Min} = 10M_{Pl}$. Stars are numerically computed values and the line is the fit used to derive the spectrum.

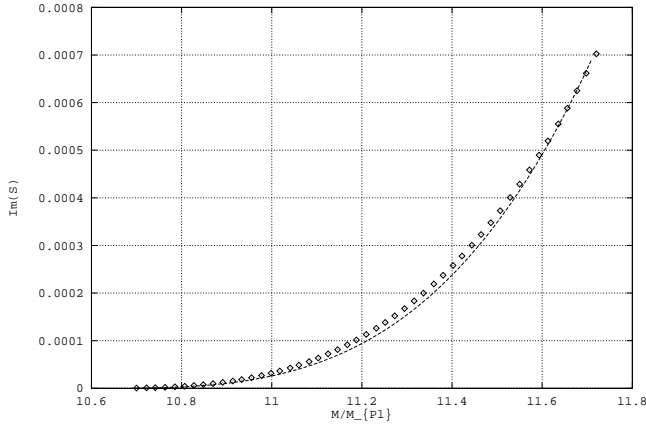


FIG. 5. $Im(S)$ (dots) and the fit $(5 \cdot 10^{-4}) * (M - M_{min})^3$ (dashed line) versus BH mass M during the last stages of BH evaporation in the Gauss-Bonnet case with $M_{min} = 10.6M_{Pl}$. It is necessary to note that during last stages of evaporation the emitted energy $\omega < M - M_{min} \ll 1$. For fixed values of $\omega = \omega_i^*$ in the vicinity of M_{min} ($O(M_{min}) = 0.01$) the mass $M \in (M_{min} + \omega_i^*, M_{min} + \omega_i^* + O(M_{min}))$. So, for different values of ω^* ($\omega_{i+1}^* = \omega_i^* + O(M_{min})$, $\omega_1^* = 0.1$, $i \in N$) M belongs to different (without intersection) intervals. Finally, $Im(S)$ is represented as connection of such intervals with the most probable values of $\omega_i^* \in (0.1, 1.1)$.