

# The Impact of CSI and Power Allocation on Relay Channel Capacity and Cooperation Strategies

Chris T. K. Ng, *Student Member, IEEE*, Andrea J. Goldsmith, *Fellow, IEEE*

## Abstract

Capacity gain from transmitter and receiver cooperation are compared in a relay network where the cooperating nodes are close together. Under quasi-static channels, when all nodes have equal average transmit power along with full channel state information (CSI), it is shown that transmitter cooperation outperforms receiver cooperation, whereas the opposite is true when power is optimally allocated among the cooperating nodes but only CSI at the receiver (CSIR) is available. When the nodes have equal power with CSIR only, cooperative schemes are shown to offer no capacity improvement over non-cooperation under the same network power constraint. When the system is under optimal power allocation with full CSI, the decode-and-forward transmitter cooperation rate is close to its cut-set capacity upper bound, and outperforms compress-and-forward receiver cooperation. Under Rayleigh fading in the high SNR regime, similar conclusions follow. Cooperative systems provide resilience to channel fading; however, capacity becomes more sensitive to power allocation, and the cooperating nodes need to be closer together for the decode-and-forward scheme to be capacity-achieving. Moreover, to realize capacity improvement, full CSI is necessary in transmitter cooperation, while in receiver cooperation optimal power allocation is essential.

## Index Terms

Capacity, transmitter cooperation, receiver cooperation, channel state information (CSI), power allocation, relay channel.

This work was supported by the US Army under MURI award W911NF-05-1-0246, the ONR under award N00014-05-1-0168, and a grant from Intel. The material in this paper was presented in part at the IEEE International Symposium on Information Theory, Adelaide, Australia, September 2005, and at the IEEE International Conference on Communications, Istanbul, Turkey, June 2006.

Chris T. K. Ng and Andrea J. Goldsmith are with the Department of Electrical Engineering, Stanford University, Stanford, CA 94305 USA (e-mail: ngctk@wsl.stanford.edu; andrea@wsl.stanford.edu).

# The Impact of CSI and Power Allocation on Relay Channel Capacity and Cooperation Strategies

## I. INTRODUCTION

**I**N ad hoc wireless networks, cooperation among nodes can be exploited to improve system performance. In particular, cooperation among transmitters or receivers has been shown to improve capacity. However, it is not clear if transmitter cooperation or receiver cooperation offers greater benefits in terms of capacity improvement. The effectiveness of cooperation, moreover, may be dependent upon operating conditions such as the ease of acquiring channel state information (CSI) and the allocation of power among cooperating nodes. In this paper, we evaluate the relative benefits of transmitter and receiver cooperation, and consider the cooperative capacity gain under different CSI and power allocation assumptions.

The benefits of node cooperation in wireless networks have been recently investigated by several authors. The idea of cooperative diversity was pioneered in [1], [2], where the transmitters cooperate by repeating detected symbols of other transmitters. It was shown that cooperation can enlarge the achievable rate region when compared to the non-cooperative system. In [3] the transmitters forward parity bits of the detected symbols, instead of the entire message, to achieve cooperation diversity. Cooperative diversity and outage behavior was studied in [4], where it was shown that orthogonal cooperative protocols can achieve full spatial diversity order. Multiple-antenna systems and cooperative ad hoc networks were compared in [5]–[7], and the capacity gain from transmitter and receiver cooperation was characterized under different bandwidth allocation assumptions. Information-theoretic achievable rate regions and bounds were derived in [8]–[12] for channels with transmitter and/or receiver cooperation. In [13] cooperative strategies for relay networks were presented, in which it was shown that the decode-and-forward scheme is close to optimal when the relay is near the transmitter, whereas the compress-and-forward scheme is superior when the relay is near the receiver.

In this work we consider the system model, first presented in [14], [15], where a relay can be

deployed either near the transmitter, or near the receiver. Hence unlike previous works where the channel was assumed given, we treat the placement of the relay, and thus the resulting channel, as a design parameter. Capacity improvement from cooperation is considered under system models of full CSI or CSI at the receiver (CSIR) only, with optimal or equal power allocation among the cooperating nodes. We first focus on quasi-static channels with constant magnitudes, then we extend the analysis to consider Rayleigh fading channels in the high signal-to-noise ratio (SNR) regime.

The rest of the paper is organized as follows. Section II presents the system model, the different CSI and power allocation assumptions, and the transmitter and receiver cooperation strategies. Section III evaluates the relative benefits of transmitter and receiver cooperation under quasi-static channels. Rayleigh fading channels are considered in Section IV, in which the effects of fading on transmitter and receiver cooperation are examined, and the necessary conditions for cooperative capacity gain are identified. Section V concludes the paper.

## II. SYSTEM MODEL

### A. Channel Model

Consider a discrete-time frequency-flat single-antenna channel with additive white Gaussian noise (AWGN). To exploit cooperation, a relay can be deployed either close to the transmitter to form a transmitter cluster, or close to the receiver to form a receiver cluster, as illustrated in Fig. 1. The transmitter cooperation relay network in Fig. 1(a) is described by

$$y_1 = \sqrt{g}h_2x + n_1, \quad y = h_1x + h_3x_1 + n, \quad (1)$$

where  $x, y, n, x_1, y_1, n_1, h_i \in \mathbb{C}$ ,  $i = 1, 2, 3$ ,  $g \in \mathbb{R}_+$ :  $x$  is the signal sent by the transmitter,  $y$  is the signal received by the receiver,  $y_1, x_1$  are the received and transmitted signals of the relay, respectively, and  $n, n_1$  are independent identically distributed (iid) zero-mean circularly symmetric complex Gaussian (ZMCSCG) noise with unit variance. Similarly, the receiver cooperation relay network in Fig. 1(b) is given by

$$y_1 = h_2x + n_1, \quad y = h_1x + \sqrt{g}h_3x_1 + n. \quad (2)$$

We assume the average path loss power attenuation between the clusters is normalized to unity with  $\mathbb{E}[|h_i|^2] = 1$ , while within the cluster it is denoted by  $g$ . As the cooperating nodes are assumed to be close to each other, the scenario of interest is when  $g$  is large.




Fig. 1. Cooperation system model.

We consider two models of channel fading. In Section III, we focus on investigating the effects of node geometry and assume quasi-static channels with constant magnitudes:  $h_i = e^{j\theta_i}$ , where  $\theta_i \sim U[0, 2\pi]$  is iid uniform, and  $\theta_i$  remains unchanged after its realization. Then in Section IV we consider Rayleigh fading where the channel gain  $h_i$  is iid ZMCSCG with unit variance; hence the corresponding power gain is iid exponential with unit mean:  $\gamma_i \triangleq |h_i|^2 \sim \exp(1)$ .

The output of the relay depends causally on its past inputs. We assume an average network power constraint on the system:  $E[|x|^2 + |x_1|^2] \leq P$ , where the expectation is taken over repeated channel uses. The network power constraint model is applicable when the node configuration in the network is not fixed. For example, in an ad hoc wireless network, a particular node might take on the role of the transmitter over some time period, but act as the relay over another time period.

### B. CSI and Power Allocation

We compare the rate achieved by transmitter cooperation versus that by receiver cooperation under different operating conditions. For the quasi-static channels in Section III, we consider two models of CSI: i) every node has full CSI (i.e., the transmitter, relay and receiver all know  $\theta_1, \theta_2, \theta_3$  and  $g$ ); and ii) the nodes have CSIR only (i.e., the relay knows  $\theta_2$ , the receiver knows  $\theta_1, \theta_3$ , and the transmitter, relay and receiver all know  $g$ ). For the Rayleigh fading channels in Section IV, we assume a fast-fading environment, where the receiver has CSI to perform coherent detection, but there is no fast feedback link to convey the CSI to the transmitter. Hence the transmitter has only channel distribution information (CDI), but no knowledge of the instantaneous channel realizations. We assume the duration of the transmission codewords is long enough to undergo all channel realizations, and thus ergodic capacity is used to characterize the transmission rate of the channel.

Independent of the fading and CSI assumptions, we consider two models of power allocation: i) power is optimally allocated between the transmitter and the relay, i.e.,  $E[|x|^2] \leq \alpha P$ ,  $E[|x_1|^2] \leq (1 - \alpha)P$ , where  $\alpha \in [0, 1]$  is a parameter to be optimized based on CDI and node geometry  $g$ ; ii) the network is homogeneous and all nodes have equal average power constraints, i.e.,  $E[|x|^2] \leq P/2$  and  $E[|x_1|^2] \leq P/2$ . Power allocation for AWGN relay channels with arbitrary channel gains was treated in [10], and for fading relay channels with CSI at the transmitter (CSIT) in [16], [17]; in this paper we consider only the case when the cooperating nodes form a cluster, and under fast Rayleigh fading we assume the transmitter is not able to adapt to the instantaneous channel realizations.

### C. Cooperation Strategies

The three-terminal network shown in Fig. 1 is a relay channel [18], [19], and its capacity is not known in general. The cut-set bound described in [19], [20] provides a capacity upper bound. Achievable rates obtained by two coding strategies were also given in [19]. The first strategy [19, Thm. 1] has become known as (along with other slightly varied nomenclature) “decode-and-forward” [4], [8], [13], and the second one [19, Thm. 6] is called “compress-and-forward” [9], [10], [13]. In particular, it was shown in [13] that decode-and-forward approaches capacity (and achieves capacity under certain conditions) when the relay is near the transmitter, whereas compress-and-forward is close to optimum when the relay is near the receiver. Therefore, in our analysis decode-and-forward is used in transmitter cooperation, while compress-and-forward is used in receiver cooperation.

To evaluate the capacity gain from cooperation, the transmitter and receiver cooperation rates are compared to the non-cooperative capacity when the relay is not available, i.e., the capacity of a single-user channel under the same network power constraint  $P$ . Therefore, in the quasi-static channel in Section III, the non-cooperative capacity  $C_n$  is given by  $\mathcal{C}(1)$ , where  $\mathcal{C}(x) \triangleq \log(1 + xP)$ . Whereas in the Rayleigh fading channel in Section IV, the non-cooperative ergodic capacity is given by  $\overline{C}_n = E[\mathcal{C}(\gamma_1)]$ . In this paper all logarithms are base 2.

## III. QUASI-STATIC CHANNELS

In this section we assume the channels in the relay network are quasi-static with constant magnitudes, i.e.,  $h_i = e^{j\theta_i}$ ,  $\theta_i \sim U[0, 2\pi]$  iid,  $i = 1, 2, 3$ . We consider the cases when the nodes

<i>Case</i>	<i>Description</i>
Case 1	Optimal power allocation with full CSI
Case 2	Equal power allocation with full CSI
Case 3	Optimal power allocation with CSIR only
Case 4	Equal power allocation with CSIR only

TABLE I

COOPERATION UNDER DIFFERENT OPERATING CONDITIONS

<i>Notation</i>	<i>Description</i>
$C_t$	Transmitter cooperation cut-set bound
$R_t$	Decode-and-forward transmitter cooperation rate
$C_r$	Receiver cooperation cut-set bound
$R_r$	Compress-and-forward receiver cooperation rate
$C_n$	Non-cooperative channel capacity

TABLE II

NOTATIONS FOR THE UPPER BOUNDS AND ACHIEVABLE RATES

have full CSI or CSIR only, and the cases when the network is under optimal power allocation or equal power allocation. Considering the combinations of the different CSI and power allocation models, Table I enumerates the four cases under which the relative benefits of transmitter and receiver cooperation are investigated. In terms of notation, a capacity upper bound is denoted by  $C$ , whereas an achievable rate is denoted by  $R$ . The subscript  $t$  represents transmitter cooperation, and  $r$  represents receiver cooperation. The notations are summarized in Table II. A superscript is used, when applicable, to denote the case under consideration; e.g.,  $C_t^1$  corresponds to the transmitter cut-set bound in Case 1: Optimal power allocation with full CSI.

#### A. Transmitter Cooperation

Suppose that the transmitter is operating under an average power constraint  $\alpha P$ ,  $0 \leq \alpha \leq 1$ , and the relay under constraint  $(1 - \alpha)P$ . Then for the transmitter cooperation network depicted

in Fig. 1(a), the cut-set bound [20] is

$$C_t = \max_{0 \leq \rho \leq 1} \min \left\{ \mathcal{C} \left( \alpha(g+1)(1-\rho^2) \right), \mathcal{C} \left( 1 + 2\rho\sqrt{\alpha(1-\alpha)} \right) \right\}, \quad (3)$$

where  $\rho$  represents the correlation between the transmit signals of the transmitter and the relay. With optimal power allocation in Case 1 and Case 3,  $\alpha$  is to be further optimized, whereas  $\alpha = 1/2$  in Case 2 and Case 4 under equal power allocation.

In the decode-and-forward transmitter cooperation strategy, transmission is done in blocks: the relay first fully decodes the transmitter's message in one block, then in the ensuing block the relay and the transmitter cooperatively send the message to the receiver. The decode-and-forward transmitter cooperation rate is given in [13]:

$$R_t = \max_{0 \leq \rho \leq 1} \min \left\{ \mathcal{C} \left( \alpha g(1-\rho^2) \right), \mathcal{C} \left( 1 + 2\rho\sqrt{\alpha(1-\alpha)} \right) \right\}, \quad (4)$$

where  $\rho$  and  $\alpha$  carry similar interpretations as described above in (3). Note that  $R_t|_g = C_t|_{g-1}$  for  $g \geq 1$ , which can be used to aid the calculation of  $R_t$  in the subsequent sections.

### B. Receiver Cooperation

For the receiver cooperation network shown in Fig. 1(b), the cut-set bound is

$$C_r = \max_{0 \leq \rho \leq 1} \min \left\{ \mathcal{C} \left( 2\alpha(1-\rho^2) \right), \mathcal{C} \left( \alpha + (1-\alpha)g + 2\rho\sqrt{\alpha(1-\alpha)g} \right) \right\}. \quad (5)$$

In the compress-and-forward receiver cooperation strategy, the relay sends a compressed version of its observed signal to the receiver. The compression is realized using Wyner-Ziv source coding [21], which exploits the correlation between the received signal of the relay and that of the receiver. The compress-and-forward receiver cooperation rate is given in [10], [13]:

$$R_r = \mathcal{C} \left( \frac{\alpha(1-\alpha)g}{(1-\alpha)g + 2\alpha + 1/P} + \alpha \right). \quad (6)$$

Likewise, in (5) and (6)  $\alpha$  needs to be optimized in Case 1 and Case 3, and  $\alpha = 1/2$  in Case 2 and Case 4.

*Case 1: Optimal power allocation with full CSI*

Consider the transmitter cooperation cut-set bound in (3). Recognizing the first term inside  $\min\{\cdot\}$  is a decreasing function of  $\rho$ , while the second one is an increasing one, the optimal  $\rho^*$  can be found by equating the two terms (or maximizing the lesser term if they do not equate). Next the optimal  $\alpha^*$  can be calculated by setting its derivative to zero. The other upper bounds and achievable rates, unless otherwise noted, can be optimized using similar techniques; thus in the following sections they will be stated without repeating the analogous arguments.

The transmitter cooperation cut-set bound is found to be

$$C_t^1 = \mathcal{C}\left(\frac{2(g+1)}{g+2}\right), \quad (7)$$

with  $\rho^* = \sqrt{g/(g+4)}$ ,  $\alpha^* = (g+4)/(2g+4)$ . The decode-and-forward transmitter cooperation rate is

$$R_t^1 = \begin{cases} \mathcal{C}\left(\frac{2g}{g+1}\right) & \text{if } g \geq 1, \\ \mathcal{C}(g) & \text{if } g < 1, \end{cases} \quad (8)$$

with  $\rho^* = \sqrt{(g-1)/(g+3)}$ ,  $\alpha^* = (g+3)/(2g+2)$  if  $g \geq 1$ , and  $\rho^* = 0$ ,  $\alpha^* = 1$  otherwise. It can be observed that the transmitter cooperation rate  $R_t^1$  in (8) is close to its upper bound  $C_t^1$  in (7) when  $g \gg 1$ .

For receiver cooperation, the cut-set bound is given by

$$C_r^1 = \mathcal{C}\left(\frac{2(g+1)}{g+2}\right), \quad (9)$$

with  $\rho^* = 1/\sqrt{g^2+2g+2}$ ,  $\alpha^* = (g^2+2g+2)/(g^2+3g+2)$ . For the compress-and-forward receiver cooperation rate  $R_r^1$ , the expression of the optimal value  $\alpha^*$  in (6) does not have a simple form that permits straightforward comparison of  $R_r^1$  with the other upper bounds and achievable rates. Instead we consider an upper bound to  $R_r^1$ , which has a simpler expression. The upper bound  $R_r'$  is obtained by omitting the term  $1/P$  in the denominator in (6) as follows:

$$R_r^1 = \max_{0 \leq \alpha \leq 1} \mathcal{C}\left(\frac{\alpha(1-\alpha)g}{(1-\alpha)g+2\alpha+1/P} + \alpha\right) \quad (10)$$

$$< \max_{0 \leq \alpha \leq 1} \mathcal{C}\left(\frac{\alpha(1-\alpha)g}{(1-\alpha)g+2\alpha} + \alpha\right) \triangleq R_r'. \quad (11)$$

Since the term  $(1-\alpha)g+2\alpha$  in the denominator in (10) ranges between 2 and  $g$ , the upper bound  $R_r'$  in (11) is tight when  $g > 2$  and  $P \gg 1$ . Specifically, for  $g > 2$ , the receiver cooperation rate upper bound is found to be

$$R_r' = \mathcal{C}\left(\frac{2g(\sqrt{g-1}-1)(g-1-\sqrt{g-1})}{\sqrt{g-1}(g-2)^2}\right), \quad (12)$$



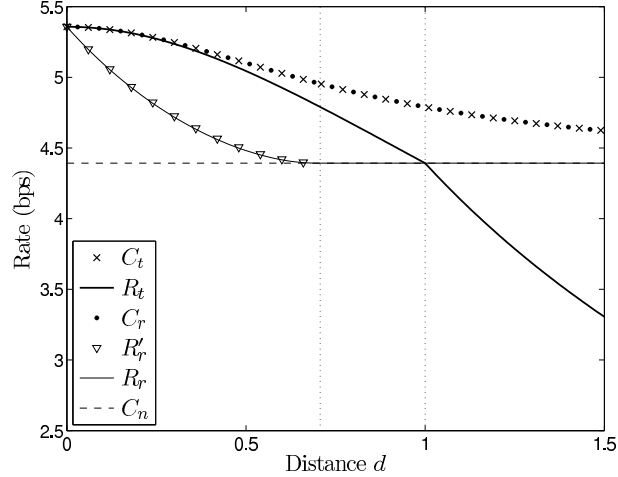


Fig. 2. Cooperation cut-set bounds and achievable rates in Case 1.

with the upper bound's optimal  $\alpha^* = \frac{g(g-1-\sqrt{g-1})}{g^2-3g+2}$ .

Note that the transmitter and receiver cut-set bounds  $C_t^1$  and  $C_r^1$  are identical. However, for  $\infty > g > 1$ , the decode-and-forward transmitter cooperation rate  $R_t^1$  outperforms the compress-and-forward receiver cooperation upper bound  $R'_r$ . Moreover, the decode-and-forward rate is close to the cut-set bounds when  $g \geq 2$ ; therefore, transmitter cooperation is the preferable strategy when the system is under optimal power allocation with full CSI.

Numerical examples of the upper bounds and achievable rates are shown in Fig. 2. In all plots of the numerical results, we assume the channel has unit bandwidth, the system has an average network power constraint  $P = 20$ , and  $d$  is the distance between the relay and its cooperating node. We assume a path-loss power attenuation exponent of 2, and hence  $g = 1/d^2$ . The vertical dotted lines mark  $d = 1/\sqrt{2}$  and  $d = 1$ , which correspond to  $g = 2$  and  $g = 1$ , respectively. We are interested in the capacity improvement when the cooperating nodes are close together, and  $d < 1/\sqrt{2}$  (or  $g > 2$ ) is the region of our main focus.

### Case 2: Equal power allocation with full CSI

With equal power allocation, both the transmitter and the relay are under an average power constraint of  $P/2$ , and so  $\alpha$  is set to  $1/2$ . For transmitter cooperation, the cut-set capacity upper bound is found to be

$$C_t^2 = \begin{cases} \mathcal{C}\left(\frac{2g}{g+1}\right) & \text{if } g \geq 1, \\ \mathcal{C}\left(\frac{1+g}{2}\right) & \text{if } g < 1, \end{cases} \quad (13)$$

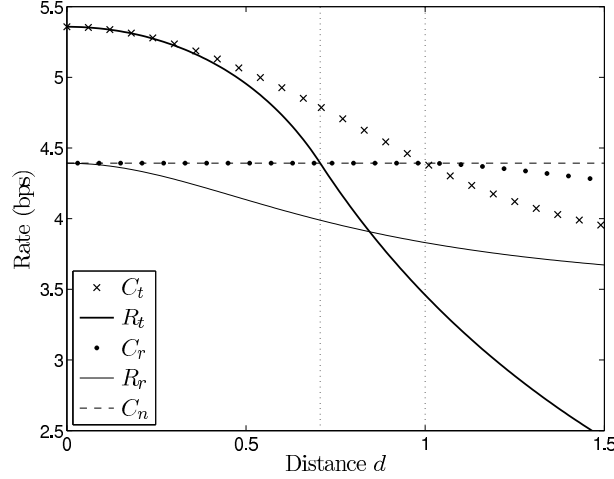


Fig. 3. Cooperation cut-set bounds and achievable rates in Case 2.

with  $\rho^* = (g - 1)/(g + 1)$  if  $g \geq 1$ , and  $\rho^* = 0$  otherwise. Incidentally, the bound  $C_t^2$  in (13) coincides with the transmitter cooperation rate  $R_t^1$  in (8) obtained in Case 1 for  $g \geq 1$ . Next, the decode-and-forward transmitter cooperation rate is given by

$$R_t^2 = \begin{cases} \mathcal{C}\left(\frac{2(g-1)}{g}\right) & \text{if } g \geq 2, \\ \mathcal{C}\left(\frac{g}{2}\right) & \text{if } g < 2, \end{cases} \quad (14)$$

with  $\rho^* = (g-2)/g$  if  $g \geq 2$ , and  $\rho^* = 0$  otherwise. Similar to Case 1, the transmitter cooperation rate  $R_t^2$  in (14) is close to its upper bound  $C_t^2$  in (13) when  $g \gg 1$ .

For receiver cooperation, the corresponding cut-set bound resolves to

$$C_r^2 = \begin{cases} \mathcal{C}(1) & \text{if } g \geq 1, \\ \mathcal{C}\left(\frac{1+\sqrt{g(2-g)}}{2}\right) & \text{if } g < 1, \end{cases} \quad (15)$$

with  $\rho^* = 0$  for  $g \geq 1$ , and  $\rho^* = (\sqrt{2-g} - \sqrt{g})/2$  otherwise. Lastly, the compress-and-forward receiver cooperation rate is

$$R_r^2 = \mathcal{C}\left(\frac{g}{2(g+2+2/P)} + \frac{1}{2}\right). \quad (16)$$

It can be observed that if the cooperating nodes are close together such that  $g > 2$ , the transmitter cooperation rate  $R_t^2$  is strictly higher than the receiver cooperation cut-set bound  $C_r^2$ ; therefore, transmitter cooperation conclusively outperforms receiver cooperation when the system is under equal power allocation with full CSI. Fig. 3 illustrates the transmitter and receiver cooperation upper bounds and achievable rates.

### Case 3: Optimal power allocation with CSIR

When CSIT is not available, it was derived in [10], [13] that it is optimal to set  $\rho = 0$  in the cut-set bounds (3), (5), and the decode-and-forward transmitter cooperation rate (4). Intuitively, with only CSIR, the relay and the transmitter, being unable to realize the gain from coherent combining, resort to sending uncorrelated signals. The receiver cooperation strategy of compress-and-forward, on the other hand, does not require phase information at the transmitter [13], and thus the receiver cooperation rate is still given by (6) with the power allocation parameter  $\alpha$  optimally chosen.

Under the transmitter cooperation configuration, the cut-set bound is found to be

$$C_t^3 = \mathcal{C}(1), \quad (17)$$

where  $\alpha^*$  is any value in the range  $[1/(g+1), 1]$ . When the relay is close to the transmitter ( $g \geq 1$ ), the decode-and-forward strategy is capacity achieving, as reported in [13]. Specifically, the transmitter cooperation rate is given by

$$R_t^3 = \begin{cases} \mathcal{C}(1) & \text{if } g \geq 1, \\ \mathcal{C}(g) & \text{if } g < 1, \end{cases} \quad (18)$$

where  $\alpha^*$  is any value in the range  $[1/g, 1]$  if  $g \geq 1$ , and  $\alpha^* = 1$  otherwise.

For receiver cooperation, the cut-set bound is

$$C_r^3 = \begin{cases} \mathcal{C}\left(\frac{2g}{g+1}\right) & \text{if } g \geq 1, \\ \mathcal{C}(1) & \text{if } g < 1, \end{cases} \quad (19)$$

where  $\alpha^* = g/(g+1)$  if  $g > 1$ ,  $\alpha^* = 1$  if  $g < 1$ , and  $\alpha^*$  is any value in the range  $[g/(g+1), 1]$  if  $g = 1$ . Since compress-and-forward does not make use of phase information at the transmitter, the receiver cooperation rate is the same as (10) given in Case 1:  $R_r^3 = R_r^1$ . Note that the argument inside  $\mathcal{C}(\cdot)$  in (10) is 1 when  $\alpha = 1$ , and hence  $R_r^3 \geq \mathcal{C}(1)$ .

In contrast to Case 2, the receiver cooperation rate  $R_r^3$  equals or outperforms the transmitter cooperation cut-set bound  $C_t^3$ ; consequently receiver cooperation is the superior strategy when the system is under optimal power allocation with CSIR only. Numerical examples of the upper bounds and achievable rates are shown in Fig. 4.

### Case 4: Equal power allocation with CSIR

With equal power allocation,  $\alpha$  is set to  $1/2$ . With only CSIR, similar to Case 3,  $\rho = 0$  is optimal for the cut-set bounds and decode-and-forward rate. Therefore, in this case no optimization is necessary, and the bounds and achievable rates can be readily evaluated.

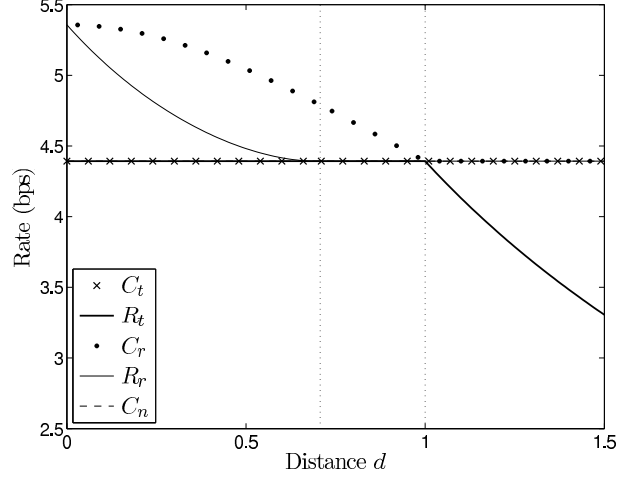


Fig. 4. Cooperation cut-set bounds and achievable rates in Case 3.

For transmitter cooperation, the cut-set bound and the decode-and-forward rate, respectively, are

$$C_t^4 = \begin{cases} \mathcal{C}(1) & \text{if } g \geq 1, \\ \mathcal{C}\left(\frac{1+g}{2}\right) & \text{if } g < 1, \end{cases} \quad (20)$$

$$R_t^4 = \begin{cases} \mathcal{C}(1) & \text{if } g \geq 2, \\ \mathcal{C}\left(\frac{g}{2}\right) & \text{if } g < 2. \end{cases} \quad (21)$$

For receiver cooperation, the cut-set bound is

$$C_r^4 = \begin{cases} \mathcal{C}(1) & \text{if } g \geq 1, \\ \mathcal{C}\left(\frac{1+g}{2}\right) & \text{if } g < 1, \end{cases} \quad (22)$$

and the compress-and-forward rate is the same as (16) in Case 2:  $R_r^4 = R_r^2$ .

Parallel to Case 1, the transmitter and receiver cooperation cut-set bounds  $C_t^4$  and  $C_r^4$  are identical. Note that the non-cooperative capacity  $C_n$  meets the cut-set bounds when  $g \geq 1$ , and even beats the bounds when  $g < 1$ . Hence it can be concluded cooperation offers no capacity improvement when the system is under equal power allocation with CSIR only. Numerical examples of the upper bounds and achievable rates are plotted in Fig. 5.

### C. Effects of CSI and Power Allocation

In the previous sections, for each given operating condition we derive the most advantageous cooperation strategy. However, the available mode of cooperation is sometimes dictated by practical system constraints. For instance, in a wireless sensor network collecting measurements

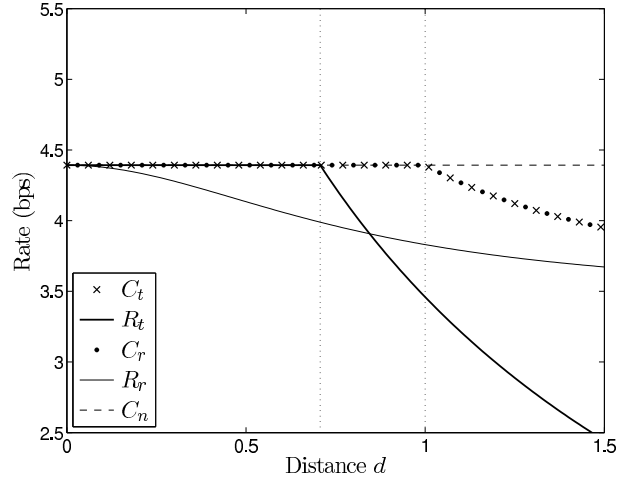


Fig. 5. Cooperation cut-set bounds and achievable rates in Case 4.

for a single remote base station, only transmitter cooperation is possible. In this section, for a given transmitter or receiver cluster, the trade-off between cooperation capacity gain and the requirements on CSI and power allocation is examined.

The upper bounds and achievable rates from the previous sections are summarized, and ordered, in Table III: the rate of an upper row is at least as high as that of a lower one. It is assumed that the cooperating nodes are close together such that  $g > 2$ . The transmitter cooperation rates are plotted in Fig. 6. It can be observed that optimal power allocation contributes only marginal additional capacity gain over equal power allocation, while having full CSI (which allows the synchronization of the carriers of the transmitter and the relay) is essential to achieving any cooperative capacity gain. Accordingly, in transmitter cooperation, homogeneous nodes with common battery and amplifier specifications may be employed to simplify network deployment, but synchronous-carrier should be considered necessary. The nodes may synchronize through an external clock such as that provided by the Global Positioning System (GPS) [22], or through exchanging timing reference signals [23], [24]. In [25] the performance penalty due to imperfect synchronization in cooperative systems is investigated.

On the other hand, in receiver cooperation, the compress-and-forward scheme does not require CSIT, but optimal power allocation is crucial in attaining cooperative capacity gain, as illustrated in Fig. 7. When channel phase information is not utilized at the transmitter (i.e.,  $\rho = 0$ ), as noted in [8], carrier-level synchronization is not required between the relay and the transmitter; network

<i>Cooperation Scheme</i>	<i>Rate</i>
$C_t^1, C_r^1$	$\mathcal{C}\left(\frac{2(g+1)}{g+2}\right)$
$R_t^1, C_t^2, C_r^3$	$\mathcal{C}\left(\frac{2g}{g+1}\right)$
$R_t^2$	$\mathcal{C}\left(\frac{2(g-1)}{g}\right)$
$R_r'$	$\mathcal{C}\left(\frac{2g(\sqrt{g-1}-1)(g-1-\sqrt{g-1})}{\sqrt{g-1}(g-2)^2}\right)$
$R_r^1, R_r^3$	$\max_{0 \leq \alpha \leq 1} \mathcal{C}\left(\frac{\alpha(1-\alpha)g}{(1-\alpha)g+2\alpha+1/P} + \alpha\right)$
$C_n, C_r^2, C_t^3, R_t^3, C_t^4, R_t^4, C_r^4$	$\mathcal{C}(1)$
$R_r^2, R_r^4$	$\mathcal{C}\left(\frac{g}{2(g+2+2/P)} + \frac{1}{2}\right)$

TABLE III  
COOPERATION RATES COMPARISON

deployment complexity is thus significantly reduced. It is important, however, for the nodes to be capable of transmitting at variable power levels, and for the network power allocation to be optimized among the cooperating nodes.

#### IV. RAYLEIGH FADING CHANNELS

In this section we assume the channels in the relay network experience Rayleigh fading where the channel gain  $h_i$  is iid ZMCSCG with unit variance, with the corresponding power gain being iid exponential with unit mean:  $\gamma_i \triangleq |h_i|^2 \sim \exp(1)$ ,  $i = 1, 2, 3$ . We assume a fast-fading environment where the receivers have CSI but the transmitters know only CDI. Furthermore, we consider the high SNR regime: when evaluating the capacity expressions, we make use of the high SNR ( $P \gg 1$ ) approximation  $\log(1 + xP) \cong \log(xP)$ , in the sense that  $\lim_{P \rightarrow \infty} \log(1 + xP) - \log(xP) = 0$ , where  $x > 0$  is a given scalar. We consider two cases of power allocation among the cooperating nodes: i) equal power allocation, and ii) optimal power allocation. In each case we evaluate the cooperation cut-set bounds and achievable rates, and capacity gain from transmitter and receiver cooperation are compared to determine the best cooperation strategy based on the given power allocation assumption.

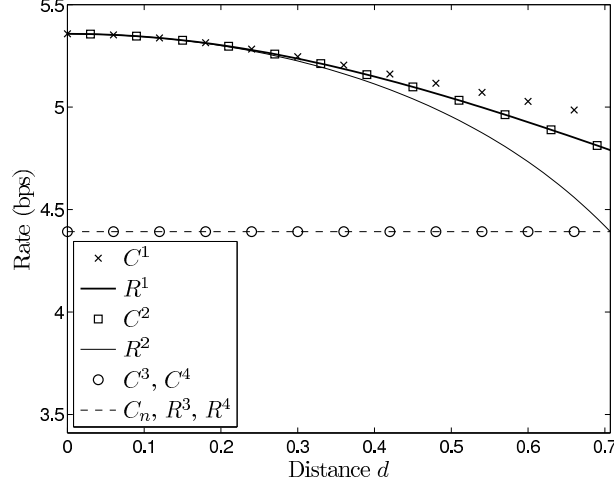


Fig. 6. Transmitter cooperation rates under different operating conditions.

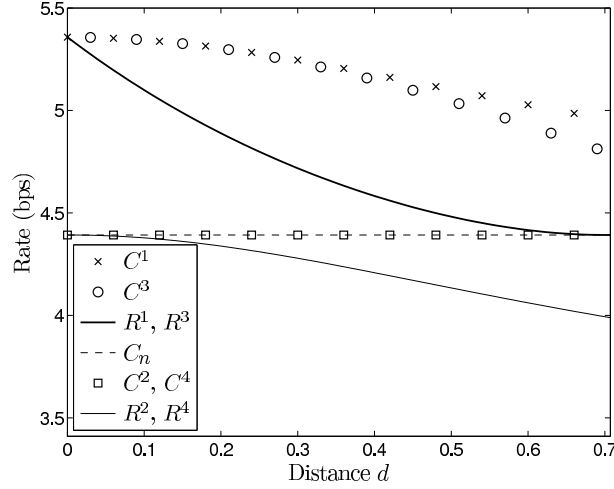


Fig. 7. Receiver cooperation rates under different operating conditions.

### A. Transmitter Cooperation

The transmitters know only the fading distribution but do not have CSI. Without CSIT, [10], [13] show that it is optimal to have the transmitter and the relay send uncorrelated signals in evaluating the cut-set bound and the decode-and-forward rate. Suppose that the transmitter is operating under an average power constraint  $\alpha P$ ,  $0 \leq \alpha \leq 1$ , and the relay under constraint  $(1 - \alpha)P$ . Then for the transmitter cooperation configuration depicted in Fig. 1(a), the ergodic

capacity cut-set bound is given by

$$\overline{C}_t = \min \left\{ \mathbb{E}[\mathcal{C}(\alpha(g\gamma_2 + \gamma_1))], \mathbb{E}[\mathcal{C}(\alpha\gamma_1 + (1 - \alpha)\gamma_3)] \right\}. \quad (23)$$

The parameter  $\alpha$  is set to  $1/2$  under equal power allocation in Section IV-C, but will need to be optimized when optimal power allocation is considered in Section IV-D. Note that as argued in [10], since we assume each transmission block is long enough to undergo different fading realizations, the expectation is taken on each term inside the  $\min\{\cdot\}$ , instead of the entire expression. The decode-and-forward transmitter cooperation rate is given by

$$\overline{R}_t = \min \left\{ \mathbb{E}[\mathcal{C}(\alpha g \gamma_2)], \mathbb{E}[\mathcal{C}(\alpha \gamma_1 + (1 - \alpha)\gamma_3)] \right\}, \quad (24)$$

where the power allocation parameter  $\alpha$  carries similar interpretations as described above.

### B. Receiver Cooperation

For the receiver cooperation configuration shown in Fig. 1(b), the cut-set bound is

$$\overline{C}_r = \min \left\{ \mathbb{E}[\mathcal{C}(\alpha(\gamma_2 + \gamma_1))], \mathbb{E}[\mathcal{C}(\alpha\gamma_1 + (1 - \alpha)g\gamma_3)] \right\}. \quad (25)$$

In the compress-and-forward receiver cooperation strategy, the relay sends a compressed version of its observed signal to the receiver. In a static channel, the compression is realized using Wyner-Ziv source coding [21], which exploits the correlation between the received signal of the relay and that of the receiver. However, as noted in [10], in a fading channel Wyner-Ziv compression cannot be applied directly since the joint distribution of the received signals is not iid. In particular, the correlation between the observed signals depends on the channel realization.

To obtain an achievable rate, we can have the relay compress the signal without taking advantage of the side information. In this case, the compression scheme reduces to the standard rate distortion function for a complex Gaussian source. In general, for independent (but not identically distributed) Gaussian random variables (RVs), rate distortion is achieved by optimally allocating information bits to the RVs by the reverse water-filling scheme [20, Sec. 13.3.3], in which a Gaussian RV with large variance is described with a higher resolution.

However, for comparing transmitter and receiver cooperation rates, it suffices to consider a simple compression scheme where a constant number of information bits is used for each forwarded observation. As described in (2), the relay observes the signal  $y_1 = h_2x + n_1$ . Having



CSIR, the relay knows the realization of  $h_2$ , and it inverts the channel gain to produce a unit-variance iid ZMCSCG source  $\tilde{y}_1 = y_1/(h_2\sqrt{\alpha P + 1/\gamma_2})$ . Suppose the relay forwards  $\tilde{y}_1$  to the receiver at rate  $R_3$ , then from the rate distortion function for an iid complex Gaussian source, the squared error distortion is given by  $D = 2^{-R_3}$ .

To determine  $R_3$ , we note that if the receiver is decoding messages from the transmitter at a rate of  $E[\mathcal{C}(\alpha\gamma_1)]$ , then concurrently it is also able to decode from the relay at rate  $R_3 = E[\mathcal{C}((1-\alpha)g\gamma_3/(\alpha\gamma_1 P + 1))]$ , based on the multiple access channel (MAC) ergodic capacity region [26] as achieved through successive decoding. We assume that within the cooperation cluster the relay is able to share its CSIR with the receiver, so the receiver can perform maximal-ratio combining (MRC) to achieve the receiver cooperation rate:

$$\overline{R}_r = E[\mathcal{C}(\alpha\gamma_1 + \alpha\gamma_2/(1 + \hat{N}))], \quad (26)$$

where  $\hat{N}$  is the variance of the Gaussian compression noise given by

$$\hat{N} = \frac{D}{1-D}(\alpha\gamma_2 P + 1). \quad (27)$$

In the next section, the cut-set bounds and achievable rates are evaluated based on the given power allocation model. In particular, if the achievable rate of one cooperation scheme meets or exceeds the cut-set bound of the other, then we can determine if transmitter cooperation is superior to receiver cooperation, or vice versa.

### C. Equal power allocation

To compute the cooperation cut-set bounds and achievable rates, we need to evaluate the expected value of the capacity expressions over the channel fading distribution. The following lemma summarizes the results on evaluating the expected capacity under Rayleigh fading.

*Lemma 1:* Let  $X_1, X_2$  be iid exponential RVs with unit mean, i.e.,  $X_1, X_2 \sim \exp(1)$ , and  $a_1, a_2$  are positive scalar constants. Then

$$\begin{aligned} & E[\log(a_1 X_1 + a_2 X_2)] \\ &= \begin{cases} \frac{a_1 \log a_1 - a_2 \log a_2}{a_1 - a_2} - \log e^\gamma & \text{if } a_1 \neq a_2, \\ \log a_1 + \log e^{1-\gamma} & \text{if } a_1 = a_2, \end{cases} \end{aligned} \quad (28)$$

where  $\gamma$  is Euler's constant:  $\gamma \cong 0.577$ .

*Proof:* Let  $Y = a_1X_1 + a_2X_2$ . Being the sum of two independent random variables, the distribution of  $Y$  is given by the convolution of their distributions. If  $a_1 \neq a_2$ ,

$$f_Y(y) = \begin{cases} \frac{e^{-y/a_1} - e^{-y/a_2}}{a_1 - a_2} & \text{if } y \geq 0, \\ 0 & \text{else;} \end{cases} \quad (29)$$

and if  $a_1 = a_2$ , the sum has the Erlang distribution. The expectation can then be evaluated directly and the lemma follows.  $\square$

Under equal power allocation, we set  $\alpha = 1/2$ . At high SNR the first term inside the  $\min\{\cdot\}$  of the cut-set bound (23) evaluates to

$$\mathbb{E}[\mathcal{C}((g\gamma_2 + \gamma_1)/2)] = \log P + \frac{g \log g}{g - 1} - \log e^\gamma - 1, \quad (30)$$

which follows from Lemma 1 assuming  $g > 1$ . Similarly, the second term inside the  $\min\{\cdot\}$  of the cut-set bound is given by

$$\mathbb{E}[\mathcal{C}(\gamma_1/2 + \gamma_3/2)] = \log P + \log e^{1-\gamma} - 1. \quad (31)$$

Comparing the two terms inside the  $\min\{\cdot\}$  expression of the cut-set bound, it can be observed that when  $g > 1$  (30) always exceeds (31). Therefore, the cut-set bound evaluates to

$$\overline{C}_t^1 = \log P + \log e^{1-\gamma} - 1, \quad (32)$$

when  $g > 1$ . The superscript represents the power allocation assumption: 1) equal power allocation; and 2) optimal power allocation later considered in Section IV-D.

The transmitter cooperation decode-and-forward rate (24) under equal power allocation can be evaluated following similar steps. In particular, when  $g \geq e \cong 2.718$ , the transmitter cooperation rate meets the cut-set bound:

$$\overline{R}_t^1 = \log P + \log e^{1-\gamma} - 1. \quad (33)$$

Hence decode-and-forward is capacity-achieving for  $g \geq e$  under Rayleigh fading channels with only CDI at the transmitters.

For receiver cooperation, when  $g > 1$ , the corresponding cut-set bound resolves to

$$\overline{C}_r^1 = \log P + \log e^{1-\gamma} - 1, \quad (34)$$

which is identical to the transmitter cooperation cut-set bound. However, there is no simple analytic expression for the compress-and-forward receiver cooperation rate (26). In the numerical

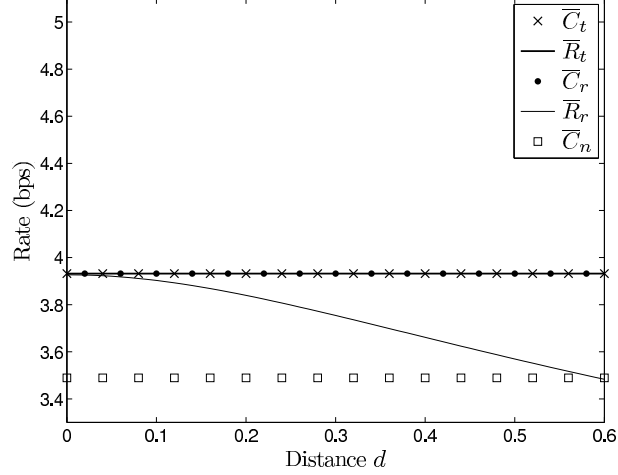


Fig. 8. Cooperation rates under equal power allocation in Rayleigh fading.

example the compress-and-forward rate  $\bar{R}_r^1$  is evaluated using Monte Carlo simulation over 1000 instances of channel realizations.

The transmitter and receiver cooperation upper bounds and achievable rates are shown in Fig. 8. As a comparison, also shown is the non-cooperative ergodic capacity  $\bar{C}_n$  of a single-user channel under the same network power constraint  $P$ . At high SNR the non-cooperative capacity is given by

$$\bar{C}_n = \mathbb{E}[\mathcal{C}(\gamma_1)] = \log P - \log e^\gamma. \quad (35)$$

It can be observed that the transmitter cooperation capacity outperforms the compress-and-forward receiver cooperation rate, which in turn outperforms the non-cooperative capacity for small  $d$ . Moreover, since the transmitter cooperation rate also meets the receiver cut-set bound, transmitter cooperation is at least as good as any receiver cooperation scheme can theoretically achieve.

#### D. Optimal power allocation

Under optimal power allocation, the parameter  $\alpha$  needs to be optimized. Applying the high SNR approximation and Lemma 1, the first term inside the  $\min\{\cdot\}$  expression of the transmitter cooperation cut-set bound (23) is given by

$$\mathbb{E}[\mathcal{C}(\alpha(g\gamma_2 + \gamma_1))] = \log P + \log \alpha + \frac{g \log g}{g - 1} - \log e^\gamma, \quad (36)$$

while the second term evaluates to

$$\begin{aligned} & \mathbb{E}[\mathcal{C}(\alpha\gamma_1 + (1-\alpha)\gamma_3)] \\ &= \begin{cases} \log P + \frac{\alpha \log \alpha - (1-\alpha) \log(1-\alpha)}{2\alpha-1} - \log e^\gamma & \text{if } \alpha \neq 1/2, \\ \log P + \log e^{1-\gamma} - 1 & \text{if } \alpha = 1/2. \end{cases} \end{aligned} \quad (37)$$

Note that (37) is concave in  $\alpha$  and its maximum is achieved at  $\alpha = 1/2$ . Further, if  $g \geq 1$ , (36) exceeds (37) at  $\alpha = 1/2$ . Hence when  $g \geq 1$ , the optimal  $\alpha^*$  is  $1/2$ , and the cut-set bound is the same as that under equal power allocation:

$$\overline{C}_t^2 = \log P + \log e^{1-\gamma} - 1. \quad (38)$$

Similar steps can be used to calculate the decode-and-forward transmitter cooperation rate. If  $g \geq e \cong 2.718$ , it is found that equal power allocation is optimal ( $\alpha^* = 1/2$ ), and the decode-and-forward achievable rate meets its cut-set bound:

$$\overline{R}_t^2 = \log P + \log e^{1-\gamma} - 1. \quad (39)$$

Hence, under Rayleigh fading with only CDI at the transmitter, it follows that when the relay is close to the transmitter, decode-and-forward with equal power allocation is optimal and capacity-achieving.

For receiver cooperation, at high SNR the first term inside the  $\min\{\cdot\}$  expression of the cut-set bound (25) is given by

$$\mathbb{E}[\mathcal{C}(\alpha(\gamma_2 + \gamma_1))] = \log P + \log \alpha + \log e^{1-\gamma}, \quad (40)$$

while the second term evaluates to

$$\begin{aligned} & \mathbb{E}[\mathcal{C}(\alpha\gamma_1 + (1-\alpha)g\gamma_3)] \\ &= \log P + \frac{g(1-\alpha) \log(g(1-\alpha)) - \alpha \log \alpha}{g(1-\alpha) - \alpha}. \end{aligned} \quad (41)$$

We note that when  $g \geq 1$ , the optimal power allocation  $\alpha^*$  is achieved by equating (40) and (41), which can be solved numerically. The solution to  $\alpha^*$  can then be used to compute the cut-set bound  $\overline{C}_r^2$ . For the compress-and-forward receiver cooperation rate (26), it is evaluated using Monte Carlo simulation over 1000 instances of channel realizations. To ease computational complexity, the optimization is relaxed to find the maximum compress-and-forward rate  $\overline{R}_r^2$  with the power allocation parameter  $\alpha$  varying in discrete steps of 0.01.

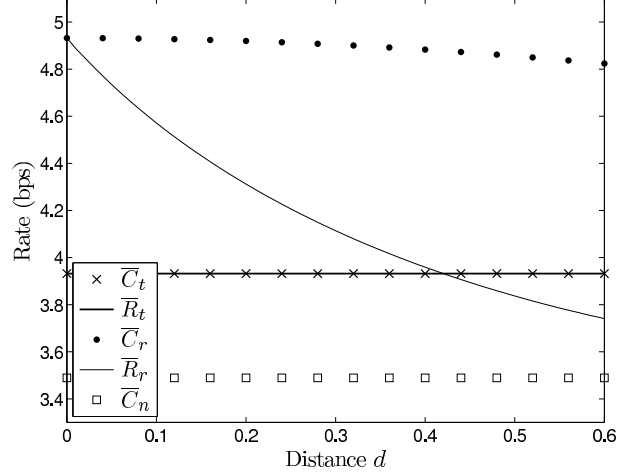


Fig. 9. Cooperation rates under optimal power allocation in Rayleigh fading.

The transmitter and receiver upper bounds and achievable rates are shown in Fig. 9. Both transmitter and receiver cooperation offer capacity gain over the non-cooperative scheme. However, in contrast to the case of equal power allocation, in this case the compress-and-forward receiver cooperation rate is higher than the transmitter cooperation cut-set bound for small  $d$ . Consequently, similar to the findings under quasi-static channels, we conclude that receiver cooperation is the superior strategy when the system is under optimal power allocation.

### E. Effects of Fading

In this section, we contrast the cooperative capacity improvement in quasi-static channels and that in Rayleigh fading channels to characterize the effects of channel fading on cooperation. We assume the nodes have only CSIR, and examine the cooperation rates under the cases of equal power allocation and optimal power allocation. Under equal power allocation, the cooperation rates are plotted in Fig. 10, while the rates under optimal power allocation are shown in Fig. 11. As expected, fading decreases capacity. However, it can be observed that channel fading diminishes the non-cooperative capacity more severely than it does the cooperation rates. In particular, under equal power allocation, cooperation provides no capacity gain in the quasi-static channels; whereas cooperation improves capacity under Rayleigh fading. Similarly, under optimal power allocation, the capacity gain under Rayleigh fading is higher than that in the quasi-static channels. The resilience of a cooperative system to fading comes from transmitter

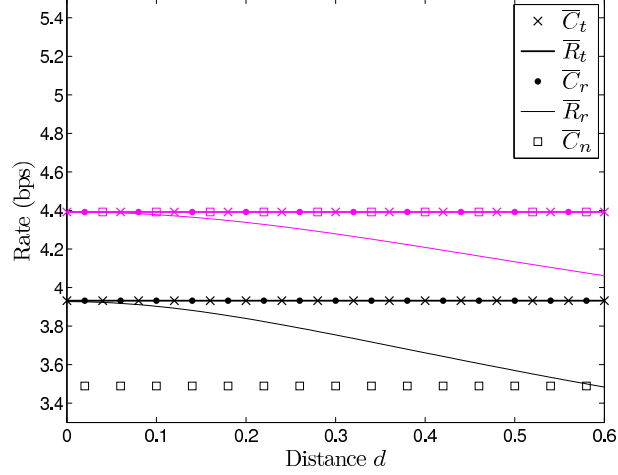


Fig. 10. Effects of fading under equal power allocation. In the darker shade are the cooperation rates under Rayleigh fading, while the lighter shade represents the rates of the quasi-static channels.

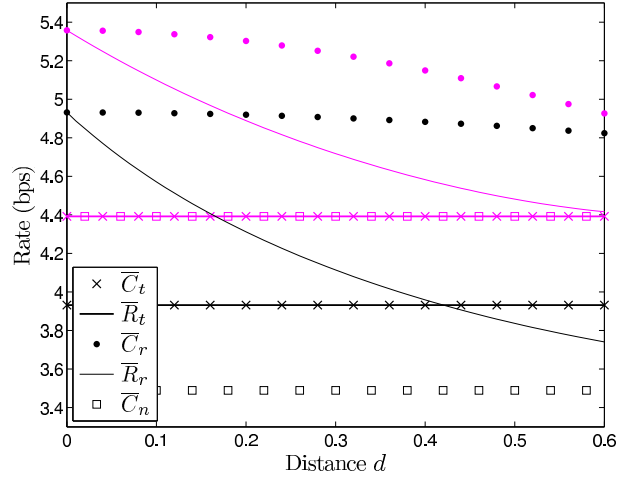


Fig. 11. Effects of fading under optimal power allocation. The darker shade represents the Rayleigh fading channels, and the lighter shade represents the quasi-static channels.

and receiver diversity analogous to that in a multiple-antenna channel. Without CSIT, having multiple transmit antennas offers no capacity improvement in a static environment [27, Sec. 4.4]. However, in a fading environment, even in the absence of CSIT, multiple transmit antennas mitigate the effects of fading through diversity, which leads to a higher capacity than that of a corresponding single-input single-output (SISO) channel.

On the other hand, in a fading channel the cooperating nodes need to be within a closer

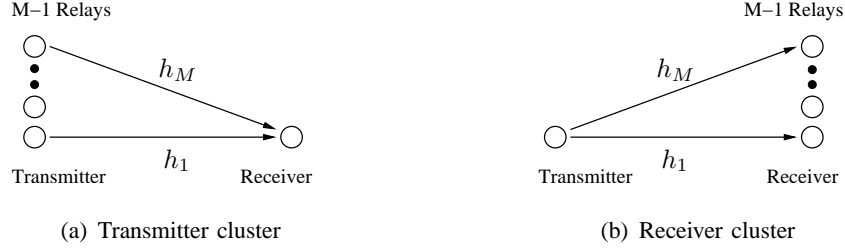


Fig. 12. Cooperation in transmitter and receiver clusters.

range in order for the decode-and-forward cooperation scheme to achieve capacity (decode-and-forward requires  $g \geq 2.718$  to achieve capacity in the Rayleigh fading channels vs.  $g \geq 1$  in the quasi-static channels). Moreover, the transmitter cooperation capacity is more sensitive to power allocation in a fading channel: Any deviation from the optimal allocation  $\alpha^* = 1/2$  diminishes capacity in the Rayleigh fading channels; whereas in the quasi-static channels, the optimal allocation  $\alpha^*$  can be any value in the range  $[1/g, 1]$  to be capacity-achieving.

#### F. Cooperative Capacity Gain Necessary Conditions

In the previous sections we consider small cooperative networks comprising three nodes; in this section we generalize the necessary conditions for cooperative capacity gain for a transmitter or receiver cluster with a large number of cooperating nodes. As depicted in Fig. 12, suppose there are  $M$  single-antenna cooperating nodes in the transmitter cluster or the receiver cluster. When we have quasi-static channels,  $h_i = e^{j\theta_i}$ ,  $\theta_i \sim U[0, 2\pi]$  iid,  $i = 1 \dots M$ ; whereas under Rayleigh fading, the channel gains  $h_i$ s are iid unit-variance ZMCSCGs. Again, there is a network power constraint of  $P$  on the system.

First consider the quasi-static channels. For the transmitter cluster shown in Fig. 12(a), its capacity under optimal power allocation is upper-bounded by that of an  $M$ -antenna multiple-input single-output (MISO) channel. Without CSIT (i.e.,  $\theta_i$ s unknown to the transmitter), the MISO channel has the same capacity  $\mathcal{C}(1)$  as that of a SISO channel [27]. For the receiver cluster shown in Fig. 12(b), if equal power allocation is imposed, then the transmitter and  $M - 1$  relays are each under power constraint  $P/M$ . Likewise, the capacity of an  $M$ -antenna single-input multiple-output (SIMO) channel serves as an upper bound to the capacity of the receiver cooperation cluster. With maximal-ratio combining at the receiver, the SIMO capacity is again

$\mathcal{C}(1)$ . Next consider the similar upper bounds under a fading environment, when the number of cooperating nodes  $M$  is large. From the strong law of large numbers, the multiple antennas remove the effects of fading, and both the MISO and SIMO channels achieve the same capacity of  $\mathcal{C}(1)$ , asymptotically in  $M$ .

Comparing the upper bounds to the non-cooperative capacity  $C_n = \mathcal{C}(1)$  in a static channel, and  $\bar{C}_n \cong \mathcal{C}(1) - 0.833$  under Rayleigh fading, we observe that transmitter cooperation without CSIT, or receiver cooperation under equal power allocation, provides no capacity gain in a static channel, and at most a constant capacity gain that fails to grow with  $M$  in a fading channel. Therefore, to achieve the  $\Theta(\log M)$  capacity scaling as reported in [28] in a large Gaussian relay network of  $M$  nodes, CSIT is necessary for transmitter cooperation, and inhomogeneous power allocation is necessary for receiver cooperation.

## V. CONCLUSION

We have studied the capacity improvement from transmitter and receiver cooperation when the cooperating nodes form a cluster in a relay network under quasi-static channels and Rayleigh fading channels. It was shown that electing the proper cooperation strategy based on the operating environment is a key factor in realizing the benefits of cooperation in a wireless network. Under quasi-static channels, when full CSI is available, transmitter cooperation is the preferable strategy. On the other hand, when CSIT is not available but power can be optimally allocated among the cooperating nodes, the superior strategy is receiver cooperation. When the system is under equal power allocation with CSIR only, cooperation offers no capacity improvement over a non-cooperative single-transmitter single-receiver channel under the same network power constraint. Similar conclusions follow in a fading environment. Under Rayleigh fading in the high SNR regime, it was shown that under equal power allocation, the decode-and-forward transmitter cooperation scheme is capacity-achieving and is superior to receiver cooperation. On the other hand, under optimal power allocation, the compress-and-forward receiver cooperation scheme outperforms transmitter cooperation.

In addition, by contrasting the cooperative capacity gain under Rayleigh fading to that in the quasi-static channels, we have shown that cooperative systems provide resilience to channel fading. However, under fading channels, capacity becomes more sensitive to power allocation, and the cooperating nodes need to be closer together in order for the decode-and-forward



transmitter cooperation scheme to achieve capacity. Finally, necessary conditions on cooperative capacity gain are investigated. It was shown that in a large cluster of  $M$  cooperating nodes, transmitter cooperation without CSIT or receiver cooperation under equal power allocation provides no capacity gain under static channels, and at most a constant capacity gain that fails to grow with  $M$  under fading channels.

## REFERENCES

- [1] A. Sendonaris, E. Erkip, and B. Aazhang, "User cooperation diversity—Part I: System description," *IEEE Trans. Commun.*, vol. 51, no. 11, pp. 1927–1938, Nov. 2003.
- [2] —, "User cooperation diversity—Part II: Implementation aspects and performance analysis," *IEEE Trans. Commun.*, vol. 51, no. 11, pp. 1939–1948, Nov. 2003.
- [3] T. E. Hunter and A. Nosratinia, "Cooperation diversity through coding," in *Proc. IEEE Int. Symp. Inform. Theory*, 2002, p. 220.
- [4] J. N. Laneman, D. N. C. Tse, and G. W. Wornell, "Cooperative diversity in wireless networks: Efficient protocols and outage behavior," *IEEE Trans. Inform. Theory*, vol. 50, no. 12, pp. 3062–3080, Dec. 2004.
- [5] C. T. K. Ng, N. Jindal, A. J. Goldsmith, and U. Mitra, "Capacity gain from two-transmitter and two-receiver cooperation," *IEEE Trans. Inform. Theory*, submitted.
- [6] N. Jindal, U. Mitra, and A. Goldsmith, "Capacity of ad-hoc networks with node cooperation," in *Proc. IEEE Int. Symp. Inform. Theory*, 2004, p. 271.
- [7] C. T. K. Ng and A. J. Goldsmith, "Transmitter cooperation in ad-hoc wireless networks: Does dirty-payer coding beat relaying?" in *Proc. IEEE Inform. Theory Workshop*, 2004, pp. 277–282.
- [8] A. Host-Madsen, "Capacity bounds for cooperative diversity," *IEEE Trans. Inform. Theory*, vol. 52, no. 4, pp. 1522–1544, Apr. 2006.
- [9] M. A. Khojastepour, A. Sabharwal, and B. Aazhang, "Improved achievable rates for user cooperation and relay channels," in *Proc. IEEE Int. Symp. Inform. Theory*, 2004, p. 4.
- [10] A. Host-Madsen and J. Zhang, "Capacity bounds and power allocation for wireless relay channel," *IEEE Trans. Inform. Theory*, vol. 51, no. 6, pp. 2020–2040, June 2005.
- [11] A. Host-Madsen, "On the achievable rate for receiver cooperation in ad-hoc networks," in *Proc. IEEE Int. Symp. Inform. Theory*, 2004, p. 272.
- [12] —, "A new achievable rate for cooperative diversity based on generalized writing on dirty paper," in *Proc. IEEE Int. Symp. Inform. Theory*, 2003, p. 317.
- [13] G. Kramer, M. Gastpar, and P. Gupta, "Cooperative strategies and capacity theorems for relay networks," *IEEE Trans. Inform. Theory*, vol. 51, no. 9, pp. 3037–3063, Sept. 2005.
- [14] C. T. K. Ng and A. J. Goldsmith, "Capacity gain from transmitter and receiver cooperation," in *Proc. IEEE Int. Symp. Inform. Theory*, 2005, pp. 397–401.
- [15] —, "Capacity and power allocation for transmitter and receiver cooperation in fading channels," in *Proc. IEEE Internat. Conf. Commun.*, 2006, pp. 3741–3746.
- [16] N. Ahmed, M. Khojastepour, A. Sabharwal, and B. Aazhang, "Outage minimization with limited feedback for the fading relay channel," *IEEE Trans. Commun.*, vol. 54, no. 4, pp. 659–669, Apr. 2006.

- [17] Y. Liang and V. V. Veeravalli, “Gaussian orthogonal relay channels: Optimal resource allocation and capacity,” *IEEE Trans. Inform. Theory*, vol. 51, no. 9, pp. 3284–3289, Sept. 2005.
- [18] E. C. van der Meulen, “Three-terminal communication channels,” *Adv. Appl. Prob.*, vol. 3, pp. 120–154, 1971.
- [19] T. M. Cover and A. A. El Gamal, “Capacity theorems for the relay channel,” *IEEE Trans. Inform. Theory*, vol. 25, no. 5, pp. 572–584, Sept. 1979.
- [20] T. M. Cover and J. A. Thomas, *Elements of Information Theory*. Wiley-Interscience, 1991.
- [21] A. D. Wyner and J. Ziv, “The rate-distortion function for source coding with side information at the decoder,” *IEEE Trans. Inform. Theory*, vol. 22, no. 1, pp. 1–10, Jan. 1976.
- [22] B. Hofmann-Wellenhof, H. Lichtenegger, and J. Collins, *Global Positioning System: Theory and Practice*. Springer, 2006.
- [23] J. Elson, L. Girod, and D. Estrin, “Fine-grained network time synchronization using reference broadcasts,” in *Proc. Fifth Symposium on Operating Systems Design and Implementation*, 2002.
- [24] M. L. Sichitiu and C. Veerarittiphan, “Simple, accurate time synchronization for wireless sensor networks,” in *Proc. IEEE Wireless Commun. Networking Conf.*, vol. 2, 2003, pp. 1266–1273.
- [25] S. Jagannathan, H. Aghajan, and A. Goldsmith, “The effect of time synchronization errors on the performance of cooperative MISO systems,” in *Proc. IEEE Globecom Conf.*, 2004, pp. 102–107.
- [26] D. N. C. Tse and S. V. Hanly, “Multiaccess fading channels—Part I: Polymatroid structure, optimal resource allocation and throughput capacities,” *IEEE Trans. Inform. Theory*, vol. 44, no. 7, pp. 2796–2815, Nov. 1998.
- [27] A. Paulraj, R. Nabar, and D. Gore, *Introduction to Space-Time Wireless Communications*. Cambridge University Press, 2003.
- [28] M. Gastpar and M. Vetterli, “On the capacity of large Gaussian relay networks,” *IEEE Trans. Inform. Theory*, vol. 51, no. 3, pp. 765–779, Mar. 2005.