

## Magnetization Plateau in the Frustrated Spin Ladder

Nobuhisa OKAZAKI, Junji MIYOSHI<sup>1</sup> and Tôru SAKAI

*Faculty of Science, Himeji Institute of Technology,*

*Kamigouri-cho, Akou-gun, Hyogo 678-1297, Japan*

*Faculty of Science, Okayama University, Okayama 700, Japan<sup>1</sup>*

(Received October 19, 2017)

The magnetization process of the  $S=1/2$  antiferromagnetic spin ladder at  $T=0$  is studied by the exact diagonalization of finite clusters and size scaling analyses. It is found that a magnetization plateau appears at half the saturation value ( $m = 1/2$ ) in the presence of a sufficiently large next-nearest-neighbor exchange interaction to yield the frustration, when the rung coupling is larger than the leg one. The phase diagram at  $m = 1/2$  is given by the analysis based on the conformal invariance. The magnetization curves are also presented in several cases.

KEYWORDS: spin ladder, magnetization plateau, frustration

The spin ladder has attracted a lot of interest in the fields of the magnetism and high temperature superconductivity. Many studies have revealed that the low-temperature properties of a system are characterized by the spin gap<sup>1,2,3)</sup> due to large quantum fluctuations. Recently several theoretical approaches<sup>4,5)</sup> suggested the possibility of another spin gap induced by the external magnetic field generally in one-dimensional antiferromagnets. The spin gap is then observed as a plateau in the magnetization curve. The condition of the appearance of the plateau was rigorously given<sup>4)</sup> as

$$Q(S - m) = \text{integer}, \quad (1)$$

where  $Q$  is the spatial period of the ground state measured by the unit cell.  $S$  and  $m$  are the total spin and the magnetization per unit cell, respectively. In fact it was theoretically revealed that the plateau could appear in some generalized spin ladders; three-leg,<sup>6)</sup> dimerized<sup>7)</sup> and zigzag<sup>5,8)</sup> ladders. The last one is also equivalent to the bond-alternating chain with the next-nearest neighbor exchange interaction which is one of the realistic models of  $\text{CuGeO}_3$ . We consider another scenario of the plateau in the spin ladder, which is due to the symmetric next-nearest neighbor exchange interaction. This implies that both diagonal exchanges are equivalently taken into account at every plaquette of the ladder. In contrast to the zigzag ladder, this model has reflection symmetry along the rung, realized in the standard spin ladder. A strong coupling approach<sup>9)</sup> showed that the plateau

also appears in the spin ladder with the symmetric next-nearest neighbor exchange interaction, in the large rung coupling limit. In this paper, the magnetization process of the  $S = 1/2$  frustrated antiferromagnet spin ladder is studied quantitatively using the exact diagonalization of finite clusters and size scaling techniques, to verify the realization of the plateau and give the phase diagram at  $m = 1/2$ .

We consider the  $S=1/2$  antiferromagnetic spin ladder with the next-nearest-neighbor exchange interaction in a magnetic field described by the Heisenberg Hamiltonian

$$\hat{H} = \hat{H}_0 + \hat{H}_Z \quad (2)$$

$$\begin{aligned} \hat{H}_0 = & J_1 \sum_i^L (\mathbf{S}_{1,i} \cdot \mathbf{S}_{1,i+1} + \mathbf{S}_{2,i} \cdot \mathbf{S}_{2,i+1}) \\ & + J_{\perp} \sum_i^L (\mathbf{S}_{1,i} \cdot \mathbf{S}_{2,i}) \\ & + \alpha J_1 \sum_i^L (\mathbf{S}_{1,i} \cdot \mathbf{S}_{2,i+1} + \mathbf{S}_{2,i} \cdot \mathbf{S}_{1,i+1}) \end{aligned} \quad (3)$$

$$\hat{H}_Z = -H \sum_i^L (S_{1,i}^z + S_{2,i}^z), \quad (4)$$

under the periodic boundary condition, where  $J_1$ ,  $J_{\perp}$  and  $\alpha J_1$  denotes the coupling constants of the leg, rung and next-nearest neighbor (diagonal) exchange interactions, respectively.(Fig. 1) We

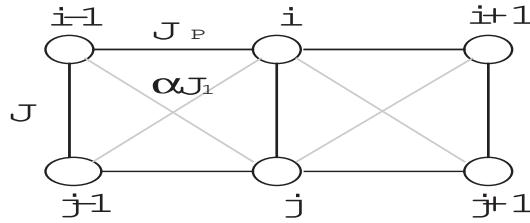


Fig. 1. Spin ladder with next-nearest neighbor exchange interactions along the diagonals

put  $J_{\perp}=1$  in the following.  $\mathcal{H}_Z$  is the Zeeman term where  $H$  denotes the magnetic field along the  $z$ -axis and the energy is specified by the eigenvalue  $M$  of the conserved quantity  $\sum_i (S_{1,i}^z + S_{2,i}^z)$ . We calculate, by the Lanczos algorithm, the lowest eigenvalue  $E(L, M)$  of the Hamiltonian  $\hat{H}_0$  in the subspace of constant  $M = \sum_i (S_{1,i}^z + S_{2,i}^z)$ . ( $L$  is even and  $L \leq 12$ .) The macroscopic magnetization is represented by  $m = M/L$ . The magnetic excitation gap giving  $\delta M = \pm 1$  for the total Hamiltonian  $H$  is given by

$$\Delta_{\pm} = E(L, M \pm 1) - E(L, M) \mp H. \quad (5)$$

The width of the plateau in the magnetization curve given by

$$\begin{aligned}\Delta &\equiv \Delta_+ + \Delta_- \\ &= E(L, M + 1) + E(L, M - 1) - 2E(L, M),\end{aligned}\tag{6}$$

is a useful order parameter.<sup>10)</sup> When the system has a plateau,  $\Delta$  should converge to a finite value  $\Delta(\infty)(\neq 0)$  in the infinite length limit and the scaled gap  $L\Delta$  diverges in proportion to  $L$ . In contrast, when the system has no plateau,  $\Delta$  should decay as  $1/L(L \rightarrow \infty)$  and the scaled gap  $L\Delta$  is independent of  $L$ .

First, we investigate the possibility of the appearance of the magnetization plateau at  $m \equiv M/L = 1/2$ . The scaled gap  $L\Delta$  of finite systems ( $L = 8 \sim 12$ ) with fixed  $J_1 (=0.4)$  is plotted against  $\alpha$  in Fig. 2(a). In Fig. 2(a), it is apparent that  $L\Delta$  increases with increasing  $L$  for  $\alpha > 0.5$ , while it is

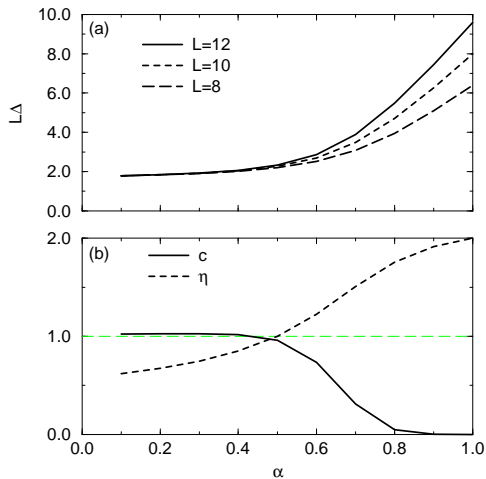


Fig. 2. (a) Scaled gap  $L\Delta$  vs  $\alpha$  (b) Conformal anomaly  $c$  and exponent  $\eta$  vs  $\alpha$  ( $J_1 = 0.4$ )

almost independent of  $L$  around the region  $\alpha < 0.5$ . This implies that the plateau would appear for large  $\alpha$ , while the system is still gapless for small  $\alpha$ . The phase boundary is expected to be characterized by the Kosterlitz-Thouless (KT) transition.<sup>11)</sup> Let us introduce the critical exponent  $\eta$  defined by the spin correlation function  $\langle S_0^+ S_r^- \rangle \sim (-1)^r r^{-\eta}$ . Next we estimate the conformal anomaly  $c$  in the conformal field theory (CFT).<sup>12)</sup> According to the CFT, if the system is massless at  $m$ , the size dependence of the energy has the asymptotic form

$$\frac{1}{L}E(L, M) \sim \epsilon(m) - \frac{\pi}{6} c v_s \frac{1}{L^2} \quad (L \rightarrow \infty),\tag{7}$$

where  $\epsilon(m)$  is the energy of the bulk system,  $c$  is the conformal anomaly, and  $v_s$  is the sound

velocity.  $v_s$  is estimated by

$$v_s = \frac{L}{2\pi}[E_{k_1}(L, M) - E(L, M)] + O\left(\frac{1}{L^2}\right), \quad (8)$$

Where  $E_{k_1}(L, M)$  is the lowest energy with the momentum  $k_1 \equiv 2\pi/L$ . CFT predicts the relation  $\Delta \sim 2\pi v_s \eta / L$  ( $L \rightarrow \infty$ ), the exponent  $\eta$  can be estimated by the form<sup>13)</sup>

$$\eta = \frac{\Delta}{E_{k_1}(L, M) - E(L, M)} + O\left(\frac{1}{L^2}\right). \quad (9)$$

It is expected that the conformal anomaly holds  $c = 1$  in the gapless region. In Fig. 2(b),  $c$  begins to deviate from the value of 1 around  $\alpha \sim 0.5$ , indicating the appearance of a plateau there. Around the same  $\alpha$  value,  $\eta = 1$  happens to occur. An analysis based on the two-dimensional sine-Gordon model<sup>14)</sup> suggested that the exponent  $\eta$  should be  $1/n^2$  ( $n$  is an integer) at the KT phase boundary. In ref.14, the isotropic point of the  $S = 1/2$   $XXZ$  chain was also mentioned as a good example of the KT transition with  $\eta = 1$ . We can therefore use the condition  $\eta = 1$  to determine the phase boundary below. The boundaries obtained for  $L = 10$  and 12 are shown in Fig.

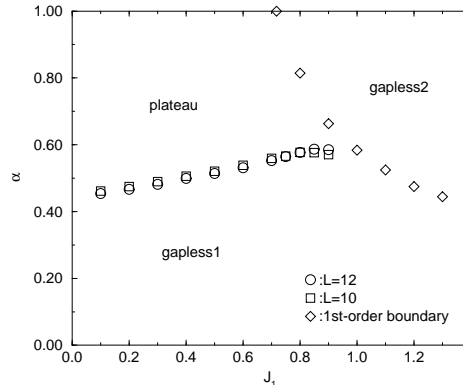


Fig. 3. Phase diagram in the  $\alpha$ - $J_1$  plane at  $m = 1/2$

3. The  $L$  dependence is so small that the calculated boundary is believed to be very close to the bulk one. Besides the KT line, we also found the first-order phase boundary, which was detected as the energy level crossing in the ground state at  $m = 1/2$ . Since it is almost independent of  $L$ , we show the boundary in Fig. 3 only for  $L = 12$ . The scaled gap analysis similar to Fig. 2(a) revealed that another gapless phase (gapless2) with  $c = 1$  exists above the boundary of the plateau for larger  $\alpha$ . Thus the phase diagram for  $m = 1/2$  consists of the two gapless phases and the plateau phase. The first order line corresponds to the boundary between the two gapped phases in the nonmagnetic ground state, which was obtained by the density matrix renormalization group

analysis.<sup>15)</sup> According to the present numerical diagonalization approach, the boundary is almost independent of the magnetization  $m$  even in the massless phase. In ref.15, the two massive phases were called the singlet and Haldane phases, which correspond to the gapless1 and gapless2 phases in the magnetic state, respectively. Schematic ground states in the classical limit of gapless1 and gapless2 are shown in Figs. 4 and 5. The present analysis suggests that the plateau phase at  $m = 1/2$  can appear only in the magnetization process from the singlet (not Haldane) phase. The two gapless phases can be easily explained in the classical limit, where they correspond to two different ordered phases depending on whether the rung or diagonal interactions are dominant.

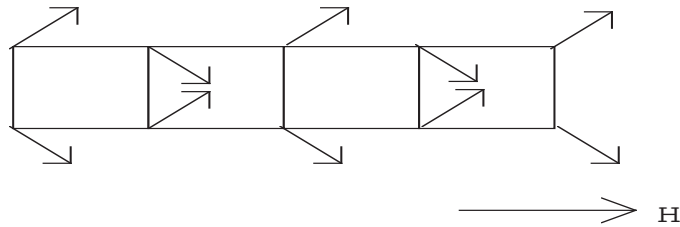


Fig. 4. Ground state in the classic limit for  $0.5J_{\perp} > \alpha J_1$ (gapless1)

In the quantum system, instead of each order, the characteristic spin correlation function exhibits

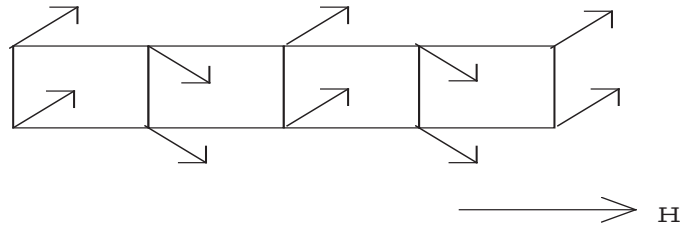


Fig. 5. Ground state in the classic limit for  $0.5J_{\perp} < \alpha J_1$ (gapless2)

the power-law decay and the boundary is slightly deviated from the classical one ( $\alpha J_1 = 0.5J_{\perp}$ ) because of the quantum fluctuation. In Fig. 3, a necessary condition for the appearance of the plateau in the present scenario is revealed to be that the rung coupling is larger than the leg one ( $J_1 < J_{\perp}$ ). We derive the magnetization curve in the bulk system from the energy  $E(L, M)$  of the finite systems. In the ground state magnetization process, the magnetic field to change  $M$  into  $M + 1$  ( $M - 1$  into  $M$ ) for finite systems is given by  $H_+(L, M) \equiv E(L, M + 1) - E(L, M)$  ( $H_-(L, M) \equiv E(L, M) - E(L, M - 1)$ ). We define the thermodynamic limit of  $H_{\pm}(L, M)$  as

$H_{\pm}(m)$ . When the system is gapless at  $m$ , the magnetic field to realize  $m$  in the bulk system is obtained by  $H(m) = H_+(m) = H_-(m)$  and the finite size correction is proportional to  $1/L$ . On the other hand, for the gapped state,  $H_+(m)$  and  $H_-(m)$  are different and correspond to both edges of the plateau, respectively ( $H_-(m) < H_+(m)$ ). In Fig. 6,  $H_+(L, M)$  and  $H_-(L, M)$  for  $m=1/6, 1/4, 1/3, 1/2, 2/3$  and  $3/4$  are plotted versus  $1/L$  for the parameters  $(J_1, \alpha) = (0.5, 0.6)$  in the plateau phase at  $m = 1/2$ . The plot reveals that  $H_+(L, M)$  and  $H_-(L, M)$  converge to the same value  $H(m)$  in the infinite length limit except for  $m = 0$  and  $1/2$ . In contrast it clearly indicates  $H_+(\frac{1}{2}) \neq H_-(\frac{1}{2})$  which implies that the plateau appears at  $m = 1/2$ . So we estimate  $H_{\pm}(\frac{1}{2})$  by Shanks transformation<sup>16)</sup> which is useful for an exponentially converging sequence. The transformation applied for a sequence  $P_n$  is defined as

$$P'_n = \frac{P_{n-1}P_{n+1} - P_n^2}{P_{n-1} + P_{n+1} - 2P_n}. \quad (10)$$

Using it, we also estimate  $H_+(0)$  (the critical field such that the first spin gap vanishes). Finally, we present the magnetization curve obtained by the above size scaling method detailed in ref.10, for  $(J_1, \alpha) = (0.5, 0.6)$  and  $(0.5, 0.8)$  in the plateau phase in Fig. 7. Both curves exhibit a distinct plateau at  $m = 1/2$  and its width increases with increasing  $\alpha$ , as well as the plateau at  $m = 0$ .

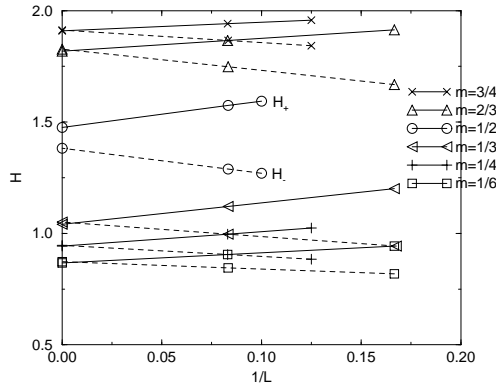


Fig. 6.  $H_+(L, M)$  and  $H_-(L, M)$  versus  $1/L$

The plateau at  $m = 1/2$  in the present system corresponds to the case when  $Q = 2$ ,  $S = 1$  and  $m = 1/2$  are held in the condition for quantization of the magnetization (1). This implies that the translational symmetry is spontaneously broken and the double periodicity of the original unit cell is realized in the ground state. It is expected that the frustration due to the next-nearest neighbor exchange interaction stabilizes the spin structure where the singlet and triplet bonds along the rung are alternately placed in the plateau phase shown in Fig. 8, as was discussed for the bond-

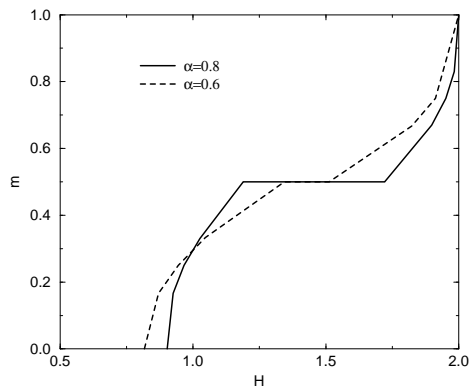


Fig. 7. Magnetization curves

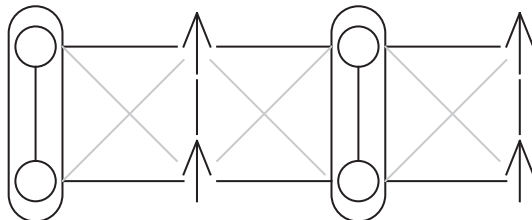


Fig. 8. Ground state in the plateau at  $m = 1/2$ , singlet and triplet bonds alternate along the rung

alternating chain with the next-nearest neighbor exchange interaction.<sup>5)</sup> If such a site is realized, the two energy levels with the momentum  $k = 0$  and  $\pi$  should be degenerated. The gap between the two levels for  $m = 1/2$  is given by

$$\Delta_{\pi} = E_{\pi}(L, L/2) - E(L, L/2). \quad (11)$$

The scaled gap  $L\Delta_{\pi}$  for  $J_{\perp} = 1$  and  $J_1 = 0.4$  (the same parameter as Fig. 2) is plotted versus  $\alpha$  in Fig. 9.  $\Delta_{\pi}$  is revealed to decay faster than  $1/L$  with increasing  $L$ , which indicates the degeneracy of the two levels in the thermodynamic limit. It justifies realization of the ground state specified by Fig. 8 at  $m = 1/2$ . The plateau with  $Q = 2$  was also predicted<sup>13)</sup> for the spin ladder with the four spin exchange interaction,<sup>17)</sup> but the mechanism would be different from the present case.

In summary, the exact diagonalization and the size scaling analyses based on CFT suggest that the plateau appears at  $m = 1/2$  in the magnetization curve of the spin ladder, if  $J_{\perp} > J_1$  is

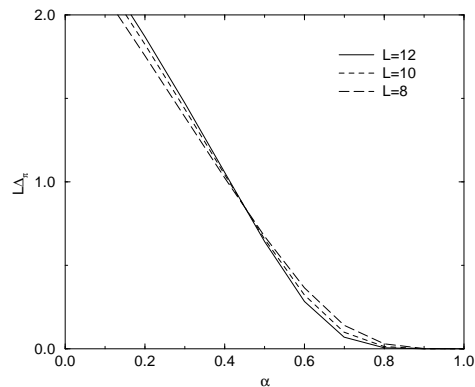


Fig. 9. Energy gap between the two levels with  $k = 0$  and  $\pi$  at  $m = 1/2$

satisfied and the next-nearest neighbor exchange interaction is sufficiently large (about half the leg coupling). We anticipate the observation of the plateau in some real materials. The magnetization measurement of a rung-dominant spin ladder such as  $\text{Cu}_2(\text{C}_5\text{H}_{12}\text{N}_2)_2\text{Cl}_4$  (ref.18) at a high pressure, which might enhance the next-nearest neighbor exchange interaction, would also be interesting.

We wish to thank Drs. K. Okamoto, K. Totsuka, and Prof. K. Nomura for fruitful discussions. This research was supported in part by a Grant-in-Aid for the Scientific Research Fund from the Ministry of Education, Science, Sports and Culture (11440103). The numerical computation was performed using the facility of the Supercomputer Center, Institute for Solid State Physics, University of Tokyo, and the TITPACK ver 2.0 by H. Nishimori.

## References

- 
- [1] K. Hida: J. Phys. Soc. Jpn. **60**, 1347 (1991).
  - [2] E. Dagotto, J. Riera and D. Scalapino: Phys. Rev. B **45**, 5744 (1992).
  - [3] M. Troyer, H. Tsunetsugu and T. M. Rice: Phys. Rev. B **53**, 251 (1996).
  - [4] M. Oshikawa, M. Yamanaka, and I. Affleck: Phys.Rev.Lett. **78**(1997)1984.
  - [5] K. Totsuka: Phys.Rev.**B57**(1998)3435.
  - [6] D. C. Cabra, A. Honecker and P. Pujol: Phys. Rev. Lett. **79**, 5126 (1997).
  - [7] D. C. Cabra and M. D. Grynberg: Phys.Rev.Lett.**82**,8(1999)1768-1771.
  - [8] T. Tonegawa, *et al.*: Physica. **B246-247**(1998)509.
  - [9] F. Mila: Eur.Phys.J. **B6**(1998)201.
  - [10] T. Sakai and M. Takahashi: Phys.Rev.B **57**(1998)R3201.
  - [11] J. M. Kosterlitz and D. J. Thouless: J.Phys.C**6**,1181(1973)
  - [12] J.L.Cardyn:J.Phys.A**17**,L385(1984);H.W.Blöte,J.L. Cardy,and M.P.Nightingale:Phys.Rev.Lett.**56**,742(1986);I.Affleck,



*ibid.*:**746**(1986).

- [13] T. Sakai and Y. Hasegawa: Phys. Rev. B **60**, 48 (1999).
- [14] K. Nomura: J. Phys. A: Math. Gen. **28** (1995) 5451.
- [15] X. Wang: *Density-Matrix Renormalization*, edited by I. Peschel *et al.*. (Springer, Berlin, 1999).
- [16] D. Shanks: J. Math. Phys.**34**,1(1955).
- [17] S. Brehmer, *et al.*: Phys. Rev. B **60**, 329 (1999).
- [18] C. A. Hayward, D. Poilblanc and L. P. Lévy: Phys. Rev. B **54**, R12649 (1996).