

Simulated nuclear spin-lattice relaxation in Heisenberg ferrimagnets: Indirect observation of quadratic dispersion relations

Shoji Yamamoto

Department of Physics, Okayama University, Tsushima, Okayama 700-8530, Japan

(26 October 1999)

In response to recent proton spin relaxation-time measurements on $\text{NiCu(pba)(H}_2\text{O)}_3 \cdot 2\text{H}_2\text{O}$ with $\text{pba} = 1, 3\text{-propylenebis(oxamato)}$, which is an excellent one-dimensional ferrimagnetic Heisenberg model system of spin- $(1, \frac{1}{2})$, we study the Raman relaxation process in spin- (S, s) quantum ferrimagnets on the assumption of predominantly dipolar hyperfine interactions between protons and magnetic ions. The relaxation time T_1 is formulated within the spin-wave theory and is estimated as a function of temperature and an applied field H by a quantum Monte Carlo method. The low-temperature behavior of the relaxation rate T_1^{-1} qualitatively varies with (S, s) , while T_1^{-1} is almost proportional to $H^{-1/2}$ due to the characteristic dispersion relations.

PACS numbers: 75.10.Jm, 75.40.Mg, 75.30.Ds, 76.60.Es

Quantum spin chains have been providing broadband topics and have indeed invited numerous researchers to explore into them. One of the hot topics is the mixed-spin system with two kinds of antiferromagnetically exchange-coupled centers. Besides the competition between the massive and massless states [1] which is an interesting issue in itself, quantum ferrimagnetic phenomena have been attracting wide interest. There already exists an accumulated chemical knowledge on bimetallic chain compounds. Kahn *et al.* [2] succeeded in synthesizing the variety of ferrimagnetic bimetallic chains such as $\text{MCu(pba)(H}_2\text{O)}_3 \cdot n\text{H}_2\text{O}$ ($M = \text{Mn, Ni}$) [3] and $\text{MCu(pbaOH)(H}_2\text{O)}_3 \cdot n\text{H}_2\text{O}$ ($M = \text{Fe, Co, Ni}$) [4], where $\text{pba} = 1, 3\text{-propylenebis(oxamato)}$ and $\text{pbaOH} = 2\text{-hydroxy-1,3-propylenebis(oxamato)}$. Under close contact between chemists and physicists, not only structural but also magnetic properties of them were elucidated [5]. It may be a few mathematical investigations [6–8] that renewed our enthusiasm toward the subject. Motivated by these works, several authors carried out spin-wave analyses [9,10] on the alternating-spin Heisenberg chains and pointed out the coexistence of the ferromagnetic and antiferromagnetic branches in the low-lying excitations. Modified spin-wave theories [11,12] were further applied to the thermodynamics [13,14] and a ferromagnetic-to-antiferromagnetic crossover was found in the temperature dependences of the specific heat and the magnetic susceptibility. The dual structure of the excitations results in rich physics in a magnetic field as well, *e.g.* the double-peak structure of the specific heat [15] and quantized plateaux in the ground-state magnetization curve [16,17]. Quantum ferrimagnetism and related phenomena are still central subjects in the field of material science. A family of one-dimensional oxides, $\text{Sr}_3\text{MM}'\text{O}_6$ ($M = \text{Ni, Cu, Zn}$; $M' = \text{Pt, Ir}$), consisting of alternating $M'\text{O}_6$ octahedra and MO_6 trigonal prisms, visualizes the competition between various magnetic phases [18], whereas an ordered double perovskite, $\text{Sr}_2\text{FeMoO}_6$, acts as a half-metallic ferrimagnet [19,20], exhibiting a novel magnetoresistive behavior.

In such circumstances, the proton spin relaxation time T_1 has recently been measured [21] for $\text{NiCu(pba)(H}_2\text{O)}_3 \cdot 2\text{H}_2\text{O}$, which is typical of the spin- $(1, \frac{1}{2})$ ferrimagnetic Heisenberg chain, in an attempt to reveal the electron-spin dynamics inherent in quantum ferrimagnets. Although the susceptibility-temperature product, χT , shows a minimum in its temperature dependence (see Fig. 2 below), the observed relaxation rate T_1^{-1} is monotonically decreasing with the increase of temperature. The most interesting observation is the dependence of the relaxation rate on the applied magnetic field H , which looks like $T_1^{-1} \propto H^{-1/2}$, though the authors did not rule out a logarithmic behavior, $T_1^{-1} \sim \ln H$, based on a rather approximate argument. We here present a rapid communication on our numerical simulation of T_1 all the more because the measurements reported are highly stimulative but still preliminary. We show that T_1 should indeed act as $T_1^{-1} \propto H^{-1/2}$ for general spin- (S, s) ferrimagnetic Heisenberg chains due to the characteristic dispersion relations. The $H^{-1/2}$ -dependence of T_1^{-1} may first remind us of the diffusive behavior of the spin correlation function [22]. However, a totally different mechanism may cause the field-dependent relaxation rate in the present system. Although the dynamic behavior [23] of quantum ferrimagnets is a fascinating subject, measurements in this direction seem to be still in their early stage. We expect the present calculation to accelerate experimental investigations into the dynamic properties.

We consider two kinds of spins S and s ($S > s$) alternating on a ring with antiferromagnetic exchange coupling between nearest neighbors, as described by the Hamiltonian

$$\mathcal{H} = J \sum_{j=1}^N (\mathbf{S}_j \cdot \mathbf{s}_j + \mathbf{s}_j \cdot \mathbf{S}_{j+1}) - g\mu_B H \sum_{j=1}^N (S_j^z + s_j^z), \quad (1)$$

where we have set the g factors of spins S and s both equal to g . Keeping in mind ferrimagnetic bimetallic chain compounds such as $\text{NiCu(pba)(H}_2\text{O)}_3 \cdot 2\text{H}_2\text{O}$ [3], we

consider the proton spin relaxation of the two-magnon (Raman) type [24], which is usually the most dominant process due to the energy-conservation requirement for

$$\frac{1}{T_1} = \frac{4\pi(g\mu_B\hbar\gamma_N)^2}{\sum_n e^{-E_n/k_B T}} \sum_{n,m} e^{-E_n/k_B T} |\langle m | \sum_j (A_j^z S_j^z + a_j^z s_j^z) | n \rangle|^2 \delta(E_m - E_n - \hbar\omega_N), \quad (2)$$

where A_j^z and a_j^z are the coupling constants for the dipolar hyperfine interactions between protons and electron spins, $\omega_N \equiv \gamma_N H$ is the Larmor frequency of the proton with γ_N being the gyromagnetic ratio, and the summation \sum_n is taken over all the eigenstates of $|n\rangle$ with energy E_n .

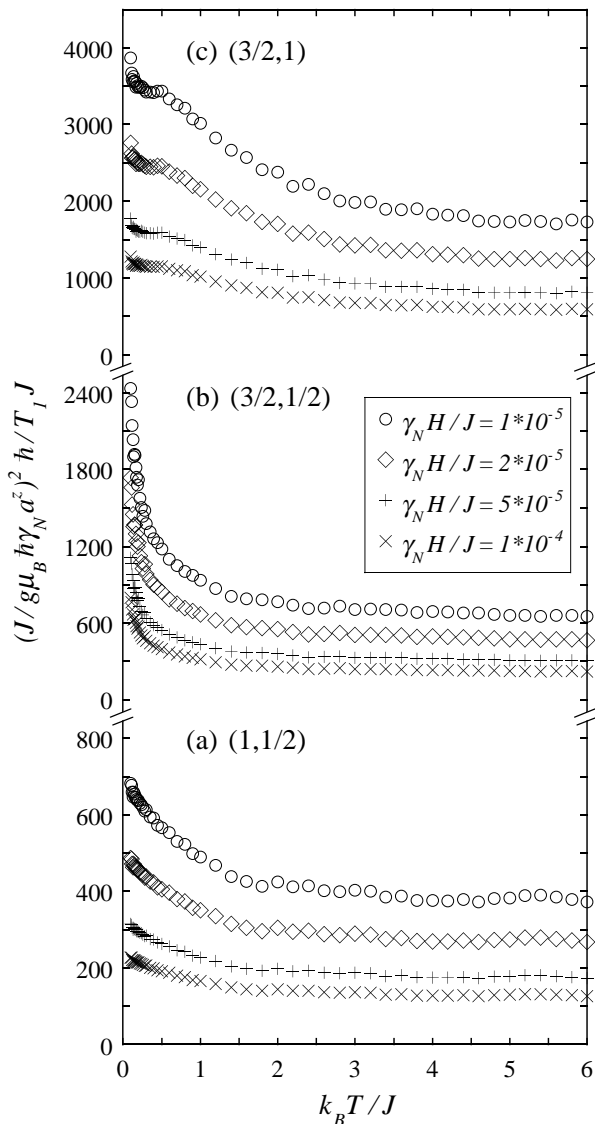


FIG. 1. Temperature dependences of the proton spin relaxation rate at various values of the applied magnetic field: (a) $(S, s) = (1, \frac{1}{2})$, (b) $(S, s) = (\frac{3}{2}, \frac{1}{2})$, and (c) $(S, s) = (\frac{3}{2}, 1)$.

the electronic-nuclear spin system. The relaxation rate of our interest, originating from longitudinal spin fluctuations, is generally represented as

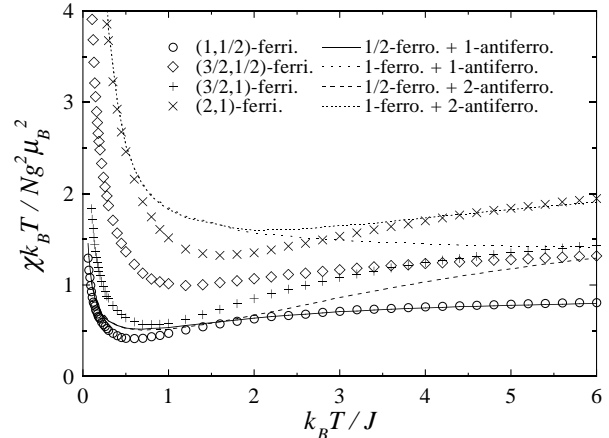


FIG. 2. Temperature dependences of the magnetic susceptibility times temperature for the Heisenberg ferrimagnetic chains of $N = 32$, compared with the sums of those for the spin- $(S - s)$ ferromagnetic and spin- $(2s)$ antiferromagnetic Heisenberg chains of N spins.

Let us introduce the spin-deviation operators within the linearized spin-wave theory [9,10] via $S_j^+ = \sqrt{2S} a_j$, $S_j^z = S - a_j^\dagger a_j$, $s_j^+ = \sqrt{2s} b_j^\dagger$, and $s_j^z = -s + b_j^\dagger b_j$. Then the diagonalized spin-wave Hamiltonian without constant terms is represented as

$$\mathcal{H} = \sum_k \left(\omega_k^- \alpha_k^\dagger \alpha_k + \omega_k^+ \beta_k^\dagger \beta_k \right), \quad (3)$$

where α_k and β_k describe the ferromagnetic and antiferromagnetic spin waves, respectively, and are related with the sublattice bosons via $\alpha_k = a_k \cosh \theta_k + b_k^\dagger \sinh \theta_k$ and $\beta_k = a_k^\dagger \sinh \theta_k + b_k \cosh \theta_k$ with $a_k = N^{-1/2} \sum_j e^{ik(j-1/4)} a_j$, $b_k = N^{-1/2} \sum_j e^{-ik(j+1/4)} b_j$, and $\tanh(2\theta_k) = 2\sqrt{Ss} \cos(k/2)/(S+s)$. Here twice the lattice constant has been taken as unity. The dispersion relations are given by

$$\omega_k^\pm = \omega_k \pm (S-s)J \mp g\mu_B H, \quad (4)$$

with

$$\omega_k = J \sqrt{(S-s)^2 + 4Ss \sin^2(k/2)}. \quad (5)$$

Now, having in mind the significant difference between the electronic and nuclear energy scales ($\omega_N \lesssim 10^{-5} J$), the relaxation rate can be expressed in terms of the spin waves as

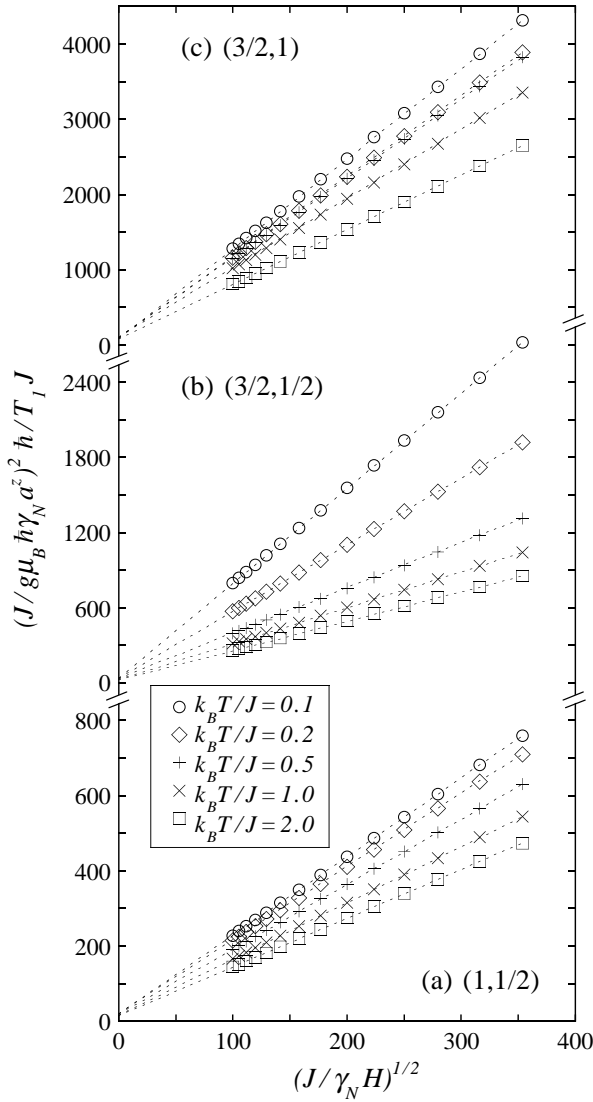


FIG. 3. Field dependences of the proton spin relaxation rate at various values of temperature: (a) $(S, s) = (1, \frac{1}{2})$, (b) $(S, s) = (\frac{3}{2}, \frac{1}{2})$, and (c) $(S, s) = (\frac{3}{2}, 1)$.

$$\frac{1}{T_1} = \frac{4\hbar}{NJ} (g\mu_B \gamma_N)^2 \sum_k \frac{S-s}{\sqrt{(Ssk)^2 + 2(S-s)S\hbar\omega_N/J}} \times [(A^z \cosh^2 \theta_k - a^z \sinh^2 \theta_k)^2 n_k^- (n_k^- + 1) + (A^z \sinh^2 \theta_k - a^z \cosh^2 \theta_k)^2 n_k^+ (n_k^+ + 1)], \quad (6)$$

where $A^z \equiv \sum_j A_j^z$ and $a^z \equiv \sum_j a_j^z$ are the $k = 0$ Fourier components of the hyperfine coupling constants, and $n_k^- \equiv \langle \alpha_k^\dagger \alpha_k \rangle$ and $n_k^+ \equiv \langle \beta_k^\dagger \beta_k \rangle$ are the thermal averages of the numbers of the spin waves at a given temperature. We then have an idea of evaluating n_k^\pm by a quantum Monte Carlo method. Though the divergence of the ground-state magnetization, which plagues the spin-wave treatment of low-dimensional antiferromagnets, does not persist in our model, n_k^\pm still diverge as temperature increases as far as we naively estimate them with the non-compact bosonic Hamiltonian (3). However, introducing

a certain constraint, for instance, on the magnetization, we can totally remove the difficulty and obtain a fine description of the thermodynamics [13], where it should be stressed that the dispersion (4) is still preserved. Thus, relying upon the Bogoliubov transformation, we perform the Monte Carlo sampling for the relevant spin operators

$$\alpha_k = \frac{\cosh \theta_k}{\sqrt{2N}} \sum_j e^{ik(j-\frac{1}{4})} S_j^+ + \frac{\sinh \theta_k}{\sqrt{N}} \sum_j e^{ik(j+\frac{1}{4})} s_j^+,$$

$$\beta_k = \frac{\sinh \theta_k}{\sqrt{2N}} \sum_j e^{-ik(j-\frac{1}{4})} S_j^- + \frac{\cosh \theta_k}{\sqrt{N}} \sum_j e^{-ik(j+\frac{1}{4})} s_j^-, \quad (7)$$

with the original compact Hamiltonian (1). While we base the relaxation process on the spin-wave excitations, we take grand-canonical averages within the original system. The thus-estimated n_k^\pm are indeed consistent with the exact calculations [23] of the dynamic structure factors $S^\pm(k, \omega) = \sum_n |\langle n | S_k^\pm + s_k^\pm | g \rangle|^2 \delta(\omega - E_n + E_g)$ through the relation $n_k^\pm = \sum_\omega S^\pm(k, \omega)$, where $|g\rangle$ is the ground state with energy E_g and magnetization $(S-s)N$. Since the applied field H is small enough in practice ($g\mu_B H \lesssim 10^{-2} J$) [21], we neglect the Zeeman term of the Hamiltonian (1) in the numerical treatment. Considering the case of the contributing protons being located near the smaller-spin magnetic ions [3], we set A^z/a^z equal to $1/3$.

We show in Fig. 1 the relaxation rate as a function of temperature. The calculations in the case of $(S, s) = (1, \frac{1}{2})$ are qualitatively consistent with the experimental observations [21], where T_1^{-1} is a monotonically decreasing function of temperature. T_1^{-1} hardly depends on temperature except for the effectively-low-temperature region satisfying $k_B T \lesssim W^-$, where W^- is the ferromagnetic band width, which may qualitatively be identified with $\omega_{k=\pi}^- - \omega_{k=0}^-$. Considering the dispersion relations (4), it is convincing that the ferromagnetic, rather than antiferromagnetic, nature dominates the low-temperature relaxation process. In this context, we show in Fig. 2 the numerical calculations of χT , which is closely related with T_1^{-1} [25]. χT is a monotonically decreasing function in ferromagnets, while a monotonically increasing function in antiferromagnets. Thus we learn that ferrimagnets display the mixed behavior in their temperature dependences of χT . Recently it has been pointed out [26] that Spin- (S, s) ferrimagnetic chains behave similar to combinations of spin- $(S-s)$ ferromagnetic and spin- $(2s)$ antiferromagnetic chains *provided* $S = 2s$, which is again illustrated in Fig. 2. For $S > 2s$, quantum ferrimagnets are predominantly ferromagnetic rather than antiferromagnetic, where χT more rapidly decreases than the, let us say, *balanced* behavior, ($\chi^{(S-s)\text{-ferro}} + \chi^{(2s)\text{-antiferro}}$) T , whereas for $S < 2s$, vice versa, where the low-temperature decrease is duller than the *balanced* behavior. It is quite interesting to observe Fig. 1 from this point of view. The relatively rapid

decrease of T_1^{-1} at low temperatures for $(S, s) = (\frac{3}{2}, \frac{1}{2})$ must be of predominantly ferromagnetic aspect, while the shoulder-like, even increasing, behavior at low temperatures for $(S, s) = (\frac{3}{2}, 1)$ can be regarded as an antiferromagnetic feature. However, the overall gradual increase at high temperatures, as observed for χT , does not appear. It is the field-dependent prefactor to n_k^\pm in Eq. (6), coming from the energy-conservation requirement $\delta(E_m - E_n - \omega_N)$ in Eq. (2), that suppresses the *latent* increasing behavior at high temperatures. Since $\omega_N \ll J$, the $k = 0$ component is predominant in the summation in Eq. (6). In general, with the increase of temperature, n_k^\pm decrease in the vicinity of the zone center, whereas they increase near the zone boundary [23], where we note that n_k^\pm both have their peaks at $k = 0$. Therefore, the increase of the field, reducing the predominance of the $k = 0$ component, smears out the temperature dependence of T_1^{-1} .

The characteristic prefactor in Eq. (6) further leads to the unique field dependence of T_1^{-1} . In Fig. 3 we plot T_1^{-1} as a function of $\omega_N = \gamma_N H$. T_1^{-1} is highly linear with respect to $H^{-1/2}$. We stress that the observations in Fig. 3 originate from the quadratic dispersion relations peculiar to this system and therefore the $H \rightarrow \infty$ extrapolation of T_1^{-1} results in a considerably small value. Thus the present phenomena are distinguishable from the diffusive behavior, $\langle S_q^+(t) S_{-q}^-(0) \rangle \propto e^{-Dq^2 t}$, which also causes the field dependence of the form [22]

$$\frac{1}{T_1} = P + Q \sqrt{\frac{J}{\gamma_N H}}. \quad (8)$$

The constant P is inherent in the fluctuation-dominant spin dynamics. For $(\text{CH}_3)_4\text{NMnCl}_3$ and LiV_2O_5 , which are both well known to be Heisenberg linear-chain compounds whose spin correlation functions behave diffusively at long times, P/Q was estimated to be 139 [22] (in the high-temperature limit) and 376 [27] (at $k_B T/J \simeq 0.65$), respectively. On the other hand, the spin- $(1, \frac{1}{2})$ Heisenberg ferrimagnetic chain compound $\text{NiCu}(\text{pba})(\text{H}_2\text{O})_3 \cdot 2\text{H}_2\text{O}$ exhibits $P/Q \simeq 12$ [21] (at $k_B T/J \simeq 2.3$), which is much smaller than those of the spin-diffusive materials but is in good agreement with the present numerical findings (Table I). Therefore *the T_1 measurements could implicitly demonstrate the low-energy quadratic dispersion relations of quantum ferrimagnets*. When the XY -type exchange anisotropy moves the model away from the Heisenberg point, the chain turns critical, showing a linear dispersion [6,28], and the present field dependence of T_1^{-1} should no more be expected. Thus the nuclear-magnetic-resonance, as well as neutron-scattering, measurements allow us to reveal the low-energy structure efficiently. We believe that the present calculations will greatly motivate further experimental investigations into quantum ferrimagnets.

The author is indebted to Dr. N. Fujiwara for helpful comments and fruitful discussion on proton-NMR measurements for quantum ferrimagnets. This work was sup-

ported by the Japanese Ministry of Education, Science, and Culture and by Sanyo-Broadcasting Foundation for Science and Culture. The numerical computation was done in part using the facility of the Supercomputer Center, Institute for Solid State Physics, University of Tokyo.

-
- [1] T. Fukui and N. Kawakami, Phys. Rev. B **55**, 14709 (1997); **56**, 8799 (1997).
 - [2] O. Kahn, Y. Pei, and Y. Journaux, in *Inorganic Materials*, edited by D. W. Bruce and D. O'Hare (John Wiley & Sons, New York, 1992), p. 95.
 - [3] Y. Pei, M. Verdaguer, O. Kahn, J. Sletten, and J.-P. Renard, Inorg. Chem. **26**, 138 (1987).
 - [4] P. J. van Koningsbruggen, O. Kahn, K. Nakatani, Y. Pei, and J.-P. Renard, Inorg. Chem. **29**, 3325 (1990).
 - [5] M. Drillon, J. C. Gianduzzo, and R. Georges, Phys. Lett. **96A**, 413 (1983); M. Drillon, E. Coronado, R. Georges, J. C. Gianduzzo, and J. Curely, Phys. Rev. B **40**, 10992 (1989).
 - [6] F. C. Alcaraz and A. L. Malvezzi, J. Phys.: Math. Gen. **30**, 767 (1997).
 - [7] G.-S. Tian, Phys. Rev. B **56**, 5353 (1997).
 - [8] S.-Q. Shen, Z.-M. Qiu, and G.-S. Tian, Phys. Rev. Lett. **72**, 1280 (1994); S.-Q. Shen, Int. J. Mod. Phys. B **12**, 709 (1998).
 - [9] S. K. Pati, S. Ramasesha, and D. Sen, Phys. Rev. B **55**, 8894 (1997); J. Phys.: Condens. Matter **9**, 8707 (1997).
 - [10] S. Brehmer, H.-J. Mikeska, and S. Yamamoto, J. Phys.: Condens. Matter **9**, 3921 (1997); S. Yamamoto, S. Brehmer, and H.-J. Mikeska, Phys. Rev. B **57**, 13610 (1998).
 - [11] D. P. Arovas and A. Auerbach, Phys. Rev. **38**, 316 (1988); A. Auerbach and D. P. Arovas, Phys. Rev. Lett. **61**, 617 (1988).
 - [12] M. Takahashi, Prog. Theor. Phys. Suppl. **87**, 233 (1986); Phys. Rev. Lett. **58**, 168 (1987).
 - [13] S. Yamamoto and T. Fukui, Phys. Rev. B **57**, 14008 (1998); S. Yamamoto, T. Fukui, K. Maisinger, and U. Schollwöck, J. Phys.: Condens. Matter **10**, 11033 (1998).
 - [14] C. Wu, B. Chen, X. Dai, Y. Yu, and Z.-B. Su, Phys. Rev. B **60**, 1057 (1999).
 - [15] K. Maisinger, U. Schollwöck, S. Brehmer, H.-J. Mikeska, and S. Yamamoto, Phys. Rev. B **58**, 5908 (1998).
 - [16] T. Kuramoto, J. Phys. Soc. Jpn. **67**, 1762 (1998); **68**, 1813 (1999).
 - [17] T. Sakai and S. Yamamoto, Phys. Rev. B **60**, 4053 (1999); S. Yamamoto and T. Sakai, J. Phys.: Condens. Matter **11**, 5175 (1999).
 - [18] T. N. Nguyen, D. M. Giaquinta, and H.-C. zur Loye, Chem. Mater. **6**, 1642 (1994); T. N. Nguyen and H.-C. zur Loye, J. Solid State Chem. **117**, 300 (1995).
 - [19] K.-I. Kobayashi, T. Kimura, H. Sawada, K. Terakura, and Y. Tokura, Nature, **395**, 677 (1998).
 - [20] T. H. Kim, M. Uehara, S.-W. Cheong, and S. Lee, Appl. Phys. Lett. **74**, 1731 (1999).

- [21] N. Fujiwara and M. Hagiwara, preprint.
- [22] J.-P. Boucher, M. A. Bakheit, M. Nechtschein, M. Villa, G. Bonera, and F. Borsa, Phys. Rev. B **13**, 4098 (1976).
- [23] S. Yamamoto and T. Sakai, J. Phys. Soc. Jpn. **67**, 3711 (1998).
- [24] D. Beeman and P. Pincus, Phys. Rev. **166**, 359 (1968).
- [25] D. Hone, C. Scherer, and F. Borsa, Phys. Rev. B **9**, 965 (1974).
- [26] S. Yamamoto, Phys. Rev. **59**, 1024 (1999).
- [27] N. Fujiwara, H. Yasuoka, M. Isobe, Y. Ueda, and S. Maegawa, Phys. Rev. B **55**, 11945 (1997).
- [28] T. Ono, T. Nishimura, M. Katsumura, T. Morita, and M. Sugimoto, J. Phys. Soc. Jpn. **66**, 2576 (1997).

TABLE I. P/Q in the case of T_1 being fitted to $T_1^{-1} = P + Q(\gamma_N H/J)^{-1/2}$. The estimates in the limit of $k_B T/J \rightarrow \infty$ are obtained through a rough extrapolation and are thus no more than for reference.

$k_B T/J$	$(1, \frac{1}{2})$	$(\frac{3}{2}, \frac{1}{2})$	$(\frac{3}{2}, 1)$	$(2, 1)$
0.5	10.69	9.35	8.95	8.17
1.0	11.10	10.33	10.23	9.35
2.0	11.30	10.49	10.60	10.28
3.0	11.30	10.68	11.49	10.80
5.0	11.56	10.93	11.79	11.24
∞	11.6	11.0	12.2	11.8