

Temperature Dependence of Spin and Bond Ordering in a Spin-Peierls System

Hiroaki ONISHI and Seiji MIYASHITA¹

*Department of Earth and Space Science, Graduate School of Science, Osaka University,
Machikaneyamacho 1-1, Toyonaka 560-0043*

¹*Department of Applied Physics, University of Tokyo, Hongo 7-3-1, Bunkyo-ku, Tokyo 113-0033*

(Received September 6, 2000)

We investigate thermodynamic properties of a one-dimensional $S = 1/2$ antiferromagnetic Heisenberg model coupled to a lattice distortion by a quantum Monte Carlo method. In particular we study how spin and lattice dimerize as a function of the temperature, which gives a fundamental process of the spin-Peierls transition in higher dimensions. The degree of freedom of the lattice is taken into account adiabatically and the thermal distribution of the lattice distortion is obtained by the thermal bath algorithm. We find that the dimerization develops as the temperature decreases and it converges to the value of the dimerization of the ground state at $T = 0$. Furthermore we find that the coupling constants of spins fluctuate quite largely at high temperature and their thermodynamic properties deviate from those of the uniform chain. Doping of non-magnetic impurities causes cut of the chain into short chains with open boundary. We investigate thermodynamic properties of open chains taking relaxation of the lattice into consideration. We find that strong bonds locate at the edges and a defect of the bond alternation appears in the chain with an odd number of sites, which causes enhancement of a staggered magnetic order. We find a spreaded staggered structure which indicates that the defect moves diffusively in the chain even at very low temperature.

KEYWORDS: spin-Peierls system, lattice fluctuation, quantum Monte Carlo method, bond alternation, magnetic susceptibility, impurity

§1. Introduction

The one-dimensional $S = 1/2$ antiferromagnetic Heisenberg chain is unstable to the static lattice dimerization which is well known as the spin-Peierls instability. The nature of the spin-Peierls transition has been investigated extensively. Experimentally several compounds such as TTF-CuBDT¹⁾ and CuGeO₃²⁾ have been found out to show the spin-Peierls transition. In particular since the discovery of the inorganic spin-Peierls compound CuGeO₃, extensive experiments have been performed such as the neutron scattering measurement³⁾ and the investigation of the effect of substitution of impurities,⁴⁾ which is difficult in the organic compounds. It has been found that spin-Peierls order is suppressed and antiferromagnetic order is favored with doping impurities.⁵⁾ Several phases appear according to the concentration of the impurity and coexistence of spin-Peierls and antiferromagnetic states has been observed.^{6,7)} On the other hand, theoretically the adiabatic lattice distortion has been considered and the property of the ground state has been investigated by a bosonization theory.^{8,9,10)} It is known that an arbitrarily small spin-phonon coupling causes spontaneous lattice dimerization in the ground state because the magnetic energy gain of the spin interaction in the dimerized state, which is proportional to $u^{4/3}$, is larger than the restoring elastic energy $\propto u^2$, where u is an amount of the dimerization. However, it is difficult to estimate thermodynamic properties exactly at finite temperature. The thermal fluctuation of the

lattice distortion has been treated self-consistently by a mean field theory,¹¹⁾ a Monte Carlo method¹²⁾ and a DMRG method.¹³⁾ In a mean field picture, the lattice has the uniform configuration above the transition temperature and the system has the same property as that of the uniform Heisenberg system. However, the effect of the thermal fluctuation of the lattice distortion is not clear. The quantum lattice fluctuation is considered to cause different effect from that of the adiabatic lattice distortion. It has been predicted that in case of a finite frequency a critical spin-phonon coupling exists for the spin-Peierls transition.^{14,15,16,17)} Thermodynamic properties have been investigated by a quantum Monte Carlo method taking the thermal fluctuation of the quantum phonon into consideration.^{18,19)} It has been pointed out that the thermal fluctuation of the quantum phonon causes different thermodynamic properties in the spin-Peierls system from those in the static uniform chain even at high temperature.

The effect of the inhomogeneity of the lattice has been studied extensively in quantum spin systems. It has been found that peculiar magnetic structures appear in the open chain due to the edge effect.^{20,21)} For example in the $S = 1/2$ uniform Heisenberg antiferromagnet with open boundary, a spreaded staggered magnetic structure appears in the odd chain, while a one-node structure appears in the even chain.²²⁾ In the bond-alternating lattice, the defect of the alternation causes a localized magnetic structure around the defect.²³⁾ In the spin-Peierls system the change from the uniform chain to the bond-

alternating chain occurs spontaneously. Thus it is an interesting problem to study the magnetic structure in the open chain of the spin-Peierls system with the lattice relaxation. The effect of the lattice relaxation in the open chain has been studied in a self-consistent way.^{24,25,26)} There strong bonds locate at the edges. Furthermore, a localized structure of a defect of the bond alternation appears in the chain with an odd number of sites and a local staggered magnetization appears around it. Impurity problem has also been studied by the bosonization theory.²⁷⁾

In this paper we study the effect of the thermal fluctuation of the adiabatic lattice distortion. In order to investigate thermodynamic properties, we use a quantum Monte Carlo loop algorithm with continuous imaginary time (LCQMC).^{28,29,30)} This algorithm is useful to explore the property at low temperature. Besides, there is no need to extrapolate with respect to the Trotter number. We extend the standard LCQMC to the system with the lattice distortion. The thermal distribution of the lattice distortion is obtained by the thermal bath algorithm. In §2 model and method are explained. As a reference to the study of the thermal fluctuation of the lattice distortion, we review the property of the dimerized ground state investigated by an exact diagonalization method (ED). In §3 we investigate thermodynamic properties of the system with the periodic boundary. We show how the dimerization develops as a function of the temperature. In §4 we investigate properties of open chains, which is relevant to the effect of doping of non-magnetic impurities because it causes cut of the chain into short chains with open boundary. In §5 summary and discussion are given.

§2. Model and Method

The one-dimensional $S = 1/2$ antiferromagnetic Heisenberg model coupled to the adiabatic lattice distortion is given by

$$H = \sum_{i=1}^N J_i(\tilde{\Delta}_i) \mathbf{S}_i \cdot \mathbf{S}_{i+1} + \frac{\tilde{k}}{2} \sum_{i=1}^N \tilde{\Delta}_i^2, \quad (1)$$

$$\tilde{\Delta}_i = \tilde{u}_i - \tilde{u}_{i+1}, \quad (2)$$

where \tilde{u}_i is the lattice displacement of the i -th site from its equilibrium position and $\tilde{\Delta}_i$ is the lattice distortion owing to the lattice displacement. The distortion of the exchange coupling is assumed to be proportional to the lattice distortion

$$J_i(\tilde{\Delta}_i) = J(1 + \alpha\tilde{\Delta}_i). \quad (3)$$

Hereafter, for the simplicity of notation, we use the distortion of the interaction $\alpha\tilde{\Delta}_i$ as a variable, namely, $\Delta_i = \alpha\tilde{\Delta}_i$ and also scaled constant $k = \tilde{k}/\alpha^2$, which leads

$$H = J \sum_{i=1}^N (1 + \Delta_i) \mathbf{S}_i \cdot \mathbf{S}_{i+1} + \frac{k}{2} \sum_{i=1}^N \Delta_i^2. \quad (4)$$

When we consider the pure system, the periodic boundary condition is adopted in §3. In order to investigate the impurity effect, we consider open chains in §4. We

set the uniform exchange coupling $J = 1$ and take it as the unit of the energy.

We investigate thermodynamic properties of this model by a Monte Carlo method. The degree of freedom of the lattice is taken into account and the thermal distribution of the lattice distortion is obtained. The procedure to update the system is as follows. We start with an arbitrary spin and bond configuration. We update the spin configuration with the fixed bond configuration by the standard LCQMC. Then we update the bond configuration with the fixed spin configuration by the thermal bath algorithm. For convenience of the simulation, change of the bond distortion Δ_i is discretized by a small unit Δ_{unit} , which is an approximation of continuous change. At each update of Δ_i , three states are examined as the next value as depicted in Fig. 1. We consider a motion of the i -th site u_i . The site moves right or left with the unit or stays the present position, that is, $\delta u_i = \pm\Delta_{\text{unit}}$ or 0. According to this site movement, the bond distortions on both sides of the site are changed as

$$\begin{cases} \Delta_{i-1} \rightarrow \Delta_{i-1} - \delta u_i \\ \Delta_i \rightarrow \Delta_i + \delta u_i. \end{cases} \quad (5)$$

In this case the total length of the lattice does not change:

$$\sum_{i=1}^N \Delta_i = 0. \quad (6)$$

In realistic materials, the total length of the lattice changes with the temperature and also with the magnetic field. These effects are studied as the magneto-elastic property or the Invar problem, which are interesting topics in magnetism. However, in this paper we concentrate ourselves on the effect of dimering due to the alternate deformation of the lattice as an essential mechanism of the spin-Peierls phenomena. If we allow the total length change, the system shows the dimerization but we found that the total length decreases in order to gain the magnetic energy, i.e., to increase the amplitude of the interaction J . Thus we introduce the restriction eq. (6) here. The detail study of the effect of this restriction will be reported elsewhere. In case of the open chain we fix the edge sites in order to keep the total length of the lattice. These two updates, namely, LCQMC for the spin configuration and the bond-update, are applied alternately.

In the simulation we set the unit of the bond distortion $\Delta_{\text{unit}} = 0.02$ and provide the cut off $\Delta_i/\Delta_{\text{unit}} = -30 \sim 30$ to restrict the exchange coupling to be antiferromagnetic ($J_i = 0.4 \sim 1.6$). Starting from spin all up configuration and uniform bond configuration, initial 10^5 Monte Carlo steps (MCS) are discarded to obtain thermal equilibrium state and then in most cases 10^6 MCS are performed to sample the data of physical properties. In case of the open chain 10^7 MCS are performed to obtain good convergence of the data. The simulation through the MCS is divided into 10 bins and the errorbar is estimated from the standard deviation of the data of the bins.

2.1 Dimerized ground state

Before considering the thermal fluctuation of the lattice distortion, it would be useful to discuss ground state properties of the dimerized chain with

$$\Delta_i = (-1)^i \delta, \quad (7)$$

in order to investigate ground state properties of the spin-Peierls system. Let us check the well-known relation $\delta_0 \propto k^{-3/2}$. The dimerization amplitude in the ground state δ_0 is determined by ED for values of δ . In Fig. 2 we show the δ dependence of the change of the ground state energy, $\Delta E_g(\delta)$, for $N = 20$. There is a value of δ which gives a minimum value of ΔE_g , and the dimerized ground state is realized. In Fig. 3 we show the k dependence of δ_0 for $N = 20$. There we find the relation $\delta_0 \propto k^{-3/2}$ clearly. It is a noteworthy fact that δ_0 is affected by the finite size effect for large k . Actually, δ_0 is found to be zero for large k in case of a small system size, e.g., δ_0 is zero for about $k > 3.5$ in the case of $N = 20$. We have checked that the values of δ_0 for $k = 1.0$ and 2.0 , which will be used in the next section, do not change among the cases of $N = 16, 20$ and 24 . Thus we confirmed the previously known properties of the distortion in the ground state.

As shown in Fig. 2, it should be noted that the amount of the energy gain due to the dimerization $\Delta E(k)$ is rather small and also that the dependence of ΔE_g on δ , namely, the effective potential for the distortion, is very weak in the region where $\Delta E_g < 0$. Thus even at low temperature, e.g., at $T = 0.1$ for $k = 1.0$, large fluctuation of the lattice is expected, which will be seen in the next section.

§3. Thermodynamic Properties

3.1 Bond fluctuation

In this subsection we study the thermal fluctuation of the bond distortion $\{\Delta_i\}$. First we investigate the distribution function of the bond distortion. In case of the bond alternation the distribution has two peaks at the corresponding position. In Figs. 4 we show the normalized distribution of the bond distortion for several values of k at several temperatures. As the temperature decreases the wide distribution becomes narrow and the distribution changes over from a one-peak distribution to a two-peak distribution. The position of the peak corresponding to the bond alternation is consistent with that in the ground state estimated by ED in the previous section. It should be noted that the distribution becomes asymmetrical in the intermediate stage to the two-peak distribution. The amplitude at the peak of positive- Δ is larger than that at the peak of negative- Δ . This behavior is interpreted as follows. It is easy to form the spin singlet state at the strong bond with positive- Δ so that the energy is lowered at the strong bond. On the other hand, if the spin singlet state is formed at the weak bond with negative- Δ , the energy is higher than that of the spin singlet pair at the strong bond. Then the strong bond is more stable than the weak bond. When the thermal fluctuation of the bond distortion is taken into consideration, for negative- Δ the effect of the ther-

mal fluctuation is more remarkable and the distribution extends to wider range than positive- Δ . This difference between positive- and negative- Δ should disappear in the ground state at $T = 0$. In Fig. 5 we show the temperature dependence of the peak positions of positive- and negative- Δ for $k = 1.0$. For negative- Δ the peak appears at a lower temperature than that of positive- Δ as we mentioned above. Peak positions of positive- and negative- Δ reach to saturated values at almost the same temperature.

We find that the distribution extends to wide range even at a modestly low temperature $T = 0.1$ for $k = 2.0$ in Fig. 4(b). At a high temperature $T = 0.5$ the distribution extends up to the cutoff ($\Delta = \pm 0.6$). As shown in Fig. 4(a), the distribution extends to wider range for the case of $k = 1.0$. The cutoff of the distortion restricts the exchange coupling to the provided range ($J_i = 0.4 \sim 1.6$), which would represent a non-linear effect. If the cutoff is removed, it is expected that the distribution extends to ferromagnetic range and it is not realistic in the spin-Peierls system. Practically the non-linearity of the lattice distortion is expected to exist. Namely, the linear relation between the lattice distortion and the shift of the exchange coupling $J_i = J(1 + \Delta_i)$ should be changed to include higher orders for large Δ , or the non-linearity of the elastic energy potential $U(x) = \frac{k}{2}x^2 + \gamma x^4 + \dots$, which implies that unreasonable large distortion should be prohibited. Because the distortion distributes almost uniformly around $\Delta = 0$, it is expected that the value of the provided cutoff is not essential to represent the property of the system qualitatively. Hereafter, we study thermodynamic properties for the case of $k = 1.0$, where the system shows characteristic properties of the spin-Peierls system at appropriate low temperature. It is expected that thermodynamic properties such as the magnetic susceptibility are affected by the thermal fluctuation of the bond distortion at high temperature.

In order to investigate the property of the bond ordering, we introduce the order parameter

$$\Delta_{\text{sg}}^2 = \left(\frac{1}{N} \sum_{i=1}^N (-1)^i \Delta_i \right)^2, \quad (8)$$

which represents how the bond alternates in the whole chain. From the size dependence of Δ_{sg}^2 , we can estimate the correlation length of the alternate distortion.

$$\begin{aligned} \Delta_{\text{sg}}^2(N) &= \left(\frac{1}{N} \sum_i (-1)^i \Delta_i \right)^2 \\ &= \frac{1}{N^2} \sum_{i,j} (-1)^{i-j} \Delta_i \Delta_j \\ &\sim \frac{1}{N} \sum_j (-1)^j \Delta_0 \Delta_j \\ &\sim \frac{1}{N} \xi(T), \end{aligned} \quad (9)$$

because $\Delta_0 \Delta_j$ decays exponentially and the summation in the above equation converges to a correlation length

$\xi(T)$. Thus we reach the relation

$$\frac{\Delta_{\text{sg}}^2(N)}{\Delta_{\text{sg}}^2(N')} = \frac{N'}{N}. \quad (10)$$

In Fig. 6 we show the temperature dependence of Δ_{sg}^2 . In order to investigate the size dependence, the values for $N = 32, 64$ and 128 are compared in the figure. We find the relation (10) at high temperatures $T > 0.1$, which indicates that the bond correlation is only short range, $\xi \ll N$. On the other hand, as the temperature decreases, the alternate bond distortion develops near the temperature $T \sim 0.1$ where the distribution becomes to change into the two-peak distribution. The value of Δ_{sg}^2 of each size converges to the same value in the ground state, which indicates that the correlation extends to the whole chain, $\xi \gg N$. In Figs. 7 we show explicitly the bond correlation function between the first and the j -th bond

$$C_{\text{bond}}(1, j) = \Delta_1 \Delta_j, \quad (11)$$

at several temperatures. We find that each bond fluctuates independently at a high temperature $T = 0.5$ as shown in Fig. 7(a). As a result, the bond distortion is uniform on average in the whole chain. As the temperature decreases the alternate bond correlation develops gradually. As shown in Fig. 7(b), at a modestly low temperature $T = 0.1$ short range correlation of the alternate distortion exists. As shown in Fig. 7(c), at a very low temperature $T = 0.01$ the alternate bond correlation is spread over the whole chain and the dimerized ground state is realized. It should be noted that the distribution still fluctuates from the complete dimerization.

3.2 Magnetic susceptibility

The magnetic susceptibility shows a characteristic feature due to the spin gap in the spin-Peierls system. Below the transition temperature the energy gap opens between the singlet ground state and the triplet excited state as a result of the bond alternation. There the susceptibility drops exponentially with decrease of the temperature. In Fig. 8 we show the temperature dependence of the magnetic susceptibility. In order to investigate the finite size effect, the values for $N = 32, 64$ and 128 are compared in the figure. The solid line denotes the susceptibility of the uniform chain for $N = 128$. We find that the susceptibility of each size drops at almost the same temperature, which indicates that the energy gap causing this drop appears on account of the bond alternation rather than the finite size effect. On the other hand, we find that the peak position shifts to a lower temperature and the susceptibility is enhanced at high temperatures compared to the case of the uniform chain. As shown in the previous subsection, the bond distortion fluctuates quite largely at high temperature. The susceptibility is also affected by the thermal fluctuation of the bond distortion.

It has been pointed out that the susceptibility of the spin-Peierls system is different from that of the uniform chain at high temperature, which is due to the fact that the uniform phonon displacement causes the effective exchange coupling larger than the bare exchange cou-

pling.^{18,19)} In these studies the distortion of each bond behaves independently, and the total length of the chain is subjected to change. On the contrary, in the present case we fix the total length of the chain. Within this restriction we still found the change of the susceptibility at high temperature.

In order to study the effect of the bond distortion in the present model on the susceptibility at high temperature, let us take into account the degree of freedom of the bond. Namely, we consider the following partition function

$$Z = \text{Tr} \left(\prod_{i=1}^N \int d\Delta_i \right) e^{-\beta H} \delta \left(\sum_{i=1}^N \Delta_i \right), \quad (12)$$

where H is given by eq. (4) and the restriction on the fixed total length of the chain is taking into account by the delta-function. We approximate the density matrix by the Suzuki-Trotter decomposition with the Trotter number $m = 1$

$$e^{-\beta J \sum_i (1+\Delta_i) \mathbf{S}_i \cdot \mathbf{S}_{i+1}} \cong \prod_i e^{-\beta J (1+\Delta_i) \mathbf{S}_i \cdot \mathbf{S}_{i+1}}, \quad (13)$$

which would be allowed at high temperature. We also express the delta-function by the integral formula

$$\delta \left(\sum_{i=1}^N \Delta_i \right) = \int_{-\infty}^{\infty} \frac{dq}{2\pi} e^{iq \sum_{i=1}^N \Delta_i}. \quad (14)$$

Here we can integrate out the variables $\{\Delta_i\}$ individually

$$\begin{aligned} Z_{\text{eff}} &= \text{Tr} \int_{-\infty}^{\infty} \frac{dq}{2\pi} \prod_i \int_{-\infty}^{\infty} d\Delta_i \\ &\quad \times e^{-\beta [J(1+\Delta_i) \mathbf{S}_i \cdot \mathbf{S}_{i+1} + \frac{k}{2} \Delta_i^2] + iq \Delta_i} \\ &= \text{Tr} \int_{-\infty}^{\infty} \frac{dq}{2\pi} \prod_i C \\ &\quad \times e^{\frac{1}{2\beta k} (iq - \beta J \mathbf{S}_i \cdot \mathbf{S}_{i+1})^2 - \beta J \mathbf{S}_i \cdot \mathbf{S}_{i+1}}, \end{aligned} \quad (15)$$

where the cutoff of $\{\Delta_i\}$ is neglected in order to carry out the Gauss integration. Applying the Suzuki-Trotter formula with $m = 1$ again and carrying out the integration with respect to q , we have the expression of the partition function

$$Z_{\text{eff}} = C' \text{Tr} e^{-\beta H_{\text{eff}}}, \quad (16)$$

$$\begin{aligned} H_{\text{eff}} &= \left(J + \frac{J^2}{4k} \right) \sum_{i=1}^N \mathbf{S}_i \cdot \mathbf{S}_{i+1} \\ &\quad + \frac{J^2}{2kN} \left(\sum_{i=1}^N \mathbf{S}_i \cdot \mathbf{S}_{i+1} \right)^2. \end{aligned} \quad (17)$$

In this expression we find that the effective coupling shifts as $J \rightarrow J + J^2/4k$, which corresponds that the effective temperature shifts as $T \rightarrow T/(1 + J/4k)$. This decrease of the temperature is inconsistent with the change of the peak position in Fig. 8. The second term $\frac{J^2}{2kN} (\sum_i \mathbf{S}_i \cdot \mathbf{S}_{i+1})^2$ may cause shift of the peak position and enhancement of the susceptibility. In order to check these points, we investigate the susceptibility of the effec-

tive Hamiltonian (17) by ED. In Fig. 9 the temperature dependence of the susceptibility of this model is shown, which reproduces above points qualitatively. Thus we conclude that the model of eq. (17) represents well the present model at high temperature.

As shown in Fig. 8, we find that the susceptibilities of the uniform chain and the present model (4) agree with each other at fairly high temperature ($T/J > 0.8$). However, we find a small disagreement at high temperatures in Fig. 9, although the model of eq. (17) should be the better model in the higher temperature. This disagreement can be understood as the effect of the restriction on the range of Δ_i . In the simulation we restrict the range of the distortion Δ_i , but here we allow it to change without restriction. Thus the susceptibility at high temperature depends on the details of the non-linearity of the lattice.

§4. Inhomogeneity and Lattice Relaxation

So far we have considered the periodic boundary condition. We found there that the lattice distortion occurs alternately. In the uniform Heisenberg model it has been pointed out that the inhomogeneity causes various peculiar magnetic structures.^{20, 21, 22} Here we consider the effect of the lattice distortion in open chains. It is naturally expected that the bond configuration changes in order to minimize the total energy of the spin system and the bond system. Such lattice relaxation has been studied by a kind of method where the lattice distortion is determined self-consistently.^{24, 25, 26} There a localized structure of a defect of the bond alternation is obtained and a local staggered magnetization appears around it. In this section we investigate how the structures of bond and spin develop at low temperature by means of the same QMC method as that in the previous section.

In the even chain, we find that strong bonds locate at both ends of the lattice, and the bond alternates regularly as shown in Fig. 10(a). Moreover, no magnetic structure appears. In the odd chain, strong bonds again locate at both ends, which causes a defect of alternation of the bond configuration. Namely, in lattices consisting of $4m + 1$ sites, there appears a configuration with two successive weak bonds, while in lattices with $4m + 3$ sites, a configuration with two successive strong bonds appears, as shown in Figs. 11. In these lattices with an odd number of sites, it is known that a local magnetic structure appears around the inhomogeneity.²³ In Fig. 10(b) we show the bond configuration for $N = 31$ at a very low temperature $T = 0.01$. There the profile is close to $\cos x$, but not the soliton-like shape. This sinusoidal shape is explained by the diffusion of the localized soliton-like shape.^{31, 32} Thus we conclude that the defect is quite diffusive and we can not determine the position very locally. This effect causes the average profile of the magnetization to be also sinusoidal as shown in Fig. 12, where the local susceptibility χ_i is plotted.

$$\chi_i \equiv \left. \frac{\partial}{\partial h} \langle S_i^z \rangle \right|_{h=0} = \beta \sum_j \langle S_j^z S_i^z \rangle. \quad (18)$$

This quantity is proportional to the local magnetization profile. In Fig. 13 we also show the local field suscepti-

bility χ_i^{local} defined as

$$\chi_i^{\text{local}} \equiv \left. \frac{\partial}{\partial h_i} \langle S_i^z \rangle \right|_{h_i=0} = \int_0^\beta d\tau \langle S_i^z(\tau) S_i^z(0) \rangle, \quad (19)$$

which indicates the degree of quantum fluctuation at each site.^{33, 34} We do not see any localized structure, either.

Here we find that the soliton-like local defect is quite diffusive and the staggered magnetic structure spreads in the open chain, which may cause enhancement of staggered magnetic order even at very low concentration of non-magnetic doping in the spin-Peierls material, namely, very low concentration of the defect.

§5. Summary

In this paper we investigated thermodynamic properties of a one-dimensional $S = 1/2$ antiferromagnetic Heisenberg model coupled to a lattice distortion by a Monte Carlo method. In particular we investigated how the dimerization develops as a function of the temperature. The thermal fluctuation of the bond distortion was taken into consideration.

By means of calculating the bond correlation function, we found clear evidence that the alternate bond correlation develops as the temperature decreases and the dimerized ground state is realized at low temperature. On the other hand, the distortion of each bond fluctuates independently at high temperature, where the alternate correlation is only short range and the distortion is uniform on average in the whole chain. Besides, we investigated the distribution function of the bond distortion. As the temperature decreases the distribution changes over from a one-peak distribution to a two-peak distribution. The position of the peak corresponding to the bond alternation is consistent with that of the ground state. The distribution is asymmetric at intermediate temperature along the way to the two-peak distribution. This asymmetrical behavior is interpreted as a quantum effect that the spin singlet state is easy to form at the strong bond to lower the energy. We found that the thermal fluctuation of the exchange coupling is quite large at high temperature. In the present case we provided the cutoff of the bond distortion so that the exchange coupling should be antiferromagnetic. The distribution would extend to ferromagnetic range if the cutoff is removed. We considered that the cutoff represents a kind of the non-linearity, namely, the non-linearity in the relation between the bond distortion and the shift of the exchange coupling, or the non-linearity of the elastic energy. Although appearance of ferromagnetic bonds is not realistic in the spin-Peierls system, properties of such a system are also of interest in a general point of view.

We also investigated the temperature dependence of the magnetic susceptibility. We found that the susceptibility drops with decrease of the temperature at low temperature, which is a characteristic feature in the spin-Peierls system. We also found that the susceptibility is enhanced at high temperature compared to that of the uniform chain. In particular we found the change of the susceptibility even in the case where we fix the total

length of the lattice.

We considered the inhomogeneity of the lattice taking the lattice relaxation into consideration. We investigated the structures of bond and spin in open chains. We found that strong bonds locate at the edges both in the even and odd chains, and a defect of the bond alternation appears in the odd chain. The soliton-like defect moves quite diffusively and the bond structure forms a sinusoidal configuration rather than the localized soliton-like one, on the contrary a soliton-like structure is obtained within a self-consistent treatment of the lattice relaxation.^{24,25,26)} A staggered magnetic structure also spreads over the chain, which would give an explanation why very low concentration of doping of non-magnetic impurities causes enhancement of the staggered magnetic order in the spin-Peierls material.⁵⁾

Acknowledgements

The authors would like to thank Professor N. Kawashima for his kind guidance to make a computer code of LCQMC, and acknowledge M. Nishino and P. Roos for their assistance in further improvement of the computer code. The authors also thank Professor H. Nishimori for the use of the package TITPACK for exact diagonalization. The present study is partially supported by Grant-in-Aid from the Ministry of Education, Science, Sports and Culture of Japan. They also appreciate for the facility of Supercomputer Center, Institute for Solid State Physics, University of Tokyo.

[1] J. W. Bray, H. R. Hart, Jr., L. V. Interrante, I. S. Jacobs, J. S. Kasper, G. D. Watkins, S. H. Wee and J. C. Bonner: Phys. Rev. Lett. **35** (1975) 744.
 [2] M. Hase, I. Terasaki and K. Uchinokura: Phys. Rev. Lett. **70** (1993) 3651.
 [3] M. Nishi, O. Fujita and J. Akimitsu: Phys. Rev. B **50** (1994) 6508.
 [4] M. Hase, I. Terasaki, Y. Sasago, K. Uchinokura and H. Obara: Phys. Rev. Lett. **71** (1993) 4059.
 [5] M. Hase, N. Koide, K. Manabe, Y. Sasago and K. Uchinokura: Physica B **215** (1995) 164.
 [6] L. P. Regnault, J. P. Renard, G. Dhahlenne and A. Revcolevschi: Europhys. Lett. **32** (1995) 579.
 [7] Y. Sasago, N. Koide, K. Uchinokura, M. C. Martin, M. Hase, K. Hirota and G. Shirane: Phys. Rev. B **54** (1996) R6835.
 [8] M. C. Cross and D. S. Fisher: Phys. Rev. B **19** (1979) 402.
 [9] T. Nakano and H. Fukuyama: J. Phys. Soc. Jpn. **49** (1980) 1679.
 [10] T. Nakano and H. Fukuyama: J. Phys. Soc. Jpn. **50** (1981) 2489.
 [11] E. Pytte: Phys. Rev. B **10** (1974) 4637.
 [12] A. E. Feiguin, J. A. Riera, A. Dobry and H. A. Ceccatto: Phys. Rev. B **56** (1997) 14607.
 [13] F. Schönfeld, G. Bouzerar, G. S. Uhrig and E. Müller-Hartmann: Eur. Phys. J. B **5** (1998) 521.
 [14] L. G. Caron and S. Moukouri: Phys. Rev. Lett. **76** (1996) 4050.
 [15] G. S. Uhrig: Phys. Rev. B **57** (1998) R14004.
 [16] A. W. Sandvik and D. K. Campbell: Phys. Rev. Lett. **83** (1999) 195.
 [17] R. J. Bursill, R. H. McKenzie and C. J. Hamer: Phys. Rev. Lett. **83** (1999) 408.
 [18] A. W. Sandvik, R. R. P. Singh and D. K. Campbell: Phys. Rev. B **56** (1997) 14510.
 [19] R. W. Kühne and U. Löw: cond-mat/9905337.
 [20] S. Eggert and I. Affleck: Phys. Rev. Lett. **75** (1995) 934.

[21] M. Laukamp, G. B. Martins, C. Gazza, A. L. Malvezzi, E. Dagotto, P. M. Hansen, A. C. López and J. Riera: Phys. Rev. B **57** (1998) 10755.
 [22] M. Nishino, H. Onishi, P. Roos, K. Yamaguchi and S. Miyashita: Phys. Rev. B **61** (2000) 4033.
 [23] M. Nishino, H. Onishi, K. Yamaguchi and S. Miyashita: cond-mat/0002082.
 [24] D. Augier, P. Hansen, D. Poilblanc, J. Riera and E. Sørensen: cond-mat/9807265.
 [25] P. Hansen, D. Augier, J. Riera and D. Poilblanc: Phys. Rev. B **59** (1999) 13557.
 [26] D. Augier, E. Sørensen, J. Riera and D. Poilblanc: Phys. Rev. B **60** (1999) 1075.
 [27] H. Fukuyama, T. Tanimoto and M. Saito: J. Phys. Soc. Jpn. **65** (1996) 1182.
 [28] N. Kawashima and J. E. Gubernatis: J. Stat. Phys. **90** (1995) 169.
 [29] H. G. Evertz: cond-mat/9707221.
 [30] B. B. Beard and U.-J. Wiese: Phys. Rev. Lett. **77** (1996) 5130.
 [31] J. Villain: Physica B **79** (1975) 1.
 [32] H.-J. Mikeska, S. Miyashita and G. H. Ristow: J. Phys. Condens. Matter **3** (1991) 2985.
 [33] H. Rieger and A. P. Young: Phys. Rev. B **53** (1996) 8486.
 [34] T. Ikegami, S. Miyashita and H. Rieger: J. Phys. Soc. Jpn. **67** (1998) 2671.

Fig. 1. Possible site movements corresponding to the lattice displacement in the Monte Carlo simulation. The lower figure shows that the site moves to the right for an example. The bond distortions on both sides of the site are changed according to the site movement.

Fig. 2. The δ dependence of the change of the ground state energy ΔE_g , estimated by ED for $N = 20$.

Fig. 3. The k dependence of the dimerization amplitude in the ground state δ_0 , estimated by ED for $N = 20$. The inset represents the relation $\delta_0 \propto k^{-3/2}$, where the solid line is the guide to the eye.

Fig. 4. The distribution function of the bond distortion obtained by QMC. (a) $k = 1.0$ and (b) $k = 2.0$ for $N = 128$.

Fig. 5. The temperature dependence of the peak position of the distribution of the bond distortion obtained by QMC. $k = 1.0$ and $N = 128$. The symbols open circle and solid circle denote the peak position in positive and negative range of Δ , respectively.

Fig. 6. The temperature dependence of Δ_{sg}^2 obtained by QMC. $k = 1.0$.

Fig. 7. The bond correlation function $C_{\text{bond}}(1, j) = \Delta_1 \Delta_j$ obtained by QMC. (a) $T = 0.5$, (b) $T = 0.1$ and (c) $T = 0.01$ for $k = 1.0$ and $N = 128$.

Fig. 8. The temperature dependence of the magnetic susceptibility obtained by QMC. $k = 1.0$. The solid line denotes the values of the uniform Heisenberg chain for $N = 128$.

Fig. 9. The temperature dependence of the magnetic susceptibility of the effective Hamiltonian (17) obtained by ED. $k = 1.0$ and $N = 12$. The solid line denotes the values of the uniform chain.

Fig. 10. The bond configuration in open chains obtained by QMC. (a) $N = 32$ and (b) $N = 31$ for $k = 1.0$ at $T = 0.01$.

Fig. 11. The conceptual configuration of the bond alternation with a defect in odd chains with (a) $4m + 1$ sites and (b) $4m + 3$ sites. The thick line denotes the strong bond.

Fig. 12. The local susceptibility χ_i obtained by QMC. For the open chain with $N = 31$ for $k = 1.0$ at $T = 0.01$.

Fig. 13. The local field susceptibility χ_i^{local} obtained by QMC. For the open chain with $N = 31$ for $k = 1.0$ at $T = 0.01$.

Fig. 1 H. Onishi and S. Miyashita

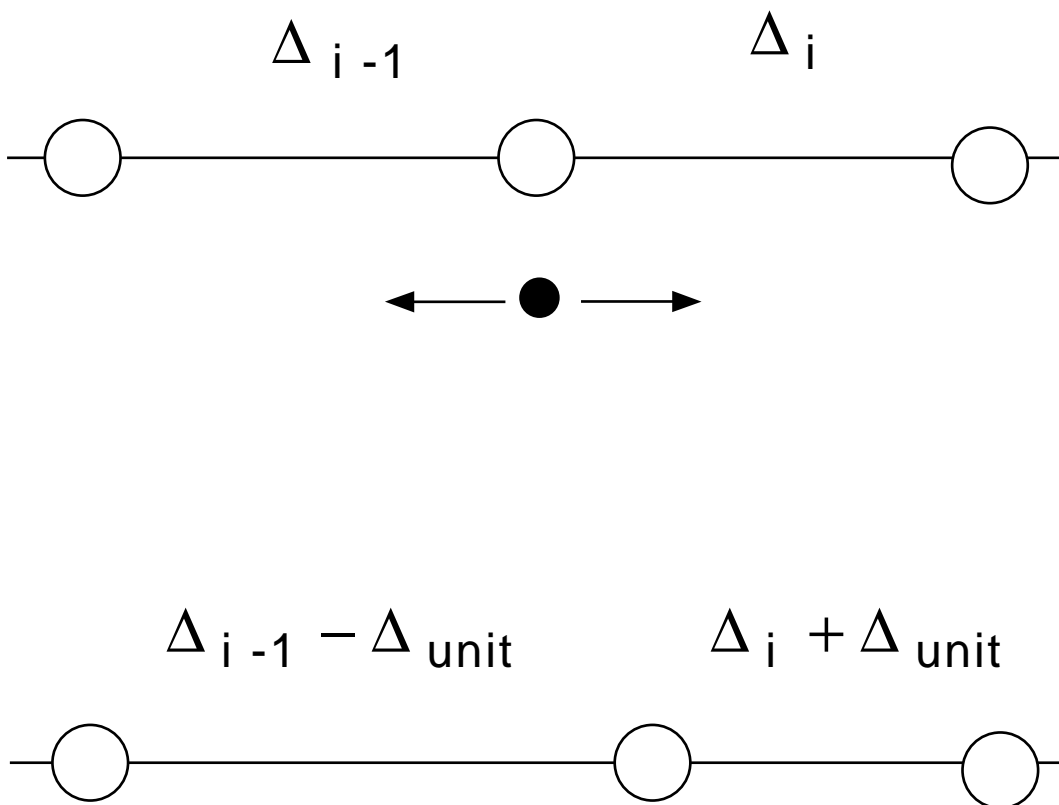


Fig. 2 H. Onishi and S. Miyashita

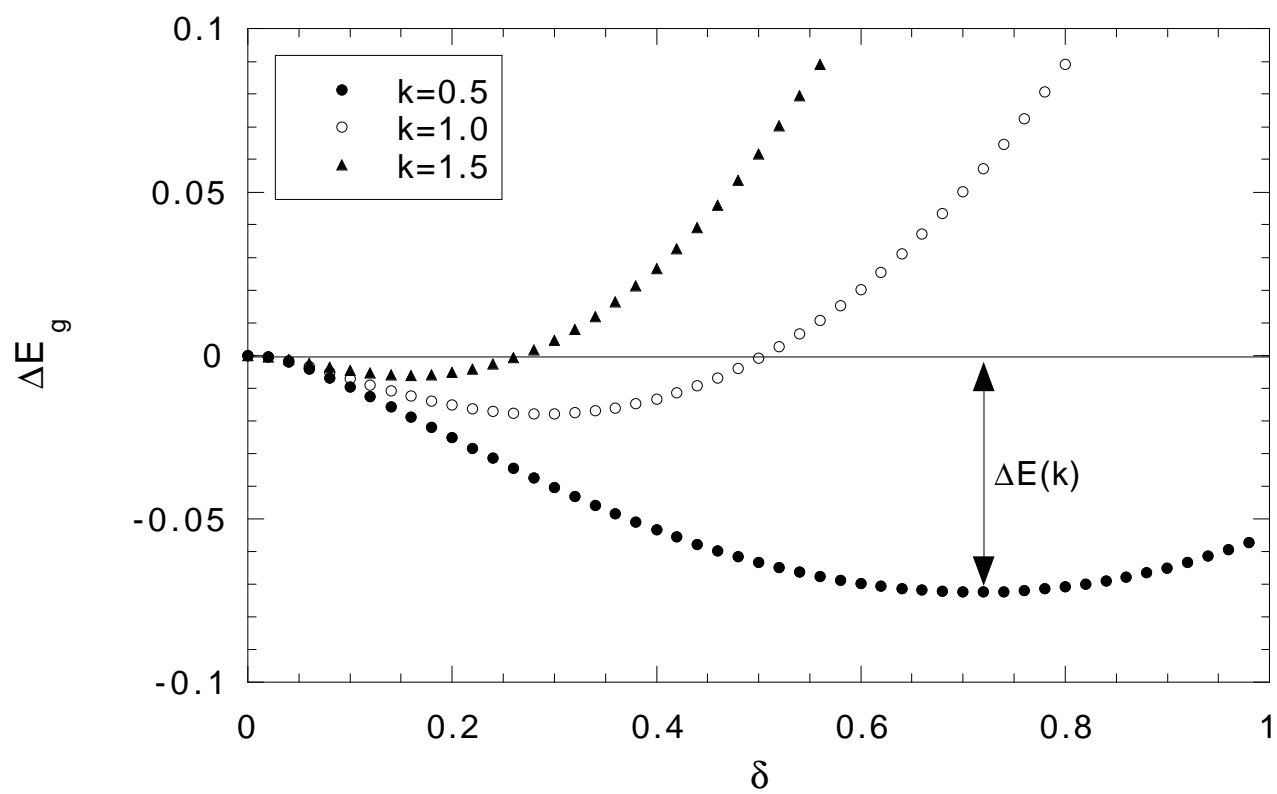


Fig. 3 H. Onishi and S. Miyashita

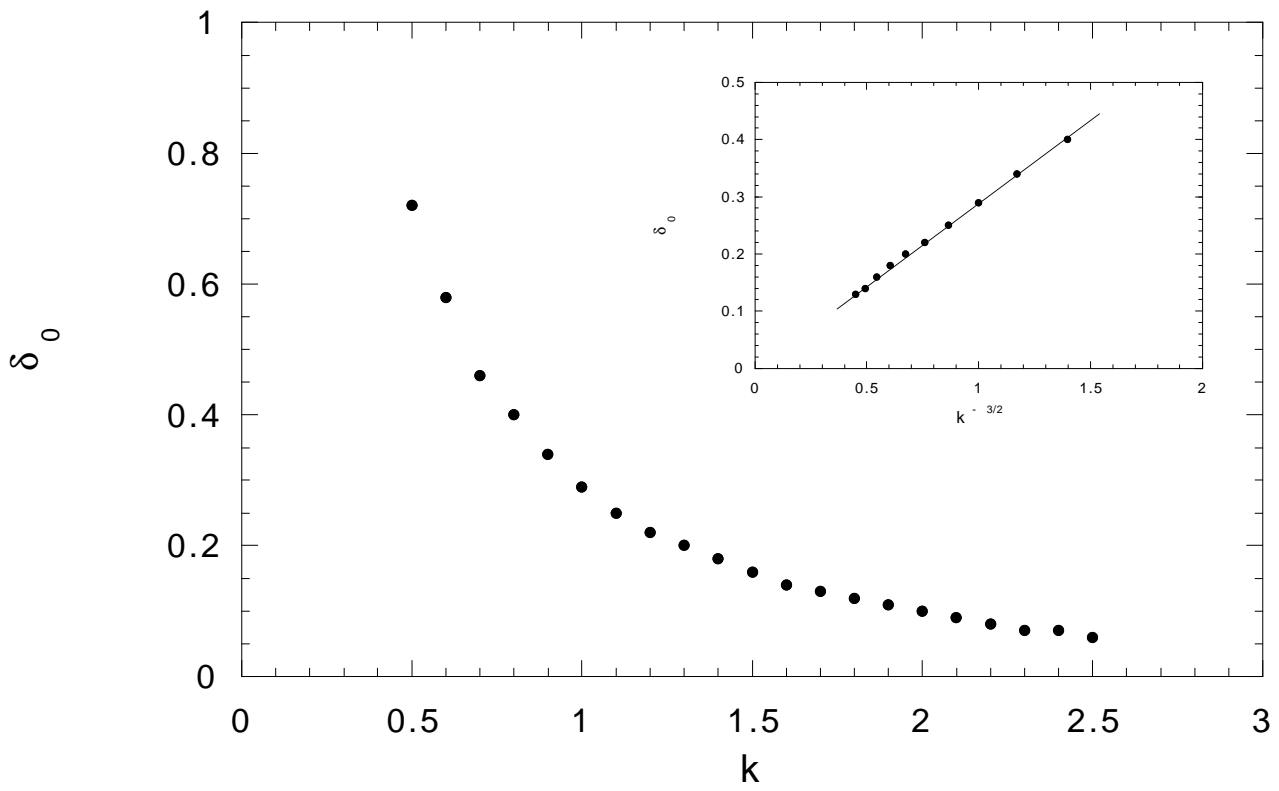


Fig. 4(a) H. Onishi and S. Miyashita

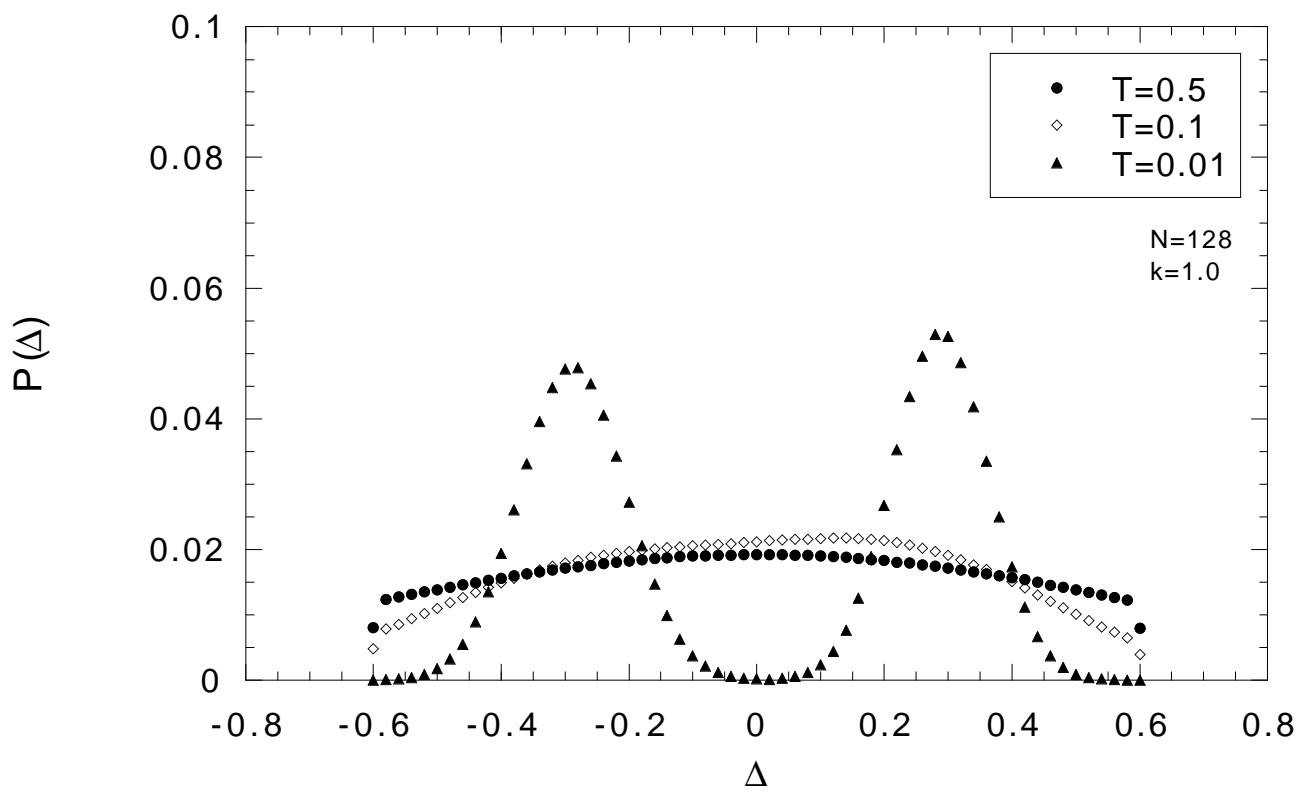


Fig. 4(b) H. Onishi and S. Miyashita

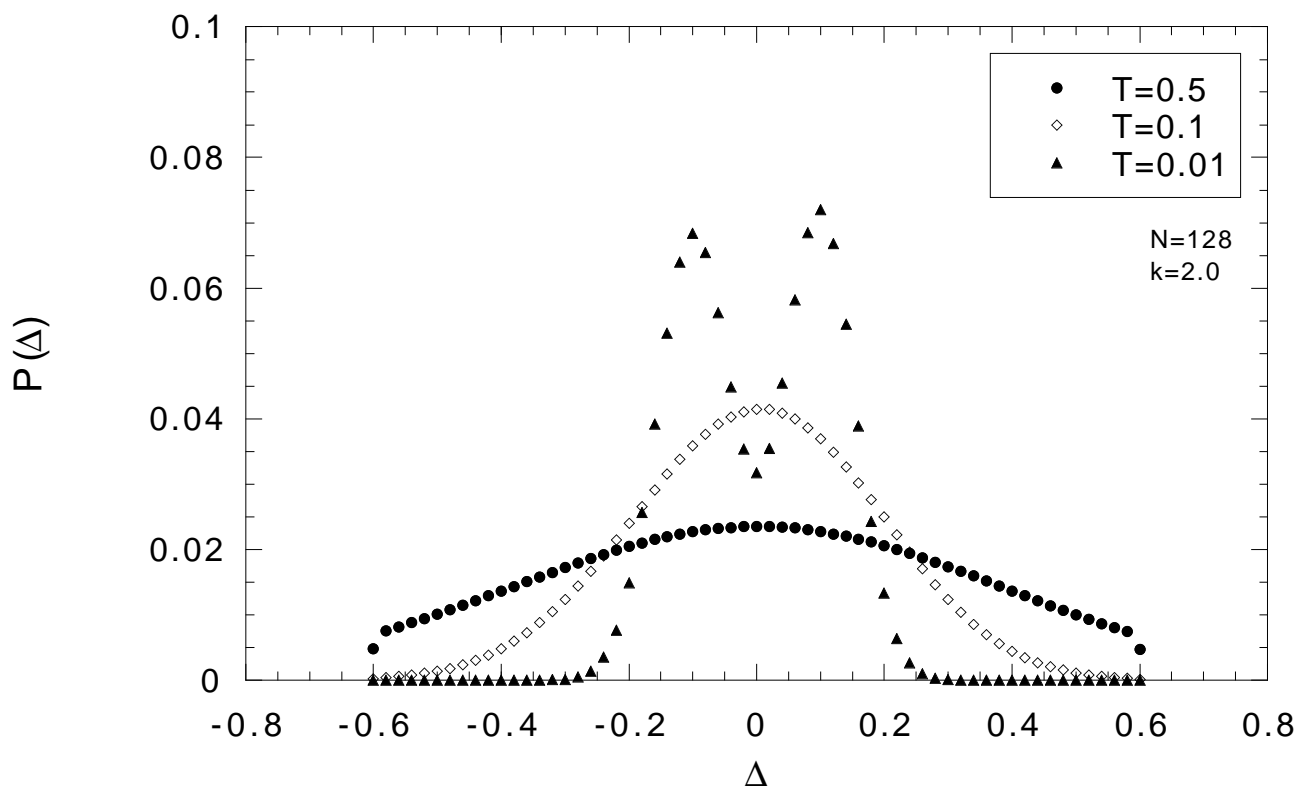


Fig. 5 H. Onishi and S. Miyashita

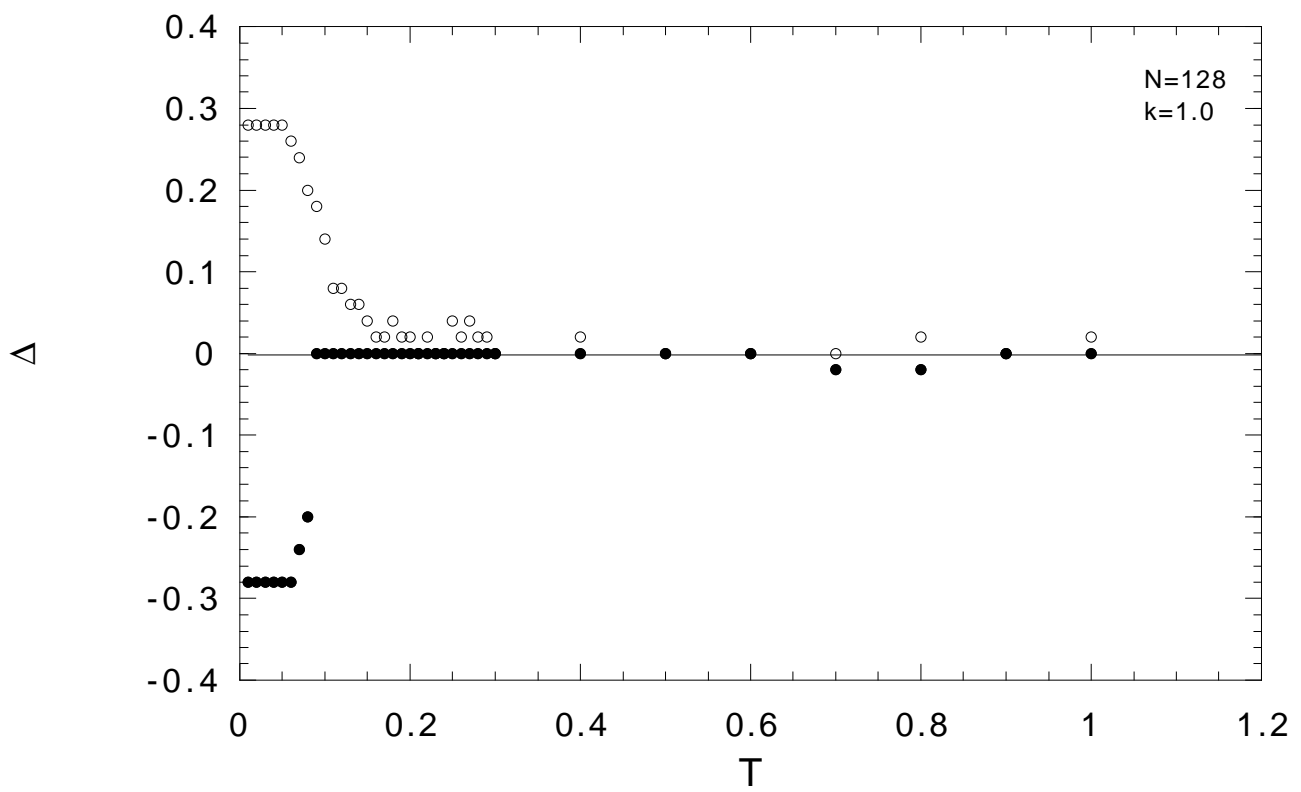


Fig. 6 H. Onishi and S. Miyashita

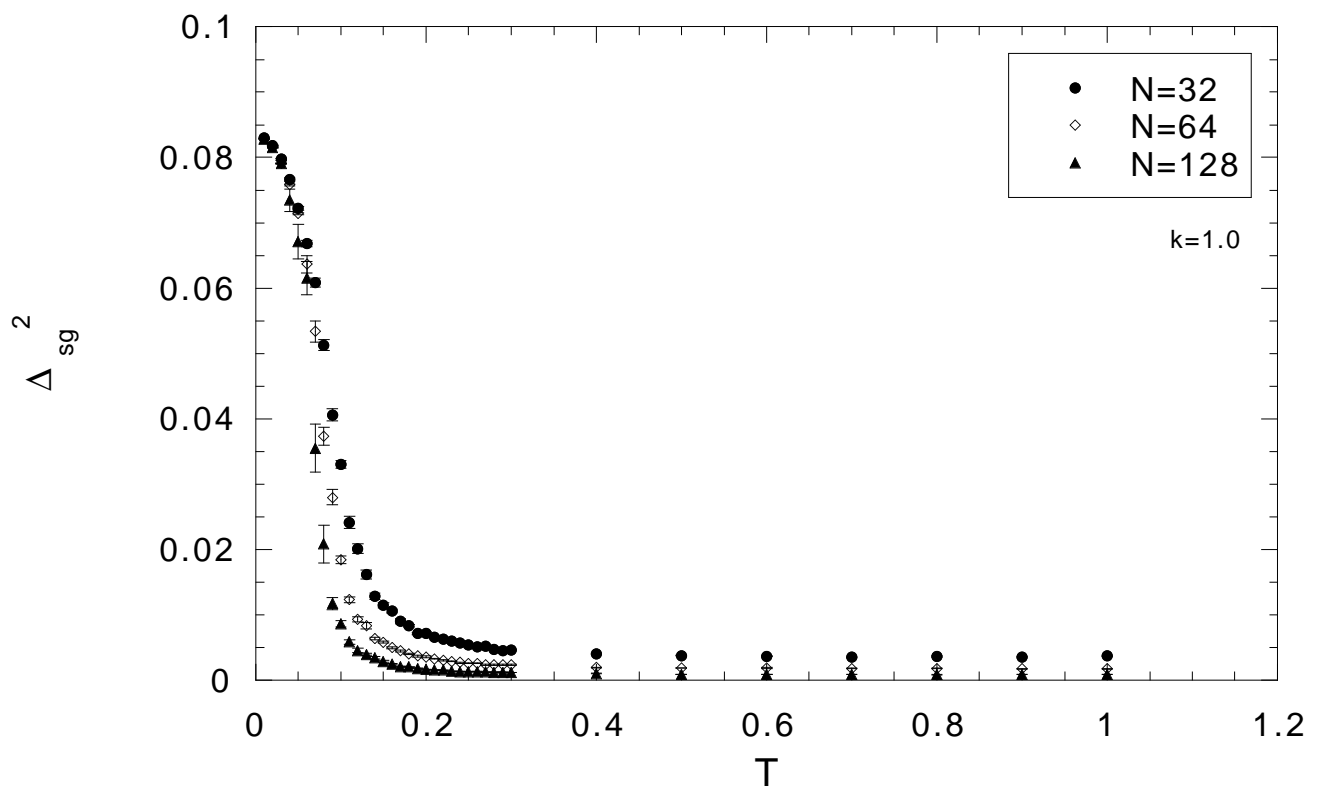


Fig. 7(a) H. Onishi and S. Miyashita

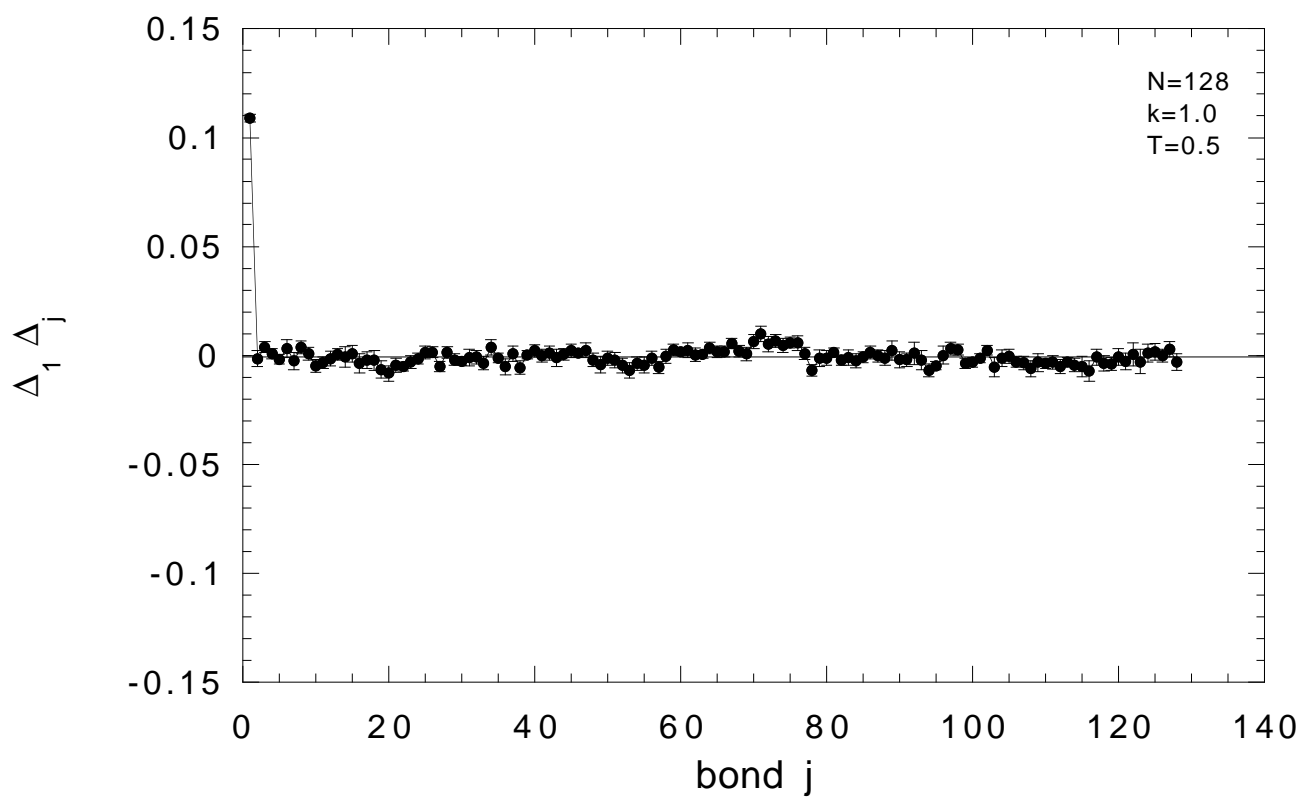


Fig. 7(b) H. Onishi and S. Miyashita

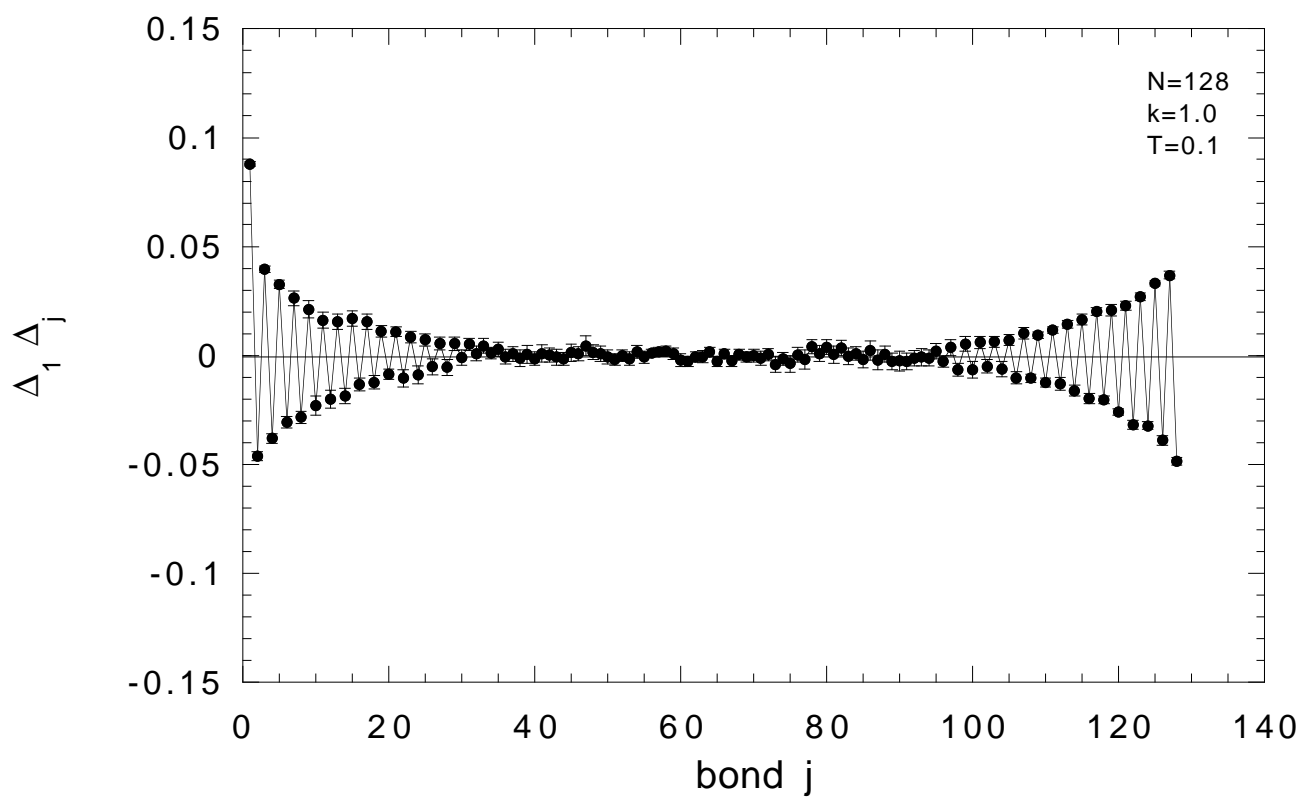


Fig. 7(c) H. Onishi and S. Miyashita

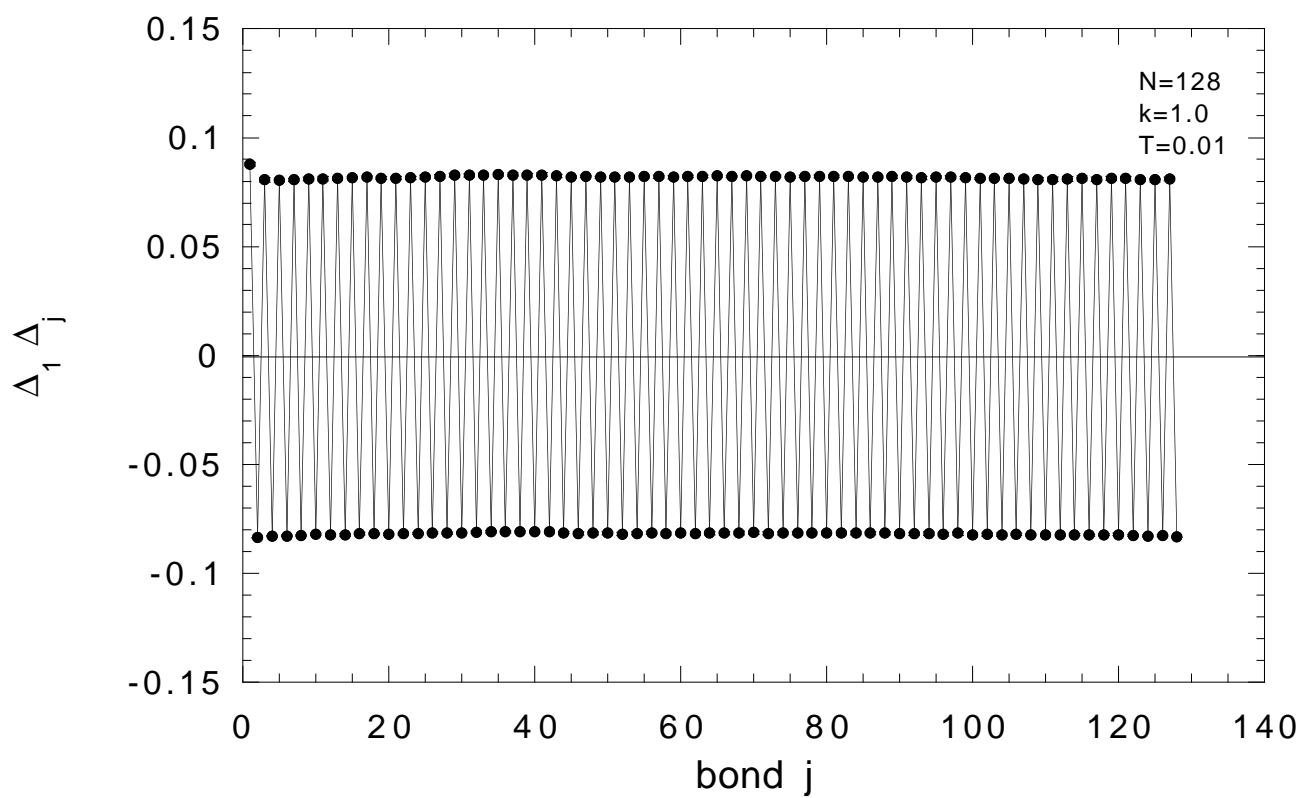


Fig. 8 H. Onishi and S. Miyashita

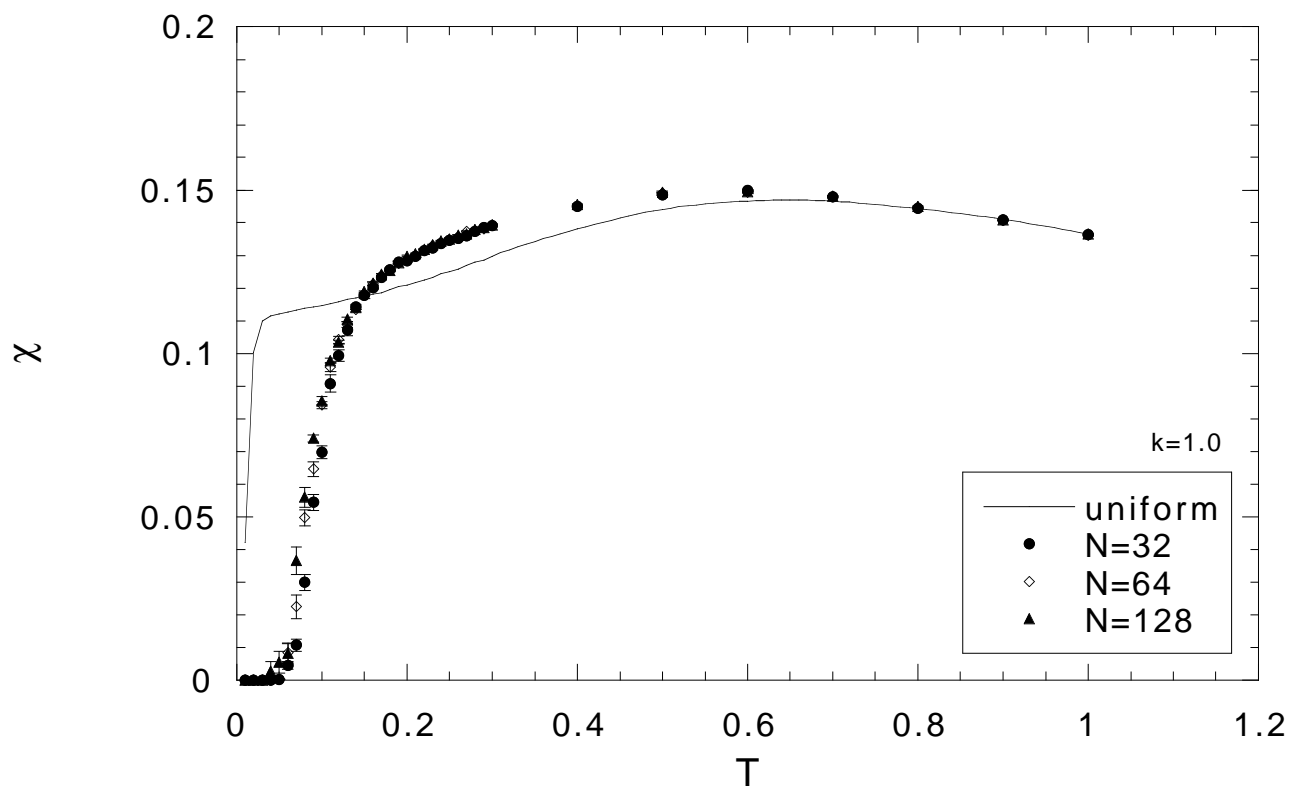


Fig. 9 H. Onishi and S. Miyashita

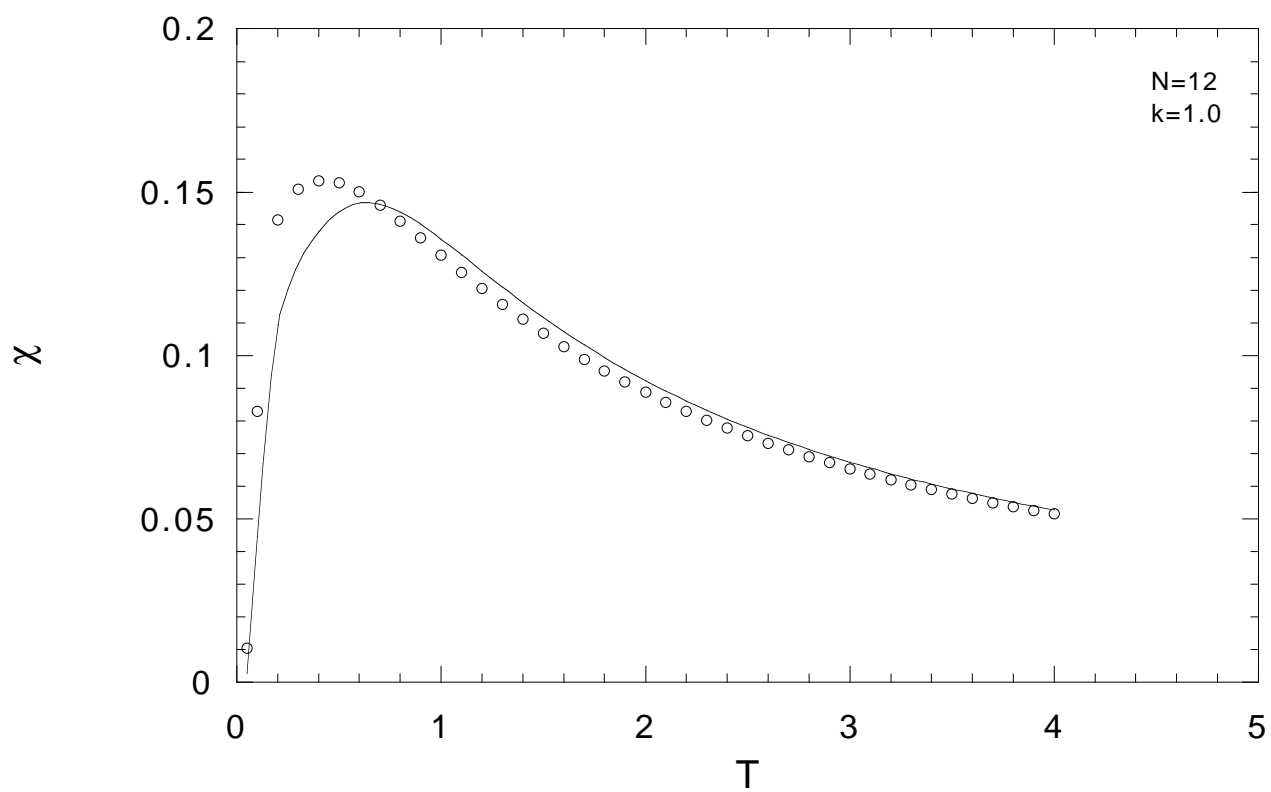


Fig. 10(a) H. Onishi and S. Miyashita

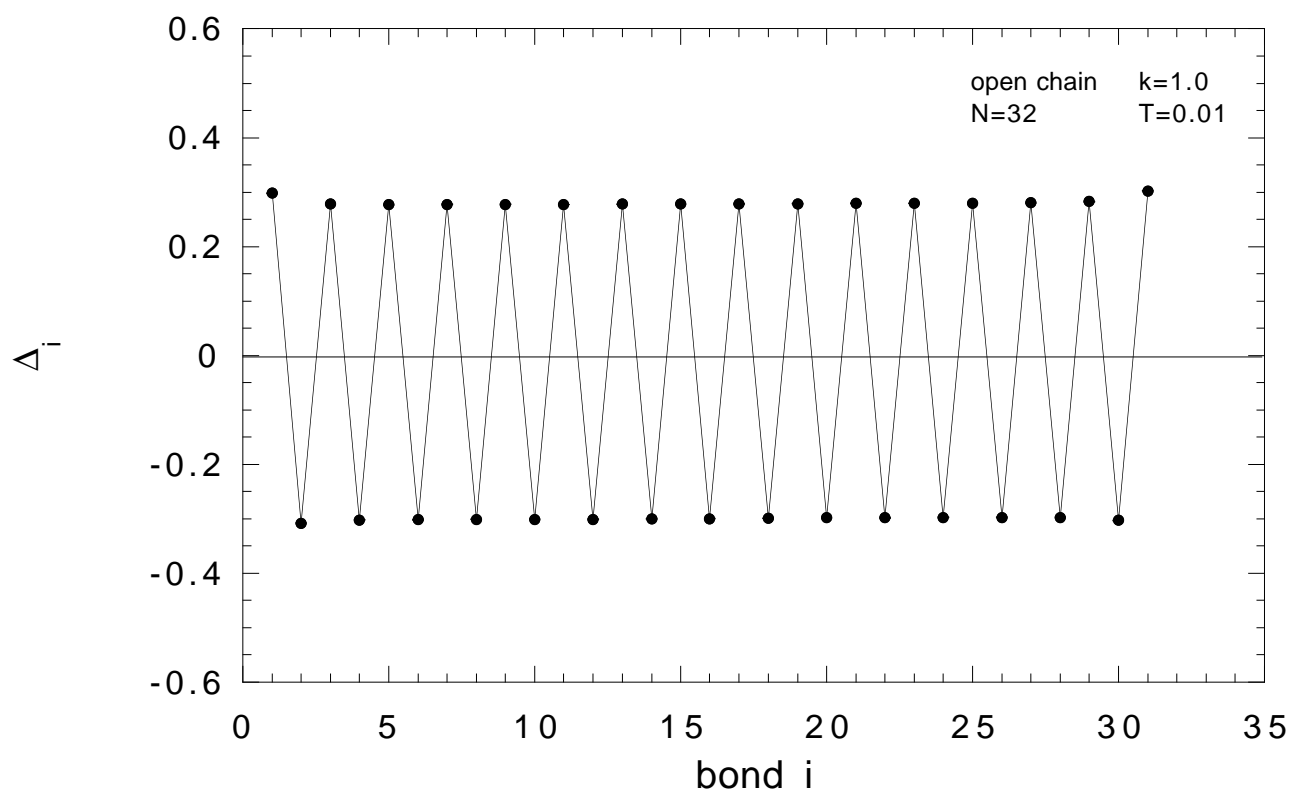


Fig. 10(b) H. Onishi and S. Miyashita

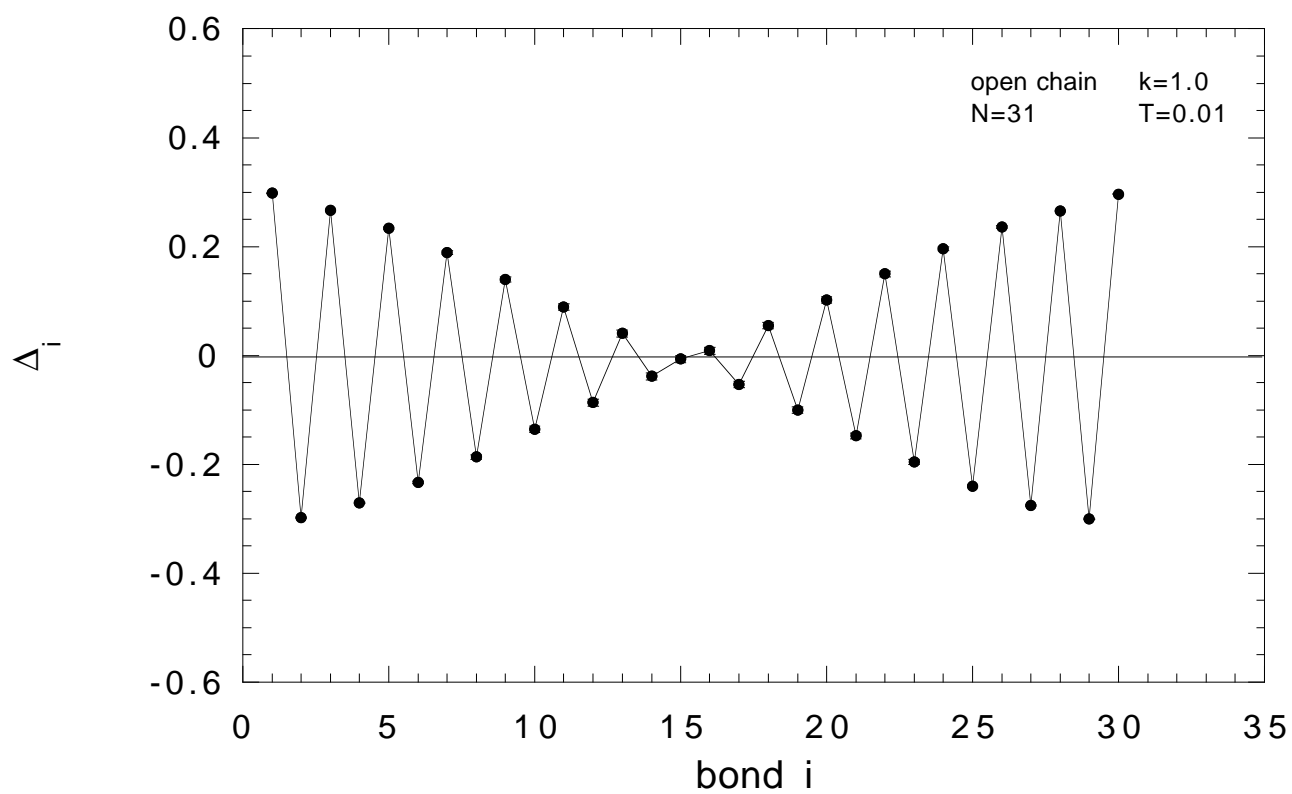
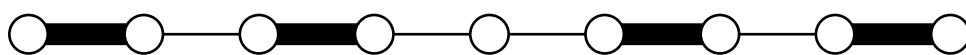


Fig. 11 H. Onishi and S. Miyashita

(a)



(b)



Fig. 12 H. Onishi and S. Miyashita

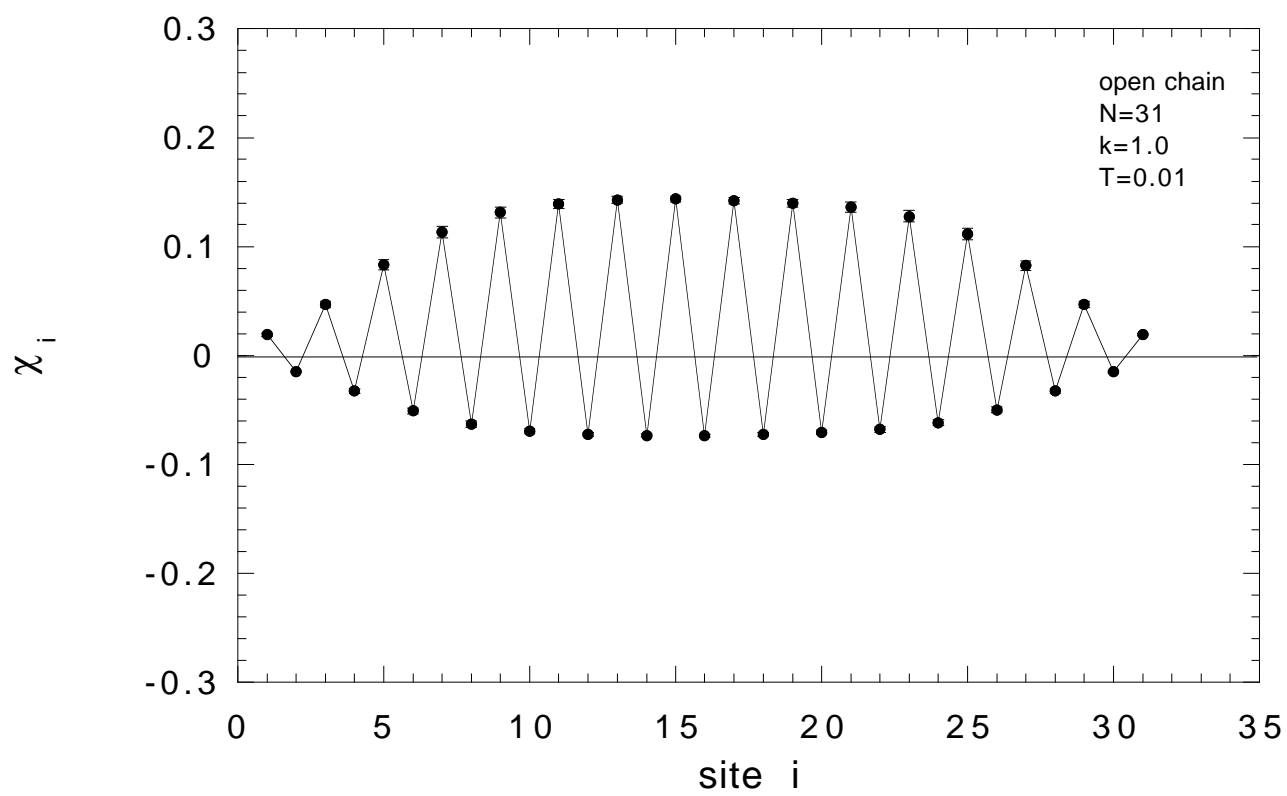


Fig. 13 H. Onishi and S. Miyashita

