

Correlated atomic motion, phonons and spin-ordering in bcc ^3He

N. Gov and E. Polturak

*Physics Department,
Technion-Israel Institute of Technology,
Haifa 32000, Israel*

We propose a new way to treat nuclear magnetism of solid ^3He . We argue that the magnetic interaction arises indirectly as a consequence of correlated zero-point motion of the ions. This motion lowers the energy of the ground state, and results in a coherent state of oscillating electric dipoles. Distortion of the electronic wavefunctions leads to hyperfine magnetic interactions with the nuclear spin. Our model describes both the phonon spectra and the nuclear magnetic ordering of bcc ^3He using a single parameter, the dipolar interaction energy E_0 . The model yields correctly both the u2d2 symmetry of the ordered phase and the volume dependence of the magnetic interaction.

PACS: 67.80.-s,67.80.Jd,67.80.Cx

The spin-ordered phase of bcc ^3He presents a difficult challenge to accurate theoretical description^{1,2}. The main problem is to explain why the transition temperature³ of 10^{-3}K is two orders of magnitude larger than the nuclear dipolar interaction $\sim 10^{-5}\text{K}$. The prevalent description is in terms of atomic exchange cycles that produce competing ferro and antiferromagnetic interactions⁴. This model has conceptual problems that arise from the fact that in order to fit experimental data, many exchange cycles involving a large number of atoms are needed. In fact, it is not sure that this expansion converges^{2,5}. Additionally, an overall consistent description of the experimental data has still not been achieved^{1,6}. It is therefore of interest to consider another approach. We propose that magnetic ordering is due to correlations in the zero point atomic motion, which however does not involve exchange of atoms⁷. These correlations lower the energy of the ground state⁸ and result in a coherent state of oscillating electric dipoles, which modify the phonon spectrum. Finally, this motion produces an oscillating magnetic polarization of the electronic cloud which interacts with the nuclear spin. We show below that this hyper-fine type interaction has the right order of magnitude, and leads naturally to the distinct u2d2 antiferromagnetic phase. This scenario is somewhat similar to the mechanism of hyperfine enhanced nuclear magnetism that occurs in certain insulators⁹. The calculated volume dependence of the magnetic interaction is in good agreement with experimental data.

At temperatures which are high compared to the magnetic interactions ($T \gg 1\text{mK}$), the local motion in bcc ^3He can be treated in the same way as in ^4He ⁷. The usual Helium inter-atomic potential is the Van-der Waals interaction, due to the zero-point fluctuations of the s -shell electrons. This interaction is calculated assuming that the nuclei are stationary (Born-Oppenheimer approximation), which is reasonable since the nuclear motion is usually negligible. The result of averaging over random electric dipolar fluctuations leads to an isotropic $1/r^6$ attraction. In addition there is the hard-core repul-

sion due to the overlap of the filled electronic shells. This interaction, strictly valid for an isotropic medium, is also used in anisotropic cases, such as for atoms in a crystal. We would like to describe the lowest correction to the isotropic interaction resulting from the zero point motion of the He ions. This motion, resulting from confinement, is *especially* large and anisotropic in solid He. In the bcc phase, this motion is large along the major axes (100,010,001), due to a shallow, double-minimum lattice potential^{7,10}. If we relax the Born-Oppenheimer approximation, and allow some relative motion between the ion and the electrons, we will obtain that the zero-point motion of the ion creates an oscillating electric dipole. One possible source of this relative motion may be the large difference in inertia between the ion and electrons. If this ionic motion is random and isotropic it would have no observable consequences. However, we will show that the solid phase can gain energy if this ionic motion is correlated.

Directional oscillation of the nucleus will break the rotational symmetry of the nuclear position relative to the electronic cloud. This is equivalent to a mixing of the s and p electronic levels. The size of this mixing⁷ is of the order of the square root of the ratio of the oscillation frequency of the nucleus compared with the frequency of the $s \rightarrow p$ electronic transition, and comes out $\sim 10^{-2}$. The distortion of the electronic wavefunction is described through the mixing coefficient λ , defined by $|\psi\rangle \simeq |s\rangle + \lambda |p\rangle$. We therefore have in the bcc phase an isotropic Van-der Waals interaction with an additional dipolar interaction acting along the major axes. If the relative phases of the oscillatory motion between different ions are correlated the net interaction energy can be non-zero, and becomes negative for special 'antiferroelectric' configurations, in which the phase of the oscillations of neighboring atoms differs by π (see Fig.1). This configuration has a zero total dipole moment, as required. The dipolar potential for the case of correlated motion has a long range, $1/r^3$ dependence¹¹. The ground-state of the crystal in which the zero-point motion of the atoms is

correlated may be described as a global state of quantum resonance (coherent state⁷) between the two degenerate configurations shown in Fig.1, each of which minimizes the dipolar interaction energy E_{dip} ⁷

$$E_{dip} = |\mu|^2 \sum_{i \neq 0} \left[\frac{3 \cos^2(\mu \cdot (\mathbf{r}_0 - \mathbf{r}_i)) - 1}{|\mathbf{r}_0 - \mathbf{r}_i|^3} \right] \quad (1)$$

where \mathbf{r}_0 is the position of an atom and the summation \mathbf{r}_i runs over the entire lattice. The atomic electric dipole moment $|\mu|$ induced by the coherent motion is proportional to λ through

$$|\mu| = e \langle \psi | x | \psi \rangle \simeq 2e\lambda \langle s | x | p \rangle \quad (2)$$

We would like to describe the effect of this additional interaction on the phonon spectrum. Except for the $T_1(110)$ branch, the phonons of the solid are well described by the Self-Consistent Harmonic (SCH) approximation¹⁰. The additional part is given by an effective Hamiltonian⁷ which describes the coherent dipolar interactions. This Hamiltonian was used to describe the interaction between excitons in a dielectric medium^{12,13}, where the flipping of a dipole out of the ground state is treated as a local mode with bare energy⁷ $E_0 = 2 |E_{dip}|$. The excitations of this Hamiltonian are a periodic modulation of the relative phases of the dipoles, with respect to the ground state array (Fig.1). Due to the lower symmetry of the dipolar array compared to the crystal symmetry a coupling between the usual phonons and the dipolar modulation exists only along the (110) direction⁷. The hybridization of the dipolar modulation and the usual phonons results in a soft $T_1(110)$ mode with approximately half the energy given by SCH calculation. At the edge of the Brillouin zone this phonon has the energy E_0 . In addition there appears a localized excitation of energy $2E_0$, which is involved in mass diffusion and contributes to the specific-heat⁷. The excitations in our picture are therefore three phonon branches (only one of which is renormalized) and a localized excitation which is a quantum analogue of a point defect.

In the case of bcc ⁴He the bare local mode energy E_0 was measured directly by NMR of a ³He impurity, and the phonon spectrum was measured using neutron scattering. Our calculation is consistent with both sets of data⁷. There are no neutron scattering measurements of the phonon spectrum of bcc ³He, but there are sound velocity data that indicate that the slope of the $T_1(110)$ phonon is about half of the SCH calculation^{14,15}. Since we predict that this ratio should indeed be 0.5, we take half the energy of the calculated¹⁵ SCH $T_1(110)$ phonon at the edge of the Brillouin zone to be the bare dipole-flip energy $E_0 \simeq 5\text{K}$ at $V=21.5\text{cm}^3/\text{mole}$. According to our model, the energy of the localized mode involved in thermally activated self-diffusion is $2E_0 \simeq 10\text{K}$. This value is in excellent agreement with the activation energy measured by x-ray diffraction, ultrasonics and NMR experiments¹⁶ at $V=21.5\text{cm}^3/\text{mole}$. A similar activation

energy is also obtained from the excess specific heat¹⁷, and pressure measurements¹⁸. The localized excitation of energy $2E_0$ is further described in Ref. [7].

We now describe the magnetic interaction arising from our model. The lowest $|p\rangle$ level of the He atom has the electrons in a spin $S = 1$ state due to strong exchange interaction¹¹, of the order of 0.25eV. In addition this level is split into 3 sublevels with $J = L + S = 0, 1, 2$. The splitting, due to spin-orbit coupling¹¹, is of the order of $\sim 1.5\text{K}$. In the ground state, the $|p\rangle$ electrons will reside in the ³ P_2 sublevel, with an oscillating magnetic moment \mathbf{M}_e of size $\sim \lambda m_e$, where m_e is the magnetic moment of an electron. Because part of the magnetic moment is now in the $|p\rangle$ state, there appears a net uncanceled moment of equal size in the $|s\rangle$ component of the electronic wavefunction. In ⁴He the nuclear spin is zero, and the magnetic moment of the electrons has no effect. In contrast, in ³He the nuclear magnetic spin $I = 1/2$ will interact with the oscillating electronic magnetic moment, mainly due to the contact term of the $|s\rangle$ electron at the nucleus. The magnetic interaction is of the hyper-fine type¹¹, and the energy associated with it, E_{mag} , is given by

$$E_{mag} = \left\langle -\frac{8\pi}{3} \mathbf{M}_e \cdot \mathbf{M}_n \delta(r) \right\rangle \quad (3)$$

where \mathbf{M}_n is the nuclear magnetic moment and the calculation of the matrix element is done just as for the $|s\rangle$ level of the hydrogen atom¹¹. We show below that the maximum value of $E_{mag}/k_B \simeq 0.75\text{mK}$ (for $V=24\text{cm}^3/\text{mole}$), much larger than the direct nuclear dipole-dipole interaction, and is of the right magnitude to explain the high transition temperature of nuclear ordering in bcc ³He.

We would like to make a quantitative calculation of the strength of the magnetic interaction as a function of pressure at $T=0$. In our model, the magnetic energy (3) will change with pressure due to changes of the electronic magnetic polarization \mathbf{M}_e . First, the pressure changes the admixture of the $|p\rangle$ orbital in the ground state wavefunction $|\psi\rangle$, through changes of the mixing parameter λ . Second, as the solid is compressed, the 3 sub-levels ($J = 0, 1, 2$) broaden into partially overlapping bands. This overlap results in a reduction of the net alignment of the electronic magnetic moment \mathbf{M}_e .

The mixing parameter λ depends on pressure through $\sqrt{VE_0}$, where V is the molar volume. This behaviour arises from the definition of E_{dip} (1),(2) and the factor $|\mathbf{r}_0 - \mathbf{r}_i|^3$ in this equation is proportional to the molar volume V . We take E_{dip} as a function of pressure from the measured^{16,14} activation energy $2E_0$. λ is found to increase with decreasing molar volume V . The effect of the broadening of the sub-levels with pressure can be approximated using the overlap integral of the three sub-levels

$$\langle \mathbf{M}_e(V) \rangle \simeq (1 - F(V)) \lambda(V) \mathbf{m}_e \quad (4)$$

where the overlap integral $F(V) = \int \psi_1^*(E)\psi_{-1}(E)dE$. Here, $\psi_1^*(E)$ and $\psi_{-1}(E)$ are taken as normalized gaussians centered at the energies of the spin-orbit aligned and anti-aligned levels, which are $\sim 1.5\text{K}$ apart¹¹. The effective energy width γ of $\psi_1^*(E)$ and $\psi_{-1}(E)$ is estimated using simple band calculation, as the change of the Coulomb energy of the $|p\rangle$ electrons due to overlapping $|p\rangle$ wavefunctions on neighboring He nuclei¹⁹

$$\gamma(V) = \lambda^2 \sum_i \int \frac{e^2}{|\mathbf{r}_0 - \mathbf{r}_i|} \psi_0^*(r)\psi_i(r)d^3r \quad (5)$$

where $\psi_0^*(r), \psi_i(r)$ are the p -state wavefunctions of the electrons around the central atom and its i neighbors. In this calculation we also take into account the large spatial spread in the atomic position inside the wide potential well⁷, of approximately $\pm 0.8\text{\AA}$. We find that γ ranges from $\sim 0\text{K}$ for $V=24\text{ cm}^3/\text{mole}$ to 5.5K for $V=19\text{ cm}^3/\text{mole}$. The overlap factor $1 - F(V)$ is very sensitive to volume, changing from 1 at $V=24\text{ cm}^3/\text{mole}$ to ~ 0.01 at $V=19\text{ cm}^3/\text{mole}$. One can see that as the volume decreases the broadening of the bands increases thereby decreasing the net magnetic polarization of the oscillating electronic cloud.

The strength of the magnetic interaction should be proportional to the measured Curie-Weiss temperature θ . In Fig.2 we compare the magnetic splitting $2E_{mag}$ (3) with the two available sets of measured¹ θ . We find that the volume dependence of E_{mag} agrees very well with that of θ , i.e. $2E_{mag} = \text{const} \cdot \theta$. The constant is 1 for the data in Fig.2a, and 2 for the data in Fig.2b.

We now consider the symmetry of the ordered spin system. The existence of the hyper-fine splitting means that the simple quantum resonance condition on each site is broken. Now, the two antiferroelectric configurations shown in Fig. 1 are not degenerate, with an energy difference of $2E_{mag}$ per site. It is possible to restore the degeneracy of the overall ground state, and hence the quantum resonance condition. This can be done if the nuclear spins become ordered as well, in a spatial configuration which has the same interaction energy with each of the two states of Fig. 1. The electric dipolar interactions in the ground-state of Fig.1 are such that each simple cubic sublattice of the bcc has no net interaction with the other sublattice. Two possible static arrangements of the nuclear spins that fulfill the resonance requirement on each sublattice are shown in Fig.3. Both arrangements are the simplest which ensure that there is an equal number of atoms with electronic and nuclear spins aligned (and anti-aligned) in both degenerate configurations of the electric dipoles. These arrangements preserve the overall time-reversal symmetry of the system at zero field. Since these configurations exist on both sublattices, we end up with an u2d2 arrangements which is the symmetry of the ordered nuclear phase^{20,21}. Spontaneous symmetry breaking due to ordering of the spins will select one of the major axes (100,010,001), similar to a ferro or antiferromagnet. The electric dipoles oscil-

ating along the two orthogonal axes will have no magnetic interaction energy, and are therefore in the usual quantum resonance of Fig.1. We point out that in our model, the u2d2 symmetry of the spin ordered nuclear phase is a natural consequence of the coherent-state of the oscillating dipoles (Fig.1), and does not depend on the magnitude of the magnetic interaction.

To conclude, our model enables us to describe both the phonon spectra and the nuclear magnetic ordering of bcc ^3He using a single parameter, which is the thermal activation energy E_0 . Experimental values of E_0 were measured in several experiments. The model describes correctly both the symmetry of the ordered phase and the volume dependence of the magnetic interaction.

Acknowledgements

This work was supported by the Israel Science Foundation and by the Technion VPR fund for the Promotion of Research.

-
- ¹ M. Cross and D. Fisher, *Rev. Mod. Phys.* (1985).
 - ² M. Cross, *Jap. J..of App. Phys.* **26** (1987) 1855.
 - ³ W.P. Halperin, F.B. Rasmussen, C.N. Archie and R.C. Richardson, *J. Low Temp. Phys.* **31** (1978) 617.
 - ⁴ M. Roger, J.H. Hetherington and J.M. Delrieu, *Rev. Mod. Phys.* **55** (1983) 1.
 - ⁵ D.M. Ceperley and G. Jacucci, *Phys. Rev. Lett.* **58** (1987) 1648.
 - ⁶ D.S. Greywall and P.A. Busch, *Phys. Rev. B* **36** (1987) 6853.
 - ⁷ N. Gov and E. Polturak, *Phys. Rev. B* **60** (1999) 1019.
 - ⁸ The reduction in the ground state energy due to this coherent state is of the same order as the energy difference between the hcp and bcc solid phases (N. Gov, to be published, cond-mat/9904249).
 - ⁹ Y. Masuda and H. Suzuki, *J. Low Temp. Phys.* **75** (1989) 159.
 - ¹⁰ H.R. Glyde, 'Excitations in Liquid and Solid Helium', Oxford Series on Neutron Scattering in Condensed Matter, 1994.
 - ¹¹ Cohen Tanoudji, 'Quantum Mechanics', Vol. II, Wiley-Interscience (1977).
 - ¹² P.W. Anderson, 'Concepts In Solids', 1963, p.132-148.
 - ¹³ J.J. Hopfield, *Phys. Rev.* **112** (1958) 1555.
 - ¹⁴ D.S. Greywall, *Phys. Rev. A* **3** (1971) 2106.
 - ¹⁵ T.R. Kohler, *Phys. Rev. Lett.* **18** (1967) 654.
 - ¹⁶ S.M. Heald, D.R. Baer and R.O. Simmons, *Phys. Rev. B* **30** (1984) 2531.
 - ¹⁷ D.S. Greywall, *Phys. Rev. B* **15** (1977) 2604.
 - ¹⁸ I. Iwasa and H. Suzuki, *J. Low Temp. Phys.* **62** (1986) 1.
 - ¹⁹ N.W. Ashcroft and N.D. Mermin, 'Solid State Physics', Saunders College Publishing, 1976.
 - ²⁰ D.D. Osheroff, M.C. Cross and D.S. Fisher, *Phys. Rev. Lett.* **44** (1980) 792.
 - ²¹ A. Benoit, J. Bossy, J. Flouquet and J. Schweizer,

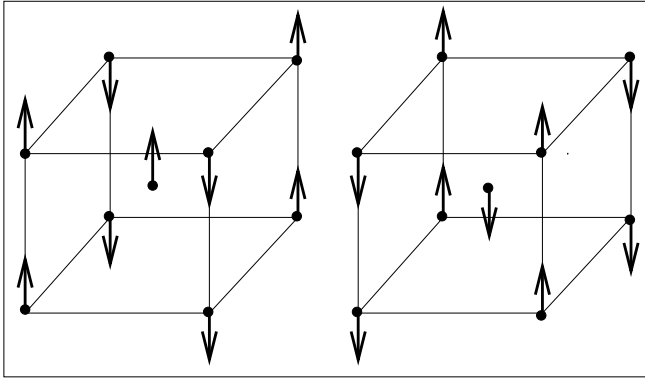


FIG. 1. The two degenerate 'antiferroelectric' dipole arrangement in the ground-state of the bcc phase. The arrows show the instantaneous direction of the dipoles.

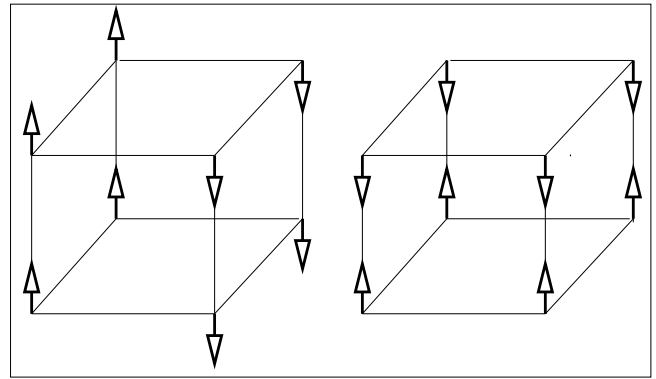


FIG. 3. The two simplest u2d2 static nuclear spin (arrows) arrangements that maintain the quantum resonance of both the electric and magnetic dipoles (Fig.1). Only the spins on one simple-cubic sublattice of the bcc are shown, with the other sublattice having identical arrangement.

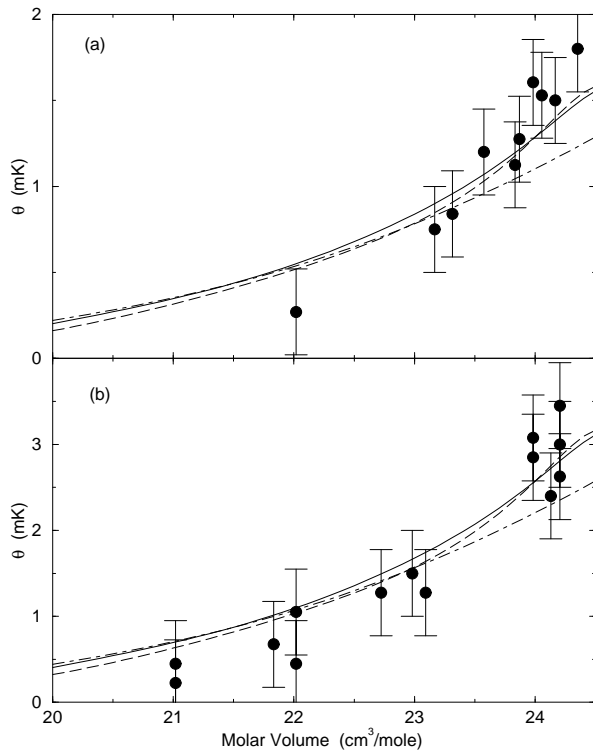


FIG. 2. The magnetic splitting $2E_{mag}$ (Eq.3) as a function of volume, calculated using different experimental data sets for the activation energy E_0 : dashed line [18], dash-dot [17] and solid line [16]. The solid circles in (a) and (b) are the experimental Curie-Weiss temperature θ [1]. To compare with the higher set of data (b), we multiplied our calculated splitting by an extra factor of 2.