

Reduced Density Matrix Approach to Phononic Dissipation in Friction

A. ÖZPİNECİ[†], D. LEITNER^{*}, S. ÇIRACI[†]

[†] Department of Physics, Bilkent University 06533 Ankara, Turkey

^{*} Department of Chemistry, University of California, San Diego, CA
(October 25, 2018)

Understanding mechanisms for energy dissipation from nanoparticles in contact with large samples is a central problem in describing friction microscopically. Calculation of the reduced density matrix appears to be the most suitable method to study such systems that are coupled to a large environment. In this paper, the time evolution of the reduced density matrix has been evaluated for an arbitrary system coupled to a heat reservoir. The formalism is then applied to study the vibrational relaxation following the stick-slip motion of a small adsorbate on a surface. The frequency dependence of the relaxation time is also determined.

PACS: 44.10.+i;62.20.Qp;63.22.+m;67.55.Hc

I. INTRODUCTION

Friction and its microscopic origins have been intensively investigated in recent years.¹ Progress in atomic force microscopy (AFM) has made possible precise force measurements at the atomic scale.² These data, together with simulations, theory and *ab initio* force calculations have helped to provide a detailed picture of friction.^{3–13} Much of this work is concerned with the nature and rate of energy transfer from lubricant layers or asperities into bulk substrates. The understanding of such processes has implications as far-ranging as the design of solar collectors,¹⁴ where collected energy must be transferred to the bulk before reemission to the surroundings; to the understanding of reactions in living cells catalyzed on small surfaces,¹⁵ as well as biomolecular motors;¹⁶ and to the design of lubricants for industrial purposes.¹⁶ In many cases, friction is the result of energy dissipation by multiphonon processes. We address in this article energy dissipation in a stick-slip model for friction involving small and sparsely distributed adsorbates on a surface. We determine the nature and calculate the rate of damping of the adsorbed molecule, nanoparticle or asperity following the slip step.

Relaxation processes of adsorbates have been studied both theoretically and experimentally (see eg.^{17–21}). In most of these works, the authors used either phenomenological approximations¹⁹ or assumed that the system under study is at least at quasi-equilibrium and used equilibrium theory to study their properties^{17,18,21,25}. In this article, a Redfield Theory-like approach is developed (for the derivation of the Redfield theory and some of its applications see, e.g., Refs. [22–24]) to calculate the time evolution of the reduced density matrix of an adsorbate on a substrate within the framework of a stick-slip model for friction.

Consider an object adsorbed on the surface of a sample, a metal or insulator, with vibrational frequency Ω . In general there are two possible decay modes: 1) it can create electronic excitations in a metal, eg., create electron-hole pairs, or 2) it can create phononic excitations. In this article our interest will be in phononic dissipation. If $\Omega \simeq n\omega_0$ where ω_0 is the maximum phonon frequency of the sample, the excitations can decay only by the creation of n phonons in the sample¹⁹. For large n , this contribution is in general negligible. Thus for small particles on a solid substrate, for which the vibrational frequency of the adsorbate might be much higher than the band of substrate mode frequencies, energy dissipation from the adsorbate into the substrate may be quite slow. For such cases, an-

harmonic coupling between the adsorbate and substrate gives rise to energy flow into the substrate. For example, for CO adsorbed on Cu, the Cu-CO stretch vibration is $\Omega \simeq 1.5\omega_0$ and decay by creating two phonons might be an important mechanism for the vibrational damping of the molecule. We will address the problem of phononic energy dissipation in friction following stick-slip motion of an adsorbate whose vibrational frequency lies above the band of substrate frequencies, like CO on a Cu surface. In Ref. [25] two and three phonon contributions to the dissipation of the Cu-CO stretch vibrations was studied using the Golden Rule formula. We will study this and similar systems here using a more general Redfield theory-like approach for various Ω 's to understand the dependence of the dissipation rate on the coupling between the sample and the adsorbed atom. We assume that the adsorbates are sparsely distributed so that we can neglect interactions among them.

The organization of the paper is as follows: In Sec. II, we calculate the time evolution of the reduced density matrix which allows one to take into account all non-equilibrium properties of a system and also takes into account possible coherence and incoherence effects (for the properties of density matrices see, e.g. Ref. [24]). Possible limitations on the obtained evolution are also discussed. In Sec. III a model system is proposed which is analyzed and solved in Sec. IV. Concluding remarks are given in Sec. V.

II. EVOLUTION OF THE REDUCED DENSITY MATRIX

In studying the dynamics of systems coupled to an environment, it is most natural to use the Reduced Density Matrix (RDM) formalism. The reduced density matrix, ρ_R , is obtained from the density matrix, ρ , of the system plus the environment by taking its trace over the environmental degrees of freedom,

$$\rho_R(t) = Tr_b \rho(t), \quad (1)$$

where Tr_b denotes trace over the degrees of freedom of the environment. In the following, the index R is omitted whenever there is no possibility of confusion. Once the time evolution of the RDM of the system is known, the time evolution of the expectation value of any observable, \mathcal{O} , of the system can be obtained as:

$$\langle \mathcal{O} \rangle(t) = Tr[\rho_R(t)\mathcal{O}], \quad (2)$$

The time dependence of the RDM of the system can be obtained from the definition of the RDM in Eq. (1). Let

$$\mathcal{H} = \mathcal{H}_s + \mathcal{H}_r + \mathcal{H}_{int}, \quad (3)$$

where \mathcal{H}_s , \mathcal{H}_r are the system and reservoir Hamiltonians, respectively, and \mathcal{H}_{int} describes the interaction between them. We will assume, without loss of generality, that

$$\mathcal{H}_{int} = \sum_s Q_s F_s \quad (4)$$

where $Q_s(F_s)$ acts only on the system (reservoir) degrees of freedom. The time evolution of the components of the RDM is given by

$$\rho_{\alpha\beta}(t) = \rho_{\alpha\beta}(0)e^{-i\omega_{\alpha\beta}t} + \sum_{\alpha'\beta'} R_{\alpha\alpha';\beta\beta'}(t)\rho_{\alpha'\beta'}(0)e^{-i\omega_{\alpha\beta}t}, \quad (5)$$

where $\hbar\omega_{\alpha\beta} = \epsilon_\alpha - \epsilon_\beta$ and the tensor $R_{\alpha\alpha';\beta\beta'}(t)$ is defined as

$$R_{\alpha\alpha';\beta\beta'}(t) = \sum_{ij} P(E_j) \langle \alpha i | \mathcal{S}(t) | \alpha' j \rangle \langle \beta' j | \mathcal{S}^\dagger(t) | \beta i \rangle - \delta_{\alpha\alpha'} \delta_{\beta\beta'}, \quad (6)$$

where the scattering matrix, $\mathcal{S}(t)$, is defined as

$$\begin{aligned} \mathcal{S}(t) &= e^{\frac{i}{\hbar}\mathcal{H}_0 t} e^{-\frac{i}{\hbar}\mathcal{H} t} \\ &= 1 - \frac{i}{\hbar} \int_0^t dt' \mathcal{H}_{int}(t') + \left(-\frac{i}{\hbar}\right)^2 \int_0^t dt_1 \int_0^{t_1} dt_2 \mathcal{H}_{int}(t_1) \mathcal{H}_{int}(t_2) + \dots \end{aligned} \quad (7)$$

Here, \mathcal{H}_0 is defined to be $\mathcal{H}_0 = \mathcal{H}_r + \mathcal{H}_s$. Also $\mathcal{H}_{int}(t) = e^{\frac{i}{\hbar}\mathcal{H}_0 t} \mathcal{H}_{int} e^{-\frac{i}{\hbar}\mathcal{H}_0 t}$, and $|\gamma j\rangle = |\gamma\rangle \otimes |j\rangle$ with,

$$\begin{aligned} \mathcal{H}_s |\gamma\rangle &= \epsilon_\gamma |\gamma\rangle \\ \mathcal{H}_r |j\rangle &= E_j |j\rangle. \end{aligned} \quad (8)$$

In the following Greek (Latin) letters will denote the system (reservoir) degrees of freedom. In deriving this result it is assumed that the reservoir is always in equilibrium so that the density matrix of the whole system can be factorized as

$$\langle \gamma j | \rho(t) | \delta k \rangle = \delta_{jk} \rho_{R\gamma\delta} P(E_j) \quad (9)$$

where the diagonal density matrix elements of the reservoir are defined as

$$P(E_j) = \frac{e^{-\beta E_j}}{Z}, \quad (10)$$

where $Z = \sum_j e^{-\beta E_j}$.

Until this point, the only assumption made is that the density matrix of the whole system is factorizable which resulted in a linear equation for the components of the RDM. The applicability of this approximation should be studied carefully. This assumption is valid only if there exists a weak coupling between the system and the reservoir so that the tensor product states $|\alpha j\rangle$ can be considered to be nearly the eigenstates of the whole system. If there is strong coupling between the system and the reservoir, or if the “reservoir” is a finite one, the density matrix of the whole system in general cannot be factorized and one has to do without this simplifying approximation. This approximation should be valid for our study of phononic energy decay from an adsorbate coupled anharmonically to a large substrate.

Now, the main task is to find a suitable approximation for the tensor $R_{\alpha\alpha';\beta\beta'}(t)$. Once it is known, the time evolution of the RDM can be calculated. Unfortunately, the expression obtained by straightforward application of the second order expansion of the \mathcal{S} matrix yields a result which is valid only if the time, t , is sufficiently short. To overcome this difficulty we used an iterative scheme in which we calculated the initial RDM and then evolved it one step in time; taking the evolved RDM as the initial RDM, we evolved it one step further. At each step, we evolved for a short enough time. Since energy is not conserved for finite times, one has to impose energy conservation by hand. For this reason, the matrix elements of \mathcal{H}_{int} coupling states of different energies are neglected. The calculations are similar to the ones done in scattering theory with the result

$$\rho_{\alpha\beta}(t + \Delta t) = \rho_{\alpha\beta}(t)e^{-i\omega_{\alpha\beta}\Delta t} + \sum_{\alpha'\beta'} R_{\alpha\alpha';\beta\beta'}(\Delta t)\rho_{\alpha'\beta'}(t)e^{-i\omega_{\alpha\beta}\Delta t}, \quad (11)$$

$$\begin{aligned} R_{\alpha\alpha';\beta\beta'}(\Delta t) = & \frac{\Delta t}{\hbar^2}\delta_{\alpha-\alpha',\beta-\beta'} \left(\sum_{ss'} Q_s^{\alpha\alpha'} Q_{s'}^{\beta'\beta} j_{ss'}(\omega_{\alpha\alpha'}) - \right. \\ & - \frac{1}{2}\delta_{\alpha\alpha'} \sum_{ss'} \sum_{\gamma} Q_s^{\beta\gamma} Q_{s'}^{\gamma\beta} j_{ss'}(\omega_{\gamma\beta}) - \\ & \left. - \frac{1}{2}\delta_{\alpha\alpha'} \sum_{ss'} \sum_{\gamma} Q_s^{\alpha\gamma} Q_{s'}^{\gamma\alpha} j_{ss'}(\omega_{\gamma\alpha}) \right), \quad (12) \end{aligned}$$

$$j_{ss'}(\omega) = \Delta t \sum_{kj}^{\prime} P(E_j) F_s^{kj} F_{s'}^{jk}, \quad (13)$$

where the prime on the summation in Eq. (13) indicates that the sum should be carried out over states for which $\hbar\omega = E_{jk}$.

III. THE MODEL HAMILTONIAN

Consider an object adsorbed on a surface. Let M be the mass of a reservoir atom and m be the mass of the adsorbed object. Assume that the small adsorbate is bonded to a single atom of the sample and the interaction between the sample atom and the adsorbed atom is described by the Morse potential,

$$U(u - v) = E_0 \left\{ e^{-2\alpha(u-v)} - 2e^{-\alpha(u-v)} \right\}, \quad (14)$$

where u and v are the vertical displacements of the adsorbed atom and the sample atom, respectively. E_0 is the binding energy of the adsorbed atom and α can be related to the vibrational frequency, Ω , of the adsorbed atom through

$$\alpha = \left(\frac{m\Omega^2}{2E_0} \right)^{\frac{1}{2}}. \quad (15)$$

Expanding the potential and retaining the lowest order terms, we get

$$\mathcal{H}_{int} = Auv + Buv^2 \quad (16)$$

where

$$A = -2E_0\alpha^2 \quad (17)$$

$$B = -3E_0\alpha^3. \quad (18)$$

For $\Omega > \omega_0$, the uv -term makes no contribution to dissipation since it does not conserve energy, and we only have the uv^2 -term. For the other case, $\Omega < \omega_0$, the contribution to the decay rate from the uv term is generally much larger than from the uv^2 term. The decay of the vibrational excitation of the adsorbate to the substrate for the case where $\Omega < \omega_0$ using only harmonic coupling has been studied by exact diagonalization of the Hamiltonian²⁷. The calculated value for the decay rate in Ref. [27] is two orders greater than the value we have calculated in Sec. IV, where we used only the uv^2 term. In this article, we consider only effects of the uv^2 term. We thus focus on energy dissipation for high-frequency adsorbates, where $\Omega > \omega_0$. Then the full phononic Hamiltonian of the system we study becomes

$$\mathcal{H} = \hbar\Omega b^\dagger b + \sum_{\mathbf{k}\sigma} \hbar\omega_{\mathbf{k}\sigma} b_{\mathbf{k}\sigma}^\dagger b_{\mathbf{k}\sigma} + Buv^2, \quad (19)$$

where $\omega_{\mathbf{k}\sigma}$ are the frequencies of the sample phonons with wave vector \mathbf{k} and polarization vector \mathbf{e}_σ , and b and $b_{\mathbf{k}\sigma}$ are the annihilation operators for the phonons at the adsorbed atom and the phonons in the sample, respectively.

IV. NUMERICAL ANALYSIS AND DISCUSSION

In order to construct the initial density matrix, consider the following situation: Assume that two samples, Sample I and Sample II, are moving on top of one another with an adsorbed layer on the bottom one, and there is no direct interaction between the samples, as illustrated in Fig. 1. Consider the case when the coverage of the adsorbed layer is so low that the interactions between the adsorbates can be neglected, in which case one can treat each adsorbate independently. During the motion of Sample II, the atom adsorbed on Sample I will be pushed and released. If there is a step dislocation on the bottom surface of Sample II, the atom will be adiabatically pushed down, due to the wedge shape of the surface, displacing it from its equilibrium position and storing energy in it. Then it is suddenly released. After its release there is no interaction of the adsorbed atom with Sample II. This stick-slip model is relevant for energy dissipation through phonons in dry sliding friction or lubrication, as well as for the vibrations of the adsorbed species. The character of the contribution of such a mechanism to friction between the bodies would depend on the rate of relaxation of this non-equilibrium situation.

Initially, the density matrix of the system plus reservoir is the equilibrium density matrix

$$\rho = \sum_{\alpha j} \frac{e^{-\beta(\epsilon_\alpha + E_j)}}{Z} |\alpha j\rangle \langle \alpha j|, \quad (20)$$

where $Z = \sum_{\alpha j} e^{-\beta(\epsilon_\alpha + E_j)}$, α denotes the number of phonons of the adsorbate and j is a multiple index describing the number of phonons in each mode, $\mathbf{k}\sigma$, of the sample.

Adiabatically displacing the atom would not cause the atom to go out of equilibrium. The density matrix will still be diagonal with the same diagonal elements but in the displaced basis

$$\rho = \sum_{\alpha j} \frac{e^{-\beta(\epsilon_\alpha + E_j)}}{Z} |\alpha' j\rangle \langle \alpha' j| \quad (21)$$

with the same Z . The displaced harmonic oscillator states, $|\alpha'\rangle$, are defined as

$$|\alpha'\rangle = e^{\frac{i}{\hbar} s \hat{p}} |\alpha\rangle = \sum_{\beta} c_{\alpha'\beta} |\beta\rangle, \quad (22)$$

where s is the displacement of the oscillator and \hat{p} is the momentum operator of the adsorbate. When the adsorbate is suddenly released, the density matrix does not change, but now, in the absence of the external force due to Sample II, the density matrix is no longer

diagonal in the energy eigenstates, and the adsorbate is out of equilibrium. Denoting the RDM of the system right after it is released by $\rho(0^+)$, we have

$$\begin{aligned}\rho(0^+) &= Tr_b \sum_{\alpha j} \frac{e^{-\beta(\epsilon_\alpha + E_j)}}{Z} |\alpha' j\rangle \langle \alpha' j| \\ &= \sum_{\beta \gamma} \rho_{\beta \gamma}(0) |\beta\rangle \langle \gamma|\end{aligned}\quad (23)$$

where $\rho_{\beta \gamma}(0) = Z^{-1} \sum_{\alpha} c_{\alpha' \beta} c_{\alpha' \gamma}^* e^{-\beta \epsilon_\alpha}$.

Following Ref. [25], we take

$$u = \left(\frac{\hbar}{2m\Omega} \right)^{\frac{1}{2}} (b + b^\dagger), \quad (24)$$

$$v = \sum_{\mathbf{k}\sigma} \left(\frac{\hbar}{2m\omega_{\mathbf{k}\sigma} N} \right)^{\frac{1}{2}} (b_{\mathbf{k}\sigma} + b_{\mathbf{k}\sigma}^\dagger) \hat{\mathbf{z}} \cdot \mathbf{e}_{\mathbf{k}\sigma}. \quad (25)$$

where N is the number of the Sample I atoms and $\mathbf{e}_{\mathbf{k}\sigma}$ is the polarization vector of mode $\mathbf{k}\sigma$. As is pointed out in Ref. [25], this expression for v does not account for the surface which might reflect bulk phonons, and also does not take into account any surface phonons. With these definitions and choosing

$$F_1 = v^2, \quad (26)$$

$$Q_1 = Bu, \quad (27)$$

we obtain

$$\begin{aligned}j_{11}(\omega) = j(\omega) &= \theta(\omega) \left[\left(\frac{\hbar}{2M} \right)^2 \int d\omega' g(\omega') g(\omega' - \omega) 4 \frac{(n_B(\omega') + 1) n_B(\omega' - \omega)}{\omega'(\omega' - \omega)} + \right. \\ &+ \left. \left(\frac{\hbar}{2M} \right)^2 \int d\omega' g(\omega') g(\omega - \omega') \frac{n_B(\omega') n_B(\omega - \omega')}{\omega'(\omega - \omega')} \right] + \\ &+ \theta(-\omega) \left[\left(\frac{\hbar}{2M} \right)^2 \int d\omega' g(\omega') g(\omega' - \omega) 4 \frac{(n_B(\omega') + 1) n_B(\omega' - \omega)}{\omega'(\omega' - \omega)} + \right. \\ &+ \left. \left(\frac{\hbar}{2M} \right)^2 \int d\omega' g(\omega') g(\omega - \omega') \frac{n_B(\omega') n_B(\omega - \omega')}{\omega'(\omega - \omega')} \right], \quad (28)\end{aligned}$$

where the integration region in each integration is where the density of states is nonzero and ω is positive. In this result we have assumed the thermodynamic limit and neglected $\mathcal{O}(\frac{1}{N})$ terms. In this study, $g(\omega)$ is represented by the Debye density of states

$$g(\omega) = \frac{3\omega^2}{\omega_D^3} \theta\left(1 - \frac{\omega}{\omega_D}\right) \quad (29)$$

where ω_D is the Debye frequency, which is ω_0 , the maximum frequency of the substrate. In order to obtain Eq. (28) from Eq. (13), the summations over states are converted to integrations over energies and the integration region is chosen so that only a small energy violation, $\Delta\omega$, is allowed, which is assumed to satisfy $\Delta\omega\Delta t = 1$ from the energy-time uncertainty relation. If one compares Eq. (28) with similar results found in the literature (eg. Ref. [22]), there is an extra factor of π which arises because of the assumption that Δt is large enough so that one can take the limit $t \rightarrow \infty$ in certain integrals. This factor is not related to the formalism but is just related to the evaluation of Eq. (13).

The final result can be compared with the results in Ref. [25]. In Ref. [25] it is assumed from the beginning that only the diagonal element of the density matrix corresponding to the first excited state, ρ_{11} , is non-zero. In this case, the contribution of the other elements of the density matrix can be neglected in the evolution of ρ_{11} , and we obtain

$$\rho_{11}(t + \Delta t) = \rho_{11}(t) + R_{11;11}(\Delta t)\rho_{11}, \quad (30)$$

which yields a decay rate $-\frac{R_{11;11}}{\Delta t}$, which is nothing but the result derived in Ref. [25] using the Golden Rule (other than an overall factor of π , as discussed earlier). This feature is quite general in the sense that as long as just the first few elements of the density matrix are important, and for sufficiently low temperatures, the results obtained using this formalism and those obtained by the Golden Rule are almost identical.

For the numerical data, we have used the following values: $\hbar\omega_D = 37.6$ meV; $M = 28$ amu; $m = 28$ amu; $\hbar\Omega_0 = 46$ meV; $E_0 = 1.8$ eV; $F = 10^{-10}$ N and $T = 300$ K. Here F is the maximum vertical force applied to the adsorbed atom and is related to the vertical displacement, s , through

$$s = \frac{F}{m\Omega^2}. \quad (31)$$

We vary the adsorbate frequency Ω from $0.2\Omega_0$ up to $1.52\Omega_0$, and take the iteration step to be $\Delta t = \Omega^{-1}$.

In Fig. 2, we have plotted the decay profiles, $\frac{E(t)}{E(0)}$, i.e., the time-dependent energy in the adsorbate mode over its initial energy, for various values of the adsorbate frequency, Ω . In each case the range of the time axis corresponds to 300 iterations, each iteration corresponding to a time of Ω^{-1} . The exponential character of the decay is clear. For the numerical calculations, we used only a finite, 16×16 , part of the infinite density matrix. This caused the matrix elements at the edges to evolve incorrectly. However, as long as

they are negligible compared to the matrix elements corresponding to the first few excited states, this does not affect the general profile of the time dependence of the energy, which is mainly determined by the evolution of the first few diagonal elements of the density matrix. In most cases after 300 iterations the matrix elements at the edge become nonnegligible. In all cases, we found that the excess energy can be fit almost perfectly to the expression

$$\Delta E(t) = \Delta E(0)e^{-\frac{t}{\tau}}, \quad (32)$$

where $\Delta E(t) = E(t) - E(\infty)$. Here, τ is the decay time constant (or the relaxation time).

In Fig. 3, the dependence of the decay time, τ , on the adsorbate frequency, Ω , is shown. In the graph, the frequencies are given in units of Ω_0 , the representative value of the CO-Cu frequency given above. We note that our calculations only include cubic anharmonic coupling of the adsorbate to the substrate. This is reasonable when $\Omega > \omega_D$. When the adsorbate frequency is smaller than the Debye frequency, indicated in the figure, the plotted τ will be too large, since we have neglected linear coupling terms, which are important when $\Omega < \omega_D$. We nevertheless include the regime where $\Omega < \omega_D$ to show how the cubic anharmonic contribution to τ varies in this regime, though the focus of this study is where the adsorbate frequency lies outside the band of substrate frequencies.

We see that both for large Ω and small Ω , τ diverges. In the large Ω limit, the reason is due to the phase space factors; the two phonons created or absorbed have to be in a band of width $2\omega_D - \Omega$ which goes to zero as $\Omega \rightarrow 2\omega_D$. For $\Omega > 2\omega_D$, the adsorbed atom cannot decay through the emission of two phonons and one has to consider three or more phonon processes. In the small Ω limit, the coupling constant B becomes very small and the system behaves almost as if it is isolated, and cannot decay. In Fig. 3, one also sees that in the region $\Omega \simeq \omega_D$ there is an interesting variation in τ . For $\Omega < \omega_D$ there is a contribution to the decay process whereby the adsorbate absorbs a low energy phonon from the sample which unites with an adsorbate phonon to emit a high energy phonon into the sample. This process is absent when $\Omega > \omega_D$, which causes τ to rise when Ω exceeds ω_D . We note that this rise, followed by a drop in τ with larger Ω , is not affected by the neglect of linear coupling terms since this interesting nonmonotonic variation of τ with Ω occurs where the adsorbate frequency is higher than the band of substrate frequencies.

V. CONCLUDING REMARKS

In this work, we developed a formalism based on the reduced density matrix to study the dissipation of excess energy of an adsorbate into a substrate in the framework of a stick-slip model for dry friction. Our focus was on adsorbate frequencies that lie outside the band of substrate frequencies. In this case, anharmonic coupling between the adsorbate and the substrate controls the rate of energy dissipation, and we introduced cubic terms explicitly in our calculations. This work presents an extension and generalization of earlier work in which a Golden Rule formula was used to calculate the rate of energy dissipation from an adsorbate following the slip step.¹³ In that work, the adsorbate was linearly coupled to the substrate, and anharmonic terms were not considered. In this article, we found that excess energy decays essentially exponentially from the adsorbate into the substrate, using the reduced density matrix formalism with anharmonic coupling and a range of parameters that include those for CO adsorbed on a Cu substrate at room temperature. Previously, we assumed exponential decay in adopting the Golden Rule. Here, we have developed a more general formalism that yields exponential decay for the systems we have investigated at room temperature.

Our work provides an atomic scale theory explaining how and how fast energy dissipates in a stick-slip model for friction when adsorbates are both small and sparsely distributed. When the adsorbate is small, the adsorbate frequency may lie outside the band of substrate frequencies, and the anharmonic terms that we explicitly take into account here will lead to energy dissipation. Because the adsorbates are distributed sparsely over the substrate, we can neglect the interactions among adsorbates in addressing the energy dissipation from each one. The model we have presented fits very well to friction force microscopy. Our work complements a number of important recent studies that address energy dissipation by phonons through films of lubricants^{8,9,11} and through the collective motion of asperities,⁶ systems where the interactions of the physisorbed or chemisorbed adsorbates give rise to collective excitations involved in friction. The theory we have presented provides a clear picture of phononic energy dissipation through a nanoparticle, and allows quantitative analysis on this scale.

- ¹ For further references see: *Physics of Sliding Friction*, Vol. **311**, Nato ASI Series E. Eds. B. N. J. Persson and E. Tosatti (Kluwer, Dordrecht, 1996); *Micro/Nanotribology and its Applications*, Vol. **330**, Nato ASI Series: Applied Sciences. Ed. B. Bhushan (Kluwer, Dordrecht, 1997); G. Hähner and N. Spencer, *Phys. Today*, Sept. 1998, pg. 22; S. Granick, *Phys. Today*, July 1999, pg. 26.
- ² C. M. Mate, G. M. McClelland, R. Erlandson, S. Chang, *Phys. Rev. Lett.* **59**, 1942 (1987).
- ³ B. Bhushan, J. N. Israelachivili and U. Landman, *Nature*, **347**, 607 (1995).
- ⁴ A. P. Sutton and J. B. Pethica, *J. Phys: Condens. Matter* **2**, 5317 (1990); J. A. Nieminen, A. P. Sutton and J. B. Pethica, *Acta. Metal. Mater.* **40**, 2503 (1992).
- ⁵ M. R. Sorensen, K. W. Jacobsen, and P. Stoltze, *Phys. Rev. B* **53**, 2101 (1996); M. R. Sorensen, K. W. Jacobsen and H. Jonsson, *Phys. Rev. Lett.* **77**, 5067 (1996).
- ⁶ F. Slanina, *Phys. Rev. E* **59**, 3947 (1999).
- ⁷ V. Zaloj, M. Urbakh and J. Klafter, *Phys. Rev. Lett.* **82**, 4823 (1999).
- ⁸ M. Cieplak, E. D. Smith and M. O. Robins, *Science* **265**, 1209 (1994); E. D. Smith, M. O. Robins and M. Cieplak, *Phys. Rev. B* **54**, 8252 (1996).
- ⁹ J. B. Sokoloff, *Phys. Rev. B* **42**, 760 (1990); **42**, 6745(E) (1990); **51**, 15573 (1995);
- ¹⁰ J. B. Sokoloff, *Phys. Rev. Lett.* **71**, 3450 (1993).
- ¹¹ M. S. Tomassone, J. B. Sokoloff, A. Widom and J. Krim, *Phys. Rev. Lett.* **79**, 4798 (1997).
- ¹² A. Buldum and S. Ciraci, *Phys. Rev. B* **55**, 2606 (1997); *Phys. Rev. B* **55**, 12892 (1997); A. Buldum, S. Ciraci and I. P. Batra, *Phys. Rev. B* **57**, 2468 (1998); *Phys. Rev. B* **60**, 1982 (1999).
- ¹³ A. Buldum, D. M. Leitner and S. Ciraci, *Phys. Rev. B* **59**, 16042 (1999).
- ¹⁴ C.G. Grandqvist, in *Springer Proceedings in Physics Vol 62 Surface Science: Lectures on Basic Concepts and Applications*, edited by: F.A. Ponce and M. Cardona (Springer-Verlag Berlin 1991).
- ¹⁵ R. Schlögl, in *Surface Science: Principles and Current Applications*, edited by R.J. MacDonald, E.C. Taglauer and K.R. Wandelt (Springer-Verlag Berlin 1996).
- ¹⁶ R. Kaneko, *Tribol. Int.* **28**, 33 (1995).
- ¹⁷ J.A. Leiro and M. Persson, *Surface Science* **207**, 473 (1989).
- ¹⁸ B.N.J. Persson, *Chem. Phys. Lett.* **139**, 457 (1987).
- ¹⁹ B.N.J. Persson and R. Ryberg, *Phys. Rev. Lett.* **54**, 2119 (1985).
- ²⁰ F.M. Hoffmann and B.N.J. Persson, *Phys. Rev. B* **34** 4354 (1986).
- ²¹ B.N.J. Persson and R. Ryberg, *Phys. Rev. Lett.* **48**, 549 (1982).
- ²² A.G. Redfield, *Adv. Magn. Reson.* **1**, 1 (1965); R. K. Wangsness and F. Bloch, *Phys. Rev.* **89**, 728 (1953); F. Bloch, *Phys. Rev.* **102**, 104 (1956).
- ²³ F.E. Figueirido and M.R. Levy, *J. Chem. Phys* **97**, 704 (1992); W.T. Pollard and R.A. Friesner, *J. Chem. Phys* **100** 5054 (1994); Y.-C. Sun, H. Gai and G. A. Voth, *Chem. Phys.* **200**, 357 (1995).
- ²⁴ Karl Blum, *Density Matrix Theory and Applications*, 2nd ed. (Plenum Press, NY, 1996).
- ²⁵ B.N.J. Persson, *J. Chem. Phys. C* **17**, 4741 (1984).
- ²⁶ R. Ryberg, *Phys. Rev. B* **40**, 5849 (1989).
- ²⁷ M.R. da Costa, A.O. Caldeira, S.M. Dutra and H. Westfahl, Jr. (preprint quant-ph/9903022).

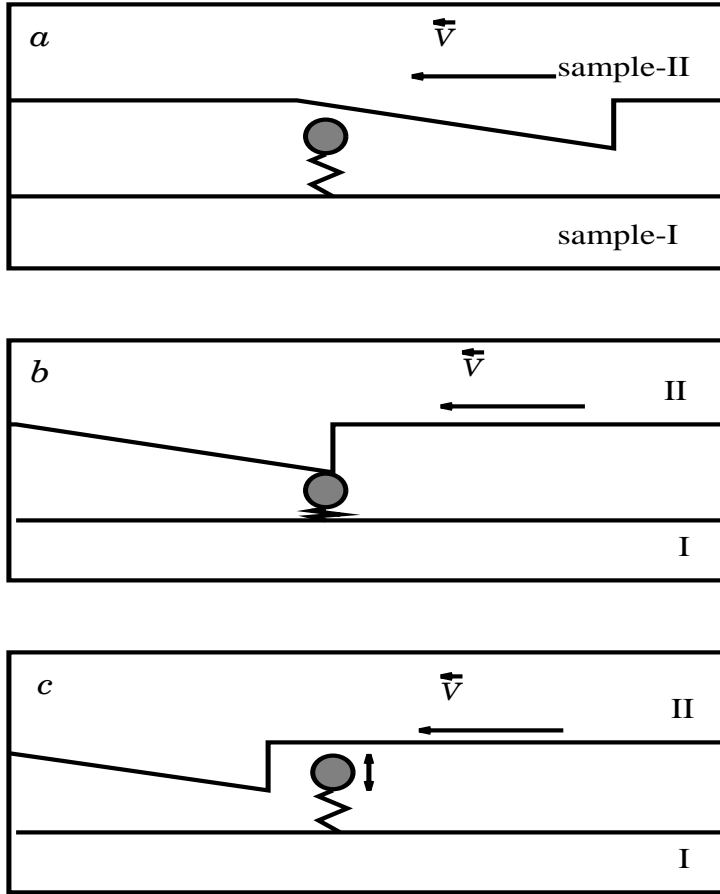


FIG. 1. An adsorbate between the surfaces of two samples, one of which moves with a velocity \vec{v} . (a) There is no interaction between Sample II and the rest of the system. (b) The adsorbate is squeezed, absorbing some of the translational energy of Sample II. (c) The adsorbate is suddenly released causing it to oscillate and the interaction between Sample II and the rest of the system can again be neglected.

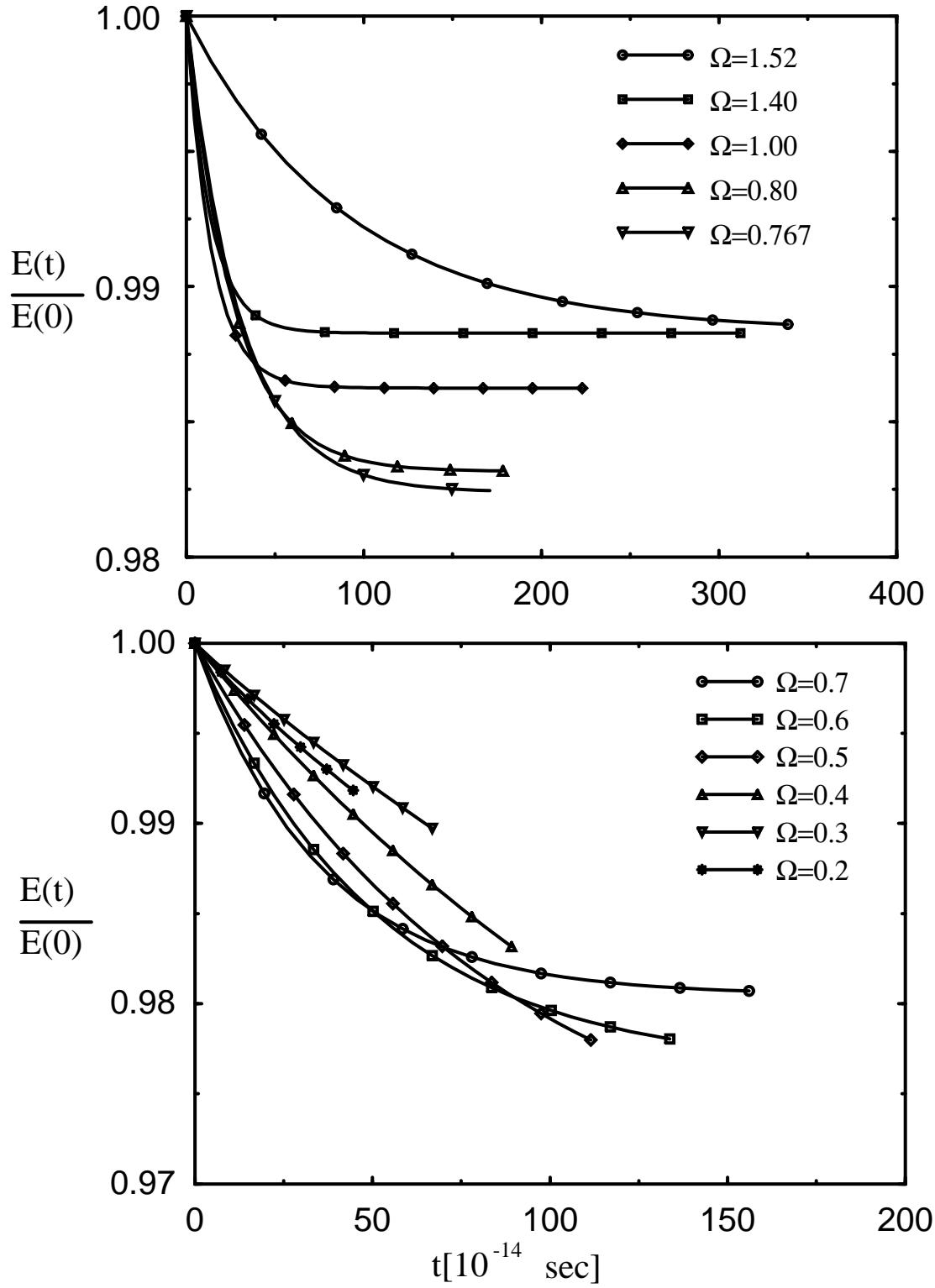


FIG. 2. Calculated decay profiles, $\frac{E(t)}{E(0)}$, for the energy of the vibrating atom for various Ω 's.

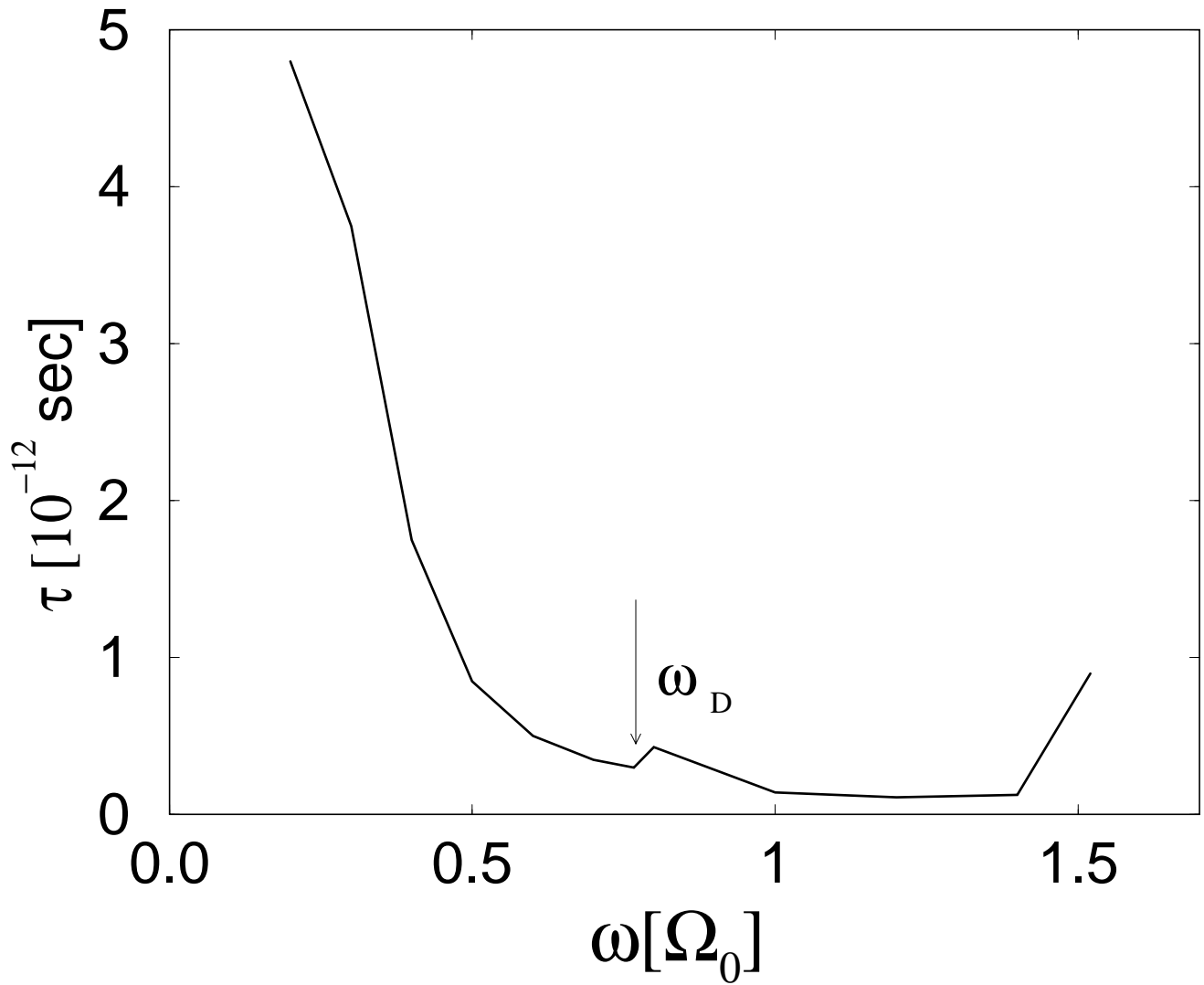


FIG. 3. Dependence of the relaxation time, τ , on the vibrational frequency, Ω , of the adsorbate.