

Origin of Superconductivity in 2D-Organic Compounds and High- T_c Cuprates

Hisashi KONDO and Tôru MORIYA

Department of Physics, Faculty of Science and Technology, Science University of Tokyo, Noda 278-8510

(Received October 2, 2018)

A phase diagram is drawn in a parameter space of the nearly half-filled single band two-dimensional Hubbard model with U/t , t'/t and n as the parameters, U , t , t' and n being the on-site interaction, the nearest and second nearest neighbor transfer matrices and the number of electrons per site, respectively. The parameter space is chosen so as to include the models for the high- T_c cuprates as well as 2D-organic superconductors. The superconducting and antiferromagnetic instability surfaces are drawn from the results of calculations by using the spin fluctuation theory within the fluctuation exchange approximation. The metal-insulator transition surface is also indicated in the diagram. From this phase diagram we discuss the possibility of the spin fluctuation mechanism being the common origin of the superconductivity in the high- T_c cuprates and 2D-organic compounds.

KEYWORDS: superconductivity, high- T_c cuprates, organic compounds, spin fluctuations, Hubbard model, pseudo-spin gap

The origin of superconductivity in strongly correlated electron systems has been the central subject of current interest in condensed matter physics. It is widely believed that the spin fluctuation mechanism is responsible for the superconductivity in the heavy electron systems. On the other hand, the mechanism for the high- T_c cuprates is still under controversy. Although the magnetic origin seems to be widely accepted, a long-standing controversy still persists between the spin fluctuation (SF) mechanism^{1,2,3} and the resonating valence bond (RVB) mechanism based on the t - J model.^{4,5,7,6}

Recently, the superconductivity in two-dimensional (2D) organic conductors: κ -(ET)₂X [ET = BEDT-TTF, X = Cu{N(CN)₂}X', X' = Cl, Br, ...] has been successfully investigated in terms of the spin fluctuation theory.^{8,9,10,11,12,13} The conducting electrons in these systems are believed to be well described in terms of a half-filled 2D-single band Hubbard model consisting of antibonding dimer orbitals. Thus the spin fluctuation mechanism seems to be the only available mechanism which explains the anisotropic superconductivity in these substances;^{14,15,16} the t - J model as applied to a half-filled band leads to nothing but an insulating state.

As for the cuprates, investigations in this decade have indicated that the essential physics is well described in terms of the 2D-single band Hubbard model with the transfer matrices up to the second or third nearest neighbors in the CuO₂ plane. The more realistic d - p model consisting of Cu- $d(x^2 - y^2)$ and O- $p\sigma$ orbitals is considered to lead to essentially the same results as the Hubbard model, or to be reduced, after proper renormalizations of high frequency components, to an effective single band Hubbard model.¹⁷ It should be noted that

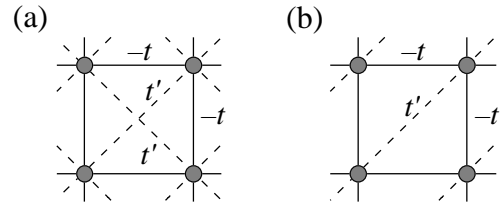


Fig. 1. Transfer matrices in the 2D-Hubbard model (a) for cuprates and (b) for κ -(ET)₂X, 2D-organic superconductors.

the t - J model is derived from these models as the lowest order expansion from the strong coupling limit. Since the above-mentioned organic compounds are also well described in terms of the Hubbard model, we expect that these two classes of substances can be put in the same phase diagram by a proper choice of the parameter space for the 2D-Hubbard model.

Let us consider a square lattice for both cuprates and organic compounds. The nearest neighbor transfer matrix is given by $-t$ ($t > 0$). The second nearest neighbor transfer matrix t' for cuprates as shown in Fig. 1(a) takes various values; the commonly used values are $(t'/t) \approx 0.2$ for La_{1-x}Sr_xCuO₄ and ≈ 0.5 for YBa₂Cu₃O_{6+x}. For brevity we neglect here the transfer matrices beyond the second neighbors. For κ -(ET)₂X the simplest and good model is to take only two out of the four second neighbor transfers t' , as shown in Fig. 1(b). The estimated value for this transfer matrix is $(t'/t) \approx -0.8$. The occupation number n of electrons per site is 1, or the band is half-filled, for κ -(ET)₂X and < 1 for hole-doped cuprates, best studied high- T_c substances. So it seems illuminating to draw a phase diagram in a three dimensional pa-

parameter space with n and t'/t for the horizontal axes and U/t for the vertical axis, taking the transfer matrices in Figs. 1(a) and 1(b) for $t'/t > 0$ and $t'/t < 0$, respectively. For this purpose we must calculate the phase diagrams in various two-dimensional planes, U/t against n for various fixed values of t'/t , and/or U/t against t'/t for various fixed values of n .

For this purpose, the information available on the ground state of the Hubbard model is extremely limited. Let us discuss the phase diagram calculated on the basis of the self-consistent theory of coupled modes of spin fluctuations as applied to magnetism and spin fluctuation-induced superconductivity. In practice, we use the simplest practicable one, i.e., the so-called fluctuation exchange (FLEX) approximation.^{18,19,20,21,22,23,24} This approximation with no vertex correction has been successfully applied to the cuprates and the 2D-organic superconductors and recent studies on the vertex corrections reveal that they do not seriously affect the FLEX results.^{21,25,26} Since the numerical work of this type of theory is usually carried out at finite temperatures, we need to extrapolate the results to zero temperature.

In our previous study of κ -(ET)₂X we showed such a phase diagram for U/t against the negative axis of t'/t for $n = 1$; the phase boundary between the paramagnetic metallic (PM) and superconducting (SC) phases was obtained by extrapolating T_c against U/t curves to $T_c = 0$ for various values of t'/t with the use of the Padé approximants.⁹ A similar extrapolation of the T_c against n curve to $T_c = 0$ for various values of U/t leads to the PM-SC phase boundary in the U/t against n plane for a given value of t'/t . The antiferromagnetic (AF) instability line or the PM-AFM (AF metal) phase boundary was obtained by extrapolating the inversed staggered susceptibility $1/\chi_Q$ to $T = 0$ and picking up the parameter values giving $1/\chi_Q(T = 0) = 0$.

In order to construct a three-dimensional phase diagram as discussed above we must extend this type of calculation to include the models with various values of t'/t and n . The phase diagram for $t'/t > 0$ is smoothly connected with that for $t'/t < 0$, with only half the second neighbor transfers, through the $t'/t = 0$ plane. The former includes the cuprates and the latter includes κ -(ET)₂X. We have calculated several phase diagrams as shown in Fig. 2, enabling the construction of a three-dimensional phase diagram, as sketched in Fig. 3. In Figs. 2 and 3 we adopt $10 > U/t > 0$ for the range of parameter values which is expected to cover both the cuprates and κ -(ET)₂X.

Although this sketch is by no means accurate, the essential features of the phase diagram are considered to be reproduced correctly. The PM-SC phase boundary surface is a real one and should actually be observed. On the other hand, the antiferromagnetic instability surface, separating the PM and AFM phases is realistic when it is outside the PM-SC boundary surface, as is seen in the lower part of Fig. 3, but unrealistic when it is inside it, as is seen in the upper part of Fig. 3. In the latter case the

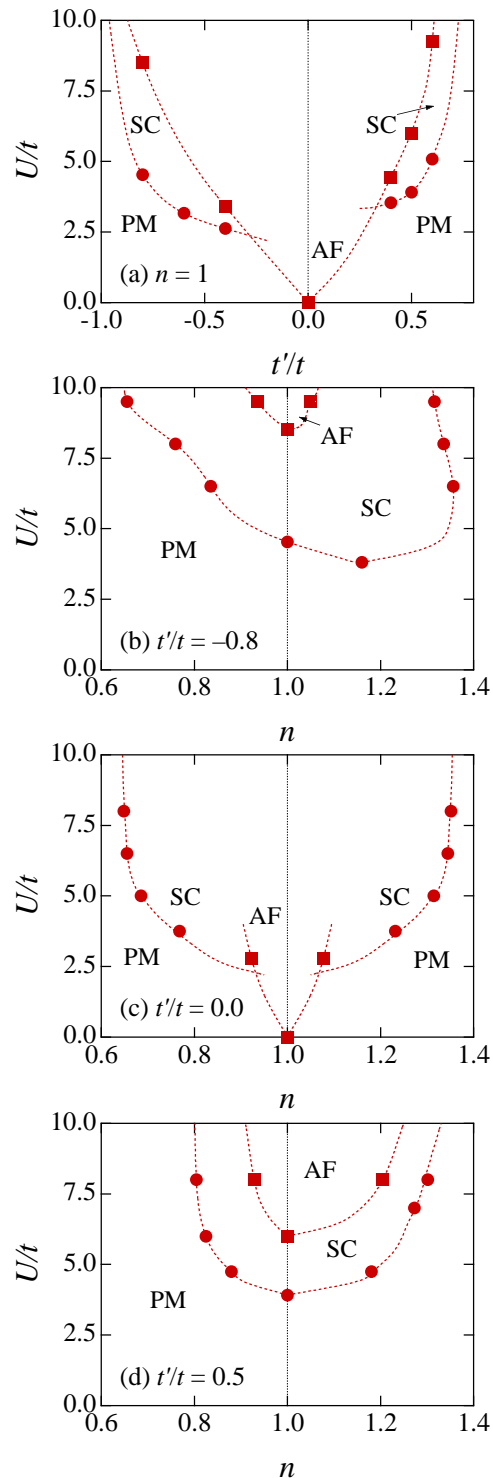


Fig. 2. Superconducting and antiferromagnetic instability lines in (a) U/t against t'/t plane for $n = 1$ and in (b), (c) and (d) U/t against n plane for $t'/t = -0.8, 0$ and 0.5 .

SC phase should extend beyond the PM-AFM boundary, since the SC phase is more stable than the AFM phase around this boundary. Thus we should find an SC-AF boundary surface, probably of first order transition. This surface, which is still to be calculated by comparing the

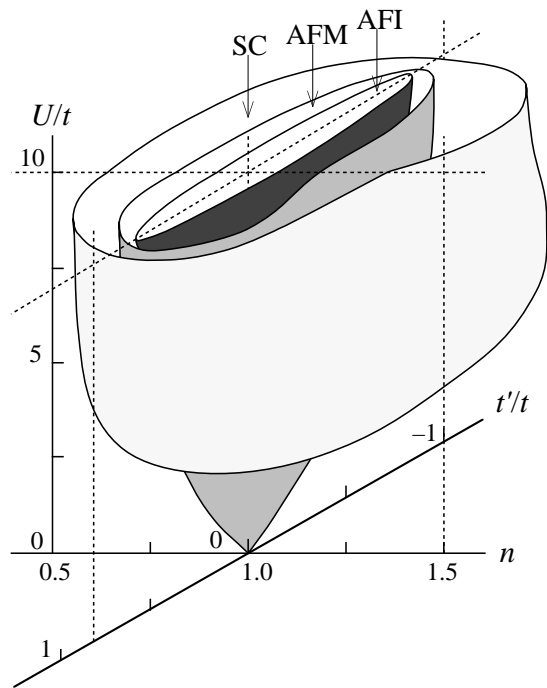


Fig. 3. Phase diagram in a three-dimensional $(U/t)-(t'/t)-n$ space. Antiferromagnetic metal to insulator transition surface which should depend on the impurity potential is sketched here to give a general idea of its location. Phase boundary surfaces are cut at the plane of $U/t = 10$.

energies of the two phases, is not shown in Fig. 3. The possibility of SC-AF coexistence is left for future investigations. The antiferromagnetic insulator (AFI) phase exist in the $n = 1$ plane above an AFM-AFI boundary line located usually above the PM-AFM boundary line. In reality, the AFI phase extends into the $n \neq 1$ region owing to the Anderson localization due to the unavoidable impurity potential. Considering this effect an AFM-AFI boundary surface is sketched arbitrarily in Fig. 3 as an aid to understanding the overall picture.

From this figure we find that there is a substantial volume of superconducting phase outside the surface of antiferromagnetic instability in a range of intermediate size of U/t or $U/W \sim 1$, $W \approx 8t$ being the bandwidth. As was mentioned previously, the superconducting phase for $n = 1$ (half-filled) can be understood only in terms of the spin fluctuation mechanism and this phase on both sides of the $t'/t = 0$ plane smoothly continues to the electron-doped ($n > 1$) and hole-doped ($n < 1$) phases. The κ -(ET) $_2X$ compounds as well as high- T_c cuprates find their positions within the one connected region of this phase diagram. This seems to indicate very strongly that these superconductors are consistently explained in terms of the spin fluctuation mechanism as was shown within the FLEX approximation.

We have seen that the SC phase extends into the AFM region. It is interesting to note that the pseudo-gap phenomena, both in the spin excitation spectrum and in the one electron spectral density, are observed in this regime

both in cuprates and in κ -(ET) $_2X$.^{14, 15, 16, 27)} Since these phenomena do not seem to be described by the FLEX approximation we must improve the theory in this regime. Leaving discussions on the possible origins of the pseudo-gap phenomena for later part of this article, we may conclude for the moment that the SC phase outside this pseudo-gap regime is due to the antiferromagnetic spin fluctuations and that this SC phase smoothly extends into the pseudo-gap regime.

Let us next consider to what extent the t - J model can cover this phase diagram. As mentioned previously, this model can never deal with the superconductivity for $n = 1$ as in κ -(ET) $_2$ compounds. It is also hard to deal with the SC phase outside the AFM regime of relatively small U/t , at least below the critical value $(U/t)_c$ giving rise to an AFI phase. This part of the SC phase is well described by the spin fluctuation theory. What is clear is that the t - J model has a possibility of covering only a limited range of relatively large U/t and small $\delta n = |n - 1|$ in the phase diagram.

The t - J model assumes an infinite value of U/t , strictly forbidding double occupancy of a site. Although a larger value of J corresponds to a smaller value of U/t , the complete exclusion of double occupancy makes it hard to judge if one can really approach a realistic intermediate range of values for U/t . As a matter of fact a typical value of J/t for the t - J model for the cuprates seems to be ~ 0.5 , corresponding to $U/t = 8$ in the Hubbard model of the intermediate coupling regime. According to the variational Monte Carlo calculations for the superconducting condensation energy of these models, the Hubbard model with $U/t \sim 8$, $t' = 0$, $n = 0.84$ gives a value consistent with experiments, while the corresponding t - J model with $J/t \sim 0.5$ gives a value more than twenty times larger than the observed value.²⁸⁾ This result seems to pose a serious problem for the t - J model which is an approximate form of the Hubbard model for large U/t and small $\delta n = |n - 1|$. It seems that the part of the parameter space covered by the t - J model does not extend sufficiently far to overlap the part studied here which is expected to contain the high- T_c cuprates as well as 2D-organic superconductors.

Now let us discuss the pseudo-spin gap phenomena occurring in the transition region between the antiferromagnetic insulator phase and the superconducting phase.²⁷⁾ Although there are several scenarios presented to explain these phenomena, none of them seems to be completely satisfactory. Recent observations of various pseudo-gap behaviors in κ -(ET) $_2X$, quite similar to those in underdoped cuprates^{14, 15, 16, 29, 30)} indicate strongly that the origin of the phenomena is common to both of these systems.

We stress here that the possible mechanism to explain the pseudo-gaps in κ -(ET) $_2X$ is naturally expected to cover those in cuprates, too. On the other hand, the t - J model mechanism or the spinon pairing mechanism for the pseudo-gaps cannot cover κ -(ET) $_2X$. Thus it seems wise not to pursue the t - J model scenario for the

pseudo-gaps before the range of validity of the model itself is clarified. In doing so we can avoid looking for two different mechanisms for the same phenomena.

The other proposed mechanisms include the spin density wave (SDW) fluctuations, the coexistence of charge and spin density wave (CDW and SDW) fluctuations and the influence of superconducting fluctuations or formation of preformed pairs above T_c . We note that these mechanisms for the pseudo-gaps, the validity of which is still to be examined, necessarily assume the spin fluctuation mechanism as the origin of the d-wave superconductivity.

As a consequence of the 2D-antiferromagnetic spin fluctuation theory we expect to have 2D-SDW fluctuations of very low frequencies beyond the AF instability point. This seems to give a natural explanation for the pseudo-gap in one-electron spectral density. A difficulty with this mechanism is that it is incapable of explaining magnetic excitation gaps or the temperature dependence of the nuclear spin-lattice relaxation rate. Insofar as we have an AFM or SDW ground state (when the SC phase is suppressed) this difficulty seems unavoidable. One solution may be to consider additional charge density wave (CDW) fluctuations which provide a magnetic excitation gap. Although this is an appealing possibility for both cuprates and organic compounds, it is not clear if the CDW fluctuations can be so universal as the pseudo-gap phenomena in these systems.

We may think of another possible way out of this difficulty. Unfortunately the AFM phase in a single band 2D-Hubbard model has not been well enough studied beyond the mean field and FLEX approximations. Even the stability of the metallic AF ground state in this case has not been proved either theoretically or experimentally. Possibly the necessarily small AF moment ($< 1/2$) is not sustained in this 2D-metallic phase with large quantum fluctuations, leading to a non-magnetic ground state with a pseudo SDW and magnetic excitation gaps. The pseudo-SDW gap formation would naturally suppress the superconducting gap, leading to an explanation for the doping concentration dependence of T_c in the underdoped regime. The key issue here is to explain the magnetic excitation gap, possibly by local singlet correlations or magnetic anisotropy. Although this is simply conjecture to be substantiated later, the influence of this possible mechanism on the spin fluctuation-induced superconductivity will not be large since high frequency components of the spin fluctuations mainly contribute to the superconductivity.^{31,32)}

Lastly, as a consequence of the above arguments we suggest that it seems unlikely that the t - J model explanation for the high- T_c superconductivity in cuprates and the spinon pairing mechanism for the spin pseudo-gap phenomena are realistic. Further careful examination of the range of validity of the t - J model is desired.

We may now conclude with high probability that the superconductivity of the organic 2D-compounds as well as that of the high- T_c cuprates is consistently explained

in terms of the spin fluctuation mechanism. Although we still have one serious problem of explaining the pseudo-gap phenomena observed in the underdoped cuprates and in the organic 2D-compounds, the main physics of the spin fluctuation-induced superconductivity is not expected to be much influenced by the underlying mechanism of these phenomena.

We would like to thank K. Ueda, S. Nakamura and T. Takimoto for helpful discussions and Y. Nakazawa and K. Nomura for useful communications.

-
- [1] T. Moriya, Y. Takahashi and K. Ueda: J. Phys. Soc. Jpn. **59** (1990) 2905; Physica C **185-189** (1991) 114.
 - [2] P. Monthoux, A. V. Balatsky and D. Pines: Phys. Rev. Lett. **67** (1991) 3448; Phys. Rev. B **46** (1992) 14803.
 - [3] D. J. Scalapino: Phys. Rep. **250** (1995) 329.
 - [4] P. W. Anderson: Science **235** (1987) 1196.
 - [5] Y. Suzumura, Y. Hasegawa and H. Fukuyama: J. Phys. Soc. Jpn. **57** (1988) 2768; H. Fukuyama: J. Phys. Chem. Solids **59** (1998) 447.
 - [6] G. Kotliar and J. Liu: Phys. Rev. B **38** (1988) 5142.
 - [7] N. Nagaosa and P. A. Lee: Phys. Rev. Lett. **64** (1990) 2450; P. A. Lee and N. Nagaosa: Phys. Rev. B **46** (1992) 5621.
 - [8] H. Kondo and T. Moriya: J. Phys. Soc. Jpn. **67** (1998) 3695.
 - [9] H. Kondo and T. Moriya: J. Phys.: Condens. Matter, to be published.
 - [10] H. Kino and H. Kontani: J. Phys. Soc. Jpn. **67** (1998) 3691.
 - [11] J. Schmalian: Phys. Rev. Lett. **81** (1998) 4232.
 - [12] M. Vojta and E. Dagotto: Phys. Rev. B **59** (1999) 713.
 - [13] K. Kuroki and H. Aoki: cond-mat/9812026.
 - [14] H. Mayaffre, P. Wzietek, C. Lenoir, D. Jerome and P. Batail: Europhys. Lett. **28** (1994) 205; Phys. Rev. Lett. **75** (1995) 4122.
 - [15] A. Kawamoto K. Miyazawa, Y. Nakazawa and K. Kanoda: Phys. Rev. Lett. **74** (1995) 3455.
 - [16] K. Kanoda: Physica C **282-287** (1997) 299.
 - [17] P. W. Anderson: *The Theory of High Temperature Superconductivity* (Princeton Univ. Press, Princeton, 1997).
 - [18] N. E. Bickers, D. J. Scalapino and S. R. White: Phys. Rev. Lett. **62** (1989) 961.
 - [19] C.-H. Pao and N. E. Bickers: Phys. Rev. Lett. **72** (1994) 1870.
 - [20] P. Monthoux and D. J. Scalapino: Phys. Rev. Lett. **72** (1994) 1874.
 - [21] T. Dahm and L. Tewordt: Phys. Rev. B **52** (1995) 1297.
 - [22] M. Langer, J. Schmalian, S. Grabowski and K. H. Bennemann: Phys. Rev. Lett. **75** (1995) 4508.
 - [23] S. Koikegami, S. Fujimoto and K. Yamada: J. Phys. Soc. Jpn. **66** (1997) 1438.
 - [24] T. Takimoto and T. Moriya; J. Phys. Soc. Jpn. **66** (1997) 2459; *ibid.* **67** (1998) 3570.
 - [25] P. Monthoux: Phys. Rev. B **55** (1997) 15261.
 - [26] S. Nakamura: private communication.
 - [27] For a review on the pseudo-gaps in cuprates see: T. Timusk and B. Statt: Rep. Prog. Phys. **67** (1999) 61.
 - [28] K. Yamaji, T. Yanagisawa, T. Nakanishi and S. Koike: Physica C **304** (1998) 225.
 - [29] Y. Nakazawa, H. Taniguchi, A. Kawamoto and K. Kanoda [a talk at a symposium at the Institute for Solid State Physics, University of Tokyo, May 11-13, 1999; preprint] have shown, gradually substituting the protons in ethylene radicals in κ -(ET)₂X with deuterons, thus effectively applying pressure, that the T -linear coefficient γ of the specific heat under a magnetic field beyond H_c decreases as the SC-AFI phase boundary is approached similarly to the doping concentration dependence of γ in the under-doped cuprates.
 - [30] K. Ichimura, K. Nomura T. Nakamura, T. Takahashi, B. Hilti

and J. S. Zambounis [Synth. Met. (Proc. ICSM'98) in press] have observed, using STM spectroscopy, that a d -wave like energy gap persists above T_c in certain 2D-organic superconductors.

- [31] T. Moriya and K. Ueda: J. Phys. Soc. Jpn. **63** (1994)1871.
- [32] P. Monthoux and D. J. Scalapino: Phys. Rev. B **50** (1994) 10339.