

Correlated patterns in non-monotonic graded-response perceptrons

D. Bollé and T. Verbeiren

Instituut voor Theoretische Fysica, Katholieke Universiteit Leuven, B-3001 Leuven, Belgium.

The optimal capacity of graded-response perceptrons storing biased and spatially correlated patterns with non-monotonic input-output relations is studied. It is shown that only the structure of the output patterns is important for the overall performance of the perceptrons.

I. INTRODUCTION

Graded-response perceptrons have been studied intensively in the past years ([1] and references therein). In particular, it is found that for non-monotonic input-output relations interesting retrieval properties are obtained such as an improvement of the optimal capacity (see, e.g., [2]).

The studies mentioned above concern patterns that are chosen to be independent identically distributed random variables with respect to the sites and the patterns. However, in practical applications one has to consider sets of data with internal structure. While the effects of bias and correlations on the optimal capacity have been studied before for monotonic input-output relations ([3]-[6] and references therein) it is not yet reported on for non-monotonic ones. This is the purpose of this brief report.

In section II, we write down the final results of a Gardner analysis [3] of the capacity problem. In section III, we study these results numerically for some specific input-output relations. The influence of spatial input correlations on the optimal capacity is determined as a function of the correlation strength. Concerning bias, both the effect of input and output bias are analysed. Some concluding remarks are presented in section IV.

II. REPLICA ANALYSIS

The graded-response perceptron maps a collection of input patterns $\{\xi_i^\mu; 1 \leq i \leq N\}$, $1 \leq \mu \leq p = \alpha N$, with α the capacity, onto a corresponding set of outputs ζ^μ via

$$\zeta^\mu = g(h^\mu), \quad h^\mu = \frac{1}{\sqrt{N}} \sum_j J_j \xi_j^\mu. \quad (1)$$

Here g is the input-output relation of the perceptron. In (1) h^μ is the local field generated by the inputs. The J_j are the couplings of the perceptron architecture. We focus our attention on general input patterns specified by

$$\langle \xi_i^\mu \rangle = m \quad \langle \xi_i^\mu \xi_j^\nu \rangle = \delta_{\mu\nu} C_{ij}. \quad (2)$$

The matrix C formed by the elements C_{ij} is taken to be symmetric and positive. In the sequel we specifically consider correlations with $m = 0$ and general C and correlations with $m \neq 0$ and $C_{ij} = \delta_{ij}(v + m^2)$. The latter

will be called biased patterns and v is the variance of the input distribution.

We allow for a limited output precision in the mapping (1). In other words the output that results when the input layer is in the state $\{\xi_i^\mu\}$ is accepted if

$$g(h^\mu \pm \kappa) \in I_{\text{out}}(\zeta^\mu, \epsilon) \equiv [\zeta^\mu - \epsilon, \zeta^\mu + \epsilon] \quad (3)$$

where ϵ denotes the allowed output-error tolerance and κ the required input stability. In order to compute the available Gardner-volume [3] in J -space satisfying (3) we rewrite the latter as a condition on the local fields

$$h^\mu \in I^\mu \equiv \{x; g(x \pm \kappa) \in I_{\text{out}}(\zeta^\mu, \epsilon)\} \quad (4)$$

where, in general

$$I^\mu = \cup_{j=1}^{r^\mu} I_j^\mu = \cup_{j=1}^{r^\mu} [l_j^\mu, u_j^\mu] \quad (5)$$

form a collection of intervals, not necessarily simply connected, with l_j^μ , u_j^μ the lower and upper bounds of the j -th subinterval and r^μ the number of subintervals defined by the pattern ζ^μ . We remark that for monotonic input-output relations, $r^\mu = 1$. Following the standard Gardner analysis [3] we use the replica technique to calculate $v = \lim_{N \rightarrow \infty} N^{-1} \langle \ln V \rangle$ with V the fractional volume in J -space with spherical normalization and $\langle \dots \rangle$ the average over the statistics of inputs and outputs.

The order parameters occurring in this calculation for correlated patterns with $m = 0$ are [4,5]

$$q_{\lambda\lambda'} = \frac{1}{N} \sum_{j,j'} C_{jj'} J_j^\lambda J_{j'}^{\lambda'}, \quad \lambda < \lambda', \quad (6)$$

$$Q_\lambda = \frac{1}{N} \sum_{j,j'} C_{jj'} J_j^\lambda J_{j'}^\lambda, \quad \lambda, \lambda' = 1, \dots, n \quad (7)$$

with n the number of replicas. Since the set of general fixed-point equations leading to the optimal capacity α_c (obtained when $V = 0$) in the replica-symmetric (RS) approximation has been discussed already in [4,5] (for a simple perceptron with the sign-function as input-output relation) we do not write out explicitly the analogous formula for the graded-response perceptron with correlated input and binary output but non-monotonic input-output relations. For technical reasons the latter are taken to be odd in the field. We just mention that the essential difference is a splitting of the integrations in regions of the form $[(u_{j-1} + l_j)/2, l_j]$ and $[u_j, (u_j + l_{j+1})/2]$

corresponding to the collection of intervals (5) (compare eq. (8) in [2]). No closed form for α_c is possible and the solution of these fixed-point equations is rather tedious. In the next section we present some numerical results for exponentially decaying spatial correlations.

For biased patterns ($m \neq 0$ and $C_{ij} = \delta_{ij}(v + m^2)$) the order parameters read

$$q_{\lambda\lambda'} = \frac{1}{N} \sum_j J_j^\lambda J_j^{\lambda'}, \quad \lambda < \lambda', \quad (8)$$

$$M_\lambda = \frac{1}{\sqrt{N}} \sum_j J_j^\lambda, \quad \lambda, \lambda' = 1, \dots, n. \quad (9)$$

Since in this case a closed form for α_c is possible and its structure is interesting for analysing the effects of the bias m we write it down explicitly in a first-step replica-symmetry breaking approximation (RSB1). Applying the Parisi scheme [2,9] we find

$$\alpha_c^{RSB1} = \min_{P, q_0} \max_M \frac{-\ln(1 + P(1 - q_0)) - \frac{Pq_0}{1 + P(1 - q_0)}}{2 \left\langle \int Dz_0 \ln H(I^\mu, q_0, P, z_0) \right\rangle_{\zeta^\mu}} \quad (10)$$

with, dropping the index μ in the sequel

$$\begin{aligned} H &= \sum_{j=1}^r \mathcal{L} \left(-\mathcal{B}(l_j), -\frac{1}{2}[\mathcal{B}(u_{j-1}) + \mathcal{B}(l_j)], y(l_j) \right) \\ &+ \mathcal{L} \left(-\frac{1}{2}[\mathcal{B}(u_j) + \mathcal{B}(l_{j+1})], -\mathcal{B}(u_j), y(u_j) \right) \\ &+ \mathcal{L}(-\mathcal{B}(u_j), -\mathcal{B}(l_j), 0) \end{aligned} \quad (11)$$

where $u_0 = -\infty$, $l_{r+1} = +\infty$,

$$\mathcal{L}(a, b, c) = \int_a^b Dz_1 \exp \left(-\frac{1}{2} P c^2 \right), \quad (12)$$

$$\mathcal{B}(x) = \frac{\mathcal{A}(x) + z_0 \sqrt{q_0}}{\sqrt{1 - q_0}}, \quad \mathcal{A}(x) = \frac{x - mM}{\sqrt{v}}, \quad (13)$$

$$y(x) = \mathcal{A}(x) + z_0 \sqrt{q_0} + z_1 \sqrt{1 - q_0}, \quad (14)$$

with $Dz = dz(2\pi)^{-1/2} \exp(-z^2/2)$ the Gaussian measure. We remark that for zero bias we find back the results given in [2].

III. RESULTS

Two input-output relations are studied for comparison. The piecewise linear one

$$g_L(x) = \begin{cases} \text{sgn}(x) & |x| \geq 1/\gamma \\ \gamma x & |x| < 1/\gamma \end{cases} \quad (15)$$

as a prototype of a general monotonic function, and the reversed-wedge [7,8]

$$g_{\text{RW}}(x) = \text{sgn}[(x + 1/\gamma)x(x - 1/\gamma)] \quad (16)$$

as an example of a non-monotonic one. Here γ is called the gain parameter. In the numerical analysis we restrict ourselves mostly to $\epsilon = 0$.

A. Correlated patterns

Following [4], we study correlations in the input patterns that are positive and fall off with the distance between the sites

$$C_{ij} = \exp \left(-\frac{|i - j|}{L} \right) \equiv S^{|i - j|}, \quad (17)$$

with L a typical length size. The parameter S is the correlation strength inside one input pattern and varies between 0, corresponding to independent sites and 1 meaning that all spins in a pattern are equal. The spatial structure introduced above induces interesting correlations between the couplings. The latter are positively correlated when close enough and anticorrelated when further apart [4].

For the sign-function it has been shown [4] that the optimal capacity, α_c , at $\kappa = 0$ remains 2 regardless of the inner structure of the inputs. Here we analyse in addition α_c as a function of γ for different correlation strengths S in the case of g_L . The results are shown in Fig. 1. Increasing γ or decreasing S , α_c increases. In the limit $\gamma \rightarrow \infty$, g_L becomes the sign-function such that α_c always approaches 2 because of the argument above.

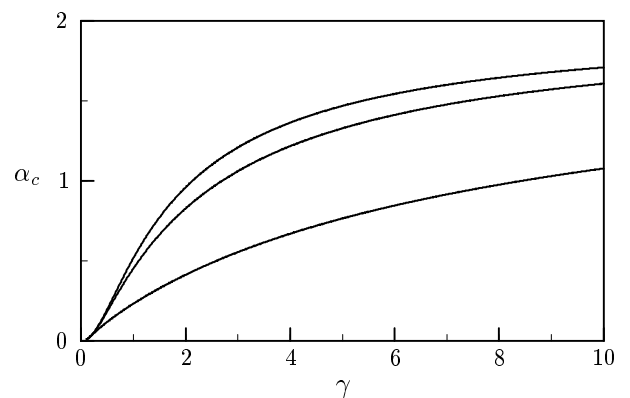


FIG. 1. The optimal capacity α_c as a function of γ for g_L with correlated inputs. From top to bottom $S = 0, .5, .9$

Numerically we have found that changing S can be seen as an effective scaling in γ . Since this scaling behavior can be shown also analytically for biased patterns we write it down in the next subsection.

For the non-monotonic input-output relation g_{RW} the corresponding results are presented in Fig. 2. Several remarks are in order. Technically, the solutions of the relevant saddle-point equations are unique for small values of S for all γ but from $S > S_c = 0.55$ onwards there

exist multiple solutions in a growing interval in γ . This is due to the non-monotonicity of the input-output relation. Taking the solution giving the greatest optimal capacity we find the constant part $\alpha_c = 2$ (for small γ and $S > S_c = 0.55$) of the curves in Fig. 2. It seems that for these values of γ , the perceptron is not able to benefit from the non-monotonicity of the input-output relation due to the fact that the order parameter Q remains small.

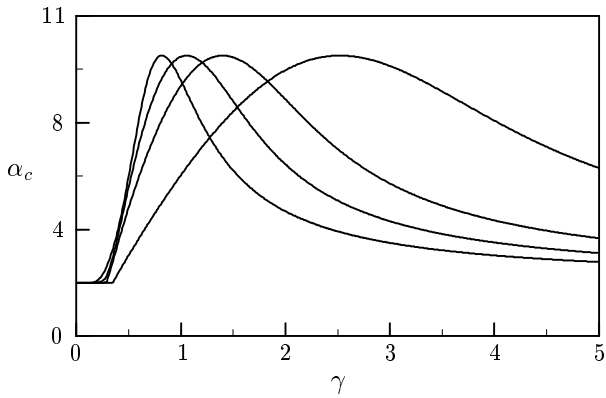


FIG. 2. The optimal capacity α_c as a function of γ for g_{RW} with correlated inputs. From left to right $S = 0, .2, .7, .9$

It is interesting to see that the maximal value of α_c is the same independent of the correlation strength meaning that also for the non-monotonic g_{RW} the inner structure of the patterns does not play any role in this respect. This precisely amounts to a scaling of γ .

B. Biased patterns

In this section we study biased input and output patterns. Their probability distribution is chosen to be

$$\rho(x) = \frac{1+m}{2}\delta(1-x) + \frac{1-m}{2}\delta(1+x) \quad (18)$$

where m can be different for input and output, thus defining m_i and m_o .

We start with some general properties of the perceptrons defined by eqs. (15-16). Comparing the results (10) with those of [2,10], we see that in order to obtain the expressions for biased patterns it is sufficient to substitute the local field h by $(h - m_i M)/\sqrt{v}$, and to perform an extra maximization over M in the expressions for patterns without bias. This tells us that the order parameter M indicating the bias in the couplings, as seen in its definition (9), shifts the local field such that the condition (4) is optimally satisfied and hence that the capacity increases. Furthermore, it naturally introduces two cases: $m_i M = 0$ and $m_i M \neq 0$. Whenever m_i or m_o are zero $m_i M = 0$. However, $m_i M = 0$ does not necessarily imply that m_i or m_o are zero as we will see explicitly in the case of the non-monotonic g_{RW} . But these points where $m_i M = 0$ occur rather exceptionally.

A closer inspection of the results in section II shows that the graded-response perceptron satisfies the following analytic scaling behavior, given an output distribution:

$$\begin{aligned} \alpha_c \left(m_{i,1}, m_o; \gamma\sqrt{v_1}, \epsilon, \frac{\kappa}{\sqrt{v_1}} \right) \\ \equiv \alpha_c \left(m_{i,2}, m_o; \gamma\sqrt{v_2}, \epsilon, \frac{\kappa}{\sqrt{v_2}} \right) \end{aligned} \quad (19)$$

where $m_{i,1}$ and $m_{i,2}$ are two values of the input bias and v_1 and v_2 two corresponding values of the variance. These results are valid for both monotonic and non-monotonic input-output relations. The new insight is that the output statistics is the important quantity determining the performance of the perceptron. In general, increasing the bias in the output results in a non-decreasing optimal capacity.

Concerning RS stability assured by a negative sign of the replicon eigenvalue λ_R [9] we know that for monotonic non-decreasing input-output relations and unbiased patterns the following identity holds (compare [10])

$$\begin{aligned} \text{sgn}[-\lambda_R(m_i, m_o = 0; \gamma, \epsilon, \kappa = 0)] \\ = \text{sgn} \left[\frac{\partial}{\partial \gamma} \alpha_c(m_i, m_o = 0; \gamma, \epsilon, \kappa = 0) \right]. \end{aligned} \quad (20)$$

Together with (19) this relation tells us that varying the input bias does not change the breaking behavior for a fixed γ . The scaling (19) also implies

$$\begin{aligned} \text{sgn}[-\lambda_R(m_i, m_o = 0; \gamma, \epsilon, \kappa = 0)] \\ = \text{sgn} \left[\frac{\partial}{\partial m_i} \alpha_c(m_i, m_o = 0; \gamma, \epsilon, \kappa = 0) \right]. \end{aligned} \quad (21)$$

For non-monotonic transfer functions we know that replica-symmetry is unstable [11].

For the graded-response perceptron with monotonic input-output relation g_L and pattern distribution (18) we find the following additional results concerning the output bias. For $M = 0$ the solution is stable for all values of the bias in input and output, for each γ .

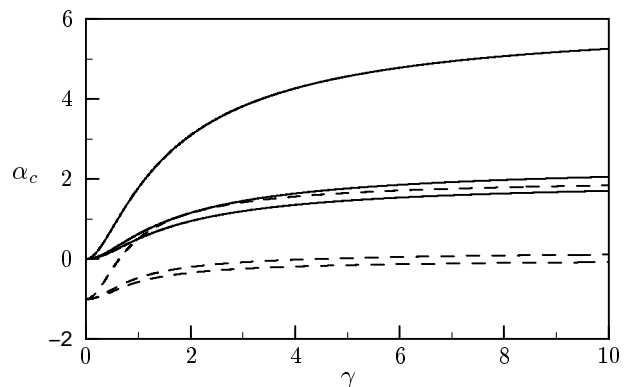


FIG. 3. The optimal capacity α_c (full curves) and the replicon eigenvalue λ_R (dashed curves) for g_L as a function of γ with $m_i = .2$ and, from bottom to top $m_o = 0, .5, .9$.

For $M \neq 0$, from a certain value of m_o onwards the RS solution becomes unstable for a growing interval of γ -values. This is shown in Fig. 3. For these perceptrons it is known [2,10] that the effect of breaking is small. Although it grows with increasing output-bias, it is seen that for $m_o < .9$, the difference in capacity does not exceed 10^{-2} . We remark that the maximum capacity as a function of γ is reached for $\gamma \rightarrow \infty$ in agreement with the result obtained in [3].

For the non-monotonic transferfunction g_{RW} the maximal α_c is obtained for a finite value of γ , as shown in Fig. 4 implying that there exists an optimal choice for the width of the plateaus. This choice depends on the specific parameters of the pattern distribution.

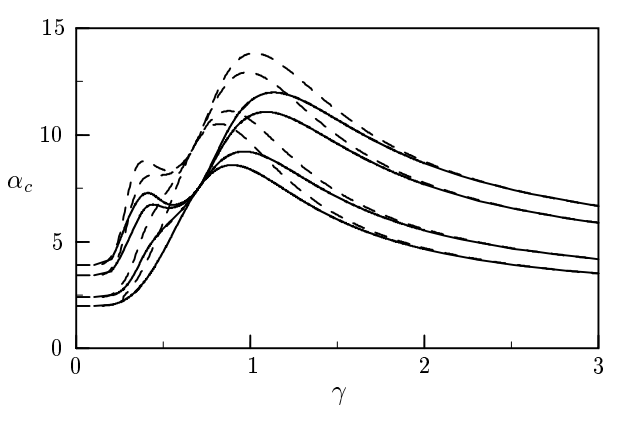


FIG. 4. The RS (dashed curve) and RSB1 (full curve) optimal capacity α_c of g_{RW} as a function of γ with $m_i = .1$ and, from bottom to top, $m_o = 0, .5, .75, .8$.

Compared with the monotonic case the overall difference between the RS and RSB1 solution is much bigger. The optimal capacity for the non-monotonic perceptron is always greater than that of the monotonic one. We note that for $\gamma \rightarrow 0$ and $\gamma \rightarrow \infty$ the optimal capacity of g_{RW} approaches that of the sign-function. We remark that, as in the case of correlated input patterns, the order-parameter M gives rise to multiple solutions for small values of γ . We take the solution with the highest α_c .

A somewhat surprising feature of this perceptron is that a second maximum develops both in the RS and RSB1-solution as a function of γ for big values of m_o (see Fig. 4). Qualitatively speaking the overall behavior of the input-output relation remains the same within RSB1. This is the case for all values of the model parameters we have considered but may be a property of the binary output distribution (compare [2] for a uniform output). The difference between RS and RSB1 grows with increasing bias.

Between the two maxima, there is a point where α_c does not depend on the output m_o . This feature is present both in the RS and the RSB1-approximation although for a slightly different value of γ in RSB1. The underlying reason for this is that the solution of M at

these points is zero and that the input-output relation is odd in the local field, such that the output statistics does not effect the optimal capacity of the system. Since changing m_i can be expressed as rescaling γ , the capacity at these points is the same for every value of m_i and m_o .

We end with the remark that changing the input distribution (18) by varying the place of the delta peaks in the interval $[0, 1]$ shows a similar scaling behavior.

IV. CONCLUSIONS

In this brief report we have studied the optimal capacity of graded-response perceptrons storing biased and spatially correlated patterns with non-monotonic input-output relations using a first-step replica-symmetry breaking analysis.

The most important results are that a change in the optimal capacity due to bias or correlations in the input can be removed by an appropriate scaling of the relevant parameters defining the graded-response perceptron. The statistics of the outputs really determines the performance of the latter.

ACKNOWLEDGMENTS

The authors would like to thank Dr. Geert Van-craeynest for informative discussions in the initial stages of this work. They are indebted to the Fund for Scientific Research Flanders (Belgium) for financial support.

-
- [1] D. Bollé and R. Erichsen Jr., Phys. Rev. E **59**, 3386 (1999).
 - [2] D. Bollé and R. Erichsen Jr., J. Phys. A: Math. Gen. **29**, 2299 (1996).
 - [3] E. Gardner, Europhys. Lett. **4**, 481 (1987); J. Phys. A: Math. Gen. **21**, 257 (1988).
 - [4] R. Monasson, J. Phys. A: Math. Gen. **25**, 3701 (1992).
 - [5] W. Tarkowski and M. Lewenstein, J. Phys. A: Math. Gen. **26**, 2453 (1993).
 - [6] J.O. Winkel, B. Schottky, U. Krey and F. Gerl, Z. Phys. B **101**, 305 (1996).
 - [7] T.L.H. Watkin and A. Rau, Phys.Rev. A **45**, 4102 (1992).
 - [8] G. Boffetta, R. Monasson and R. Zecchina, J. Phys. A: Math. Gen. **26**, L507 (1993).
 - [9] M. Mézard, G. Parisi and M.A. Virasoro, *Spin Glass Theory and Beyond* (World Scientific, Singapore, 1987)
 - [10] D. Bollé, R. Kuhn and J. van Mourik, J. Phys. A: Math. Gen. **26**, 3149 (1992).
 - [11] M. Bouten, J. Phys. A: Math. Gen. **27**, 6021 (1994).