

A Simple Solid-on-Solid Model of Epitaxial Thin Films Growth: Inhomogeneous Multilayered Sandwiches

K. Malarz¹ and A. Z. Maksymowicz

*Department of Theoretical and Computational Physics, Faculty of Physics and
Nuclear Techniques, University of Mining and Metallurgy (AGH)
al. Mickiewicza 30, PL-30059 Kraków, Poland*

Abstract

In this work a simple solid-on-solid (SOS) model of inhomogeneous films epitaxial growth is presented. The results of the computer simulations based on the random deposition (RD) enriched by a local relaxation which tends to maximize the number of a particle-particle lateral bonds (PPLB) against barriers blocking diffusion are presented. The influence of strength of the atoms interactions and barriers for diffusion on film roughness and possible bridges between the layers in tri-layered sandwich system are considered. For magnetic layers with a nonmagnetic spacer the bridging is responsible for direct magnetic coupling between layers. Also variations of the spacer thickness, when scanning the film surface, is essential for uniformity of the magnetic coupling between the layers. Number of bridges for very thin spacer, and variation of the spacer thickness are discussed in this work.

Key words: Computer simulation, Interfaces, Magnetic structures, Surface roughness

1 Introduction

In last decade the physics of growth thin solid films and ion/atoms behaviors on flat film surfaces became well understood and investigated due to rapid progress in experimental methods of preparing thin films (mainly MBE in UHV systems) and microscopy (mainly STM). Also many papers devoted to theory of growth of rough surfaces and interfaces and crystal were published (see [1–4] for review).

¹ Corresponding author: e-mail: malarz@agh.edu.pl, fax: +48 12 6340010

Here, we present a simple SOS model [5–7] of epitaxial growth adopted for inhomogeneous $a/b/a$ -like systems. The film growth described as a two step mechanism. The first step is the randomly picked position of initial contact of the incident particle on the film surface. This is followed by second step which is a relaxation process of local migration leading to final position of the particle sticking to the film. We simplify the model to the limited surface diffusion and neglect migration to more distant sites than nearest neighbors (NN) only. After the relaxation process particle sticks for the rest of the simulation. Each particle is represented by a unit-volume cube which can occupy only discrete position in the lattice. The simple cubic symmetry is assumed. For a $L \times L$ substrate we deposit $\theta_a L^2$ particles of kind a , followed by $\theta_b L^2$ b -like particles and again $\theta_a L^2$ of a particles. The nominal thicknesses of a and b layers, are θ_a and θ_b respectively. In relaxation process, each particle tends to maximize the number of PPLB. This tendency is slowed down by the barrier V for diffusion which decreases probability of atom movement. The above growth model may be implemented as the following flowchart:

- for each newly arriving particle at random site $r = 0$, calculate the number of atomic pairs n_{aa}^r , n_{ab}^r and n_{bb}^r at the place of the initial particle contact to the surface with all their four NN labeled by $r = 1 \dots 4$,
- calculate the particle total energies in all five positions ($r = 0 \dots 4$): $E^r = n_{aa}^r E_{aa} + n_{ab}^r E_{ab} + n_{bb}^r E_{bb}$, where E_{ij} is the bonding energy between i - and j -kind atoms,
- evaluate probabilities $p^r \propto \exp(-E^r)$, $r = 0 \dots 4$, of picking out each of the five virtual final positions of the atom,
- reduce the probability p^r of movement into $r = 1 \dots 4$ by factor $\exp(V_i)$, where V_a and V_b are the diffusion barriers for a - and b -kind of atoms, respectively,
- pick out one of five proposed sites for the atom with probability given by p^r , ($r = 0 \dots 4$).

Values of E and V are expressed in $k_B T$ units, where k_B is the Boltzmann constant, and T denotes the absolute temperature. Diffusion barrier V is positive, while the negative E are compatible with the assumed tendency of the system to maximize the number of PPLB.

2 Results of simulation

The simulations were performed on 500×500 large square lattice with periodic boundary conditions. The nominal thickness θ_a of both a -layers was set up to ten monolayers (ML), while average thickness of b -spacer θ_b was varied from one to ten ML. The cases $E_{aa} = E_{ab} = E_{bb} = 0$, or $V_a = V_b \rightarrow +\infty$ which blocks any diffusion, yields the same results as RD model, with Poisson

distribution of surface/interface heights.

2.1 Direct magnetic coupling

Energy of magnetic coupling between magnetic layers separated by nonmagnetic spacer is often expressed by $E = -K\vec{M}_1 \circ \vec{M}_2$ energy term, where \vec{M}_1 and \vec{M}_2 are magnetizations in magnetic layers. The coupling K depends strongly on nonmagnetic spacer thickness θ_b and may follow exponential law $K \propto \exp(-\theta_b/\theta_0)$, or it may have an oscillatory character against θ_b as it also is often observed. The interaction energy $K(\theta_b)$ manifests itself experimentally by modifications of some of magnetic properties such as susceptibility or ferromagnetic resonance. The coupling between magnetic layers separated by a nonmagnetic spacer was shown for example for NiFe/Cu/NiFe [8] and for Ni/Ag/NiFe samples [9]. In latter case for some samples also power decrease of K with θ_b was observed.

For simple RD model distribution of spacer thickness h_b follows Poisson distribution $P(h; \theta) = \theta^h/h! \cdot \exp(-\theta)$, and probability of direct coupling between a -layers, corresponding to zero spacer height, decrease exponentially with average spacer thickness θ_b : $P(0; \theta_b) = \exp(-\theta_b)$. However, in film preparation technology, the growth conditions seldom correspond to RD model and so we expect deviations from Poisson distribution as presented in Fig. 1. For different sets of model parameters for non-RD, we found that decrease of number of bridges (proportional to the direct coupling K) follow either exponential or the power law (Fig. 2).

2.2 Spacer roughness

Variation of the spacer thickness is also essential for uniformity of the magnetic coupling between layers. We use root-mean-square σ of surface heights as a measure of surface roughness. The dependence of ab -layer roughness on roughness of each of its components is described by: $\sigma_{ab}^2 = \sigma_a^2 + \sigma_b^2 + 2\langle h_a h_b \rangle - 2\langle h_a \rangle \langle h_b \rangle$. For RD, successive film heights are uncorrelated and thus: $\sigma_{ab}^2 = \sigma_a^2 + \sigma_b^2$ and $\sigma_i^2 = \theta_i$ for $i = a, b, ab$. The situation for non-RD case is more complex (see Fig. 3b-f). We would like to consider roughness σ_b dependence on the spacer thickness θ_b for different model control parameters. For homogeneous films growth models roughness σ scaling with film thickness with Family-Vicsek law [10]: $\sigma \propto L^\alpha f(\theta/L^z)$ with $f(x \rightarrow 0) \propto x^\beta$ and $f(x \rightarrow \infty) \propto 1$. For large enough lattice size, and not too large average film thickness, this dependence is given by a power law: $\sigma \propto \theta^\beta$. The dependence of exponent β on model control parameters was discussed in details in Ref. [6]. This way we are able to predict roughness $\sigma_a(\theta_a)$ of the first a layer. However,

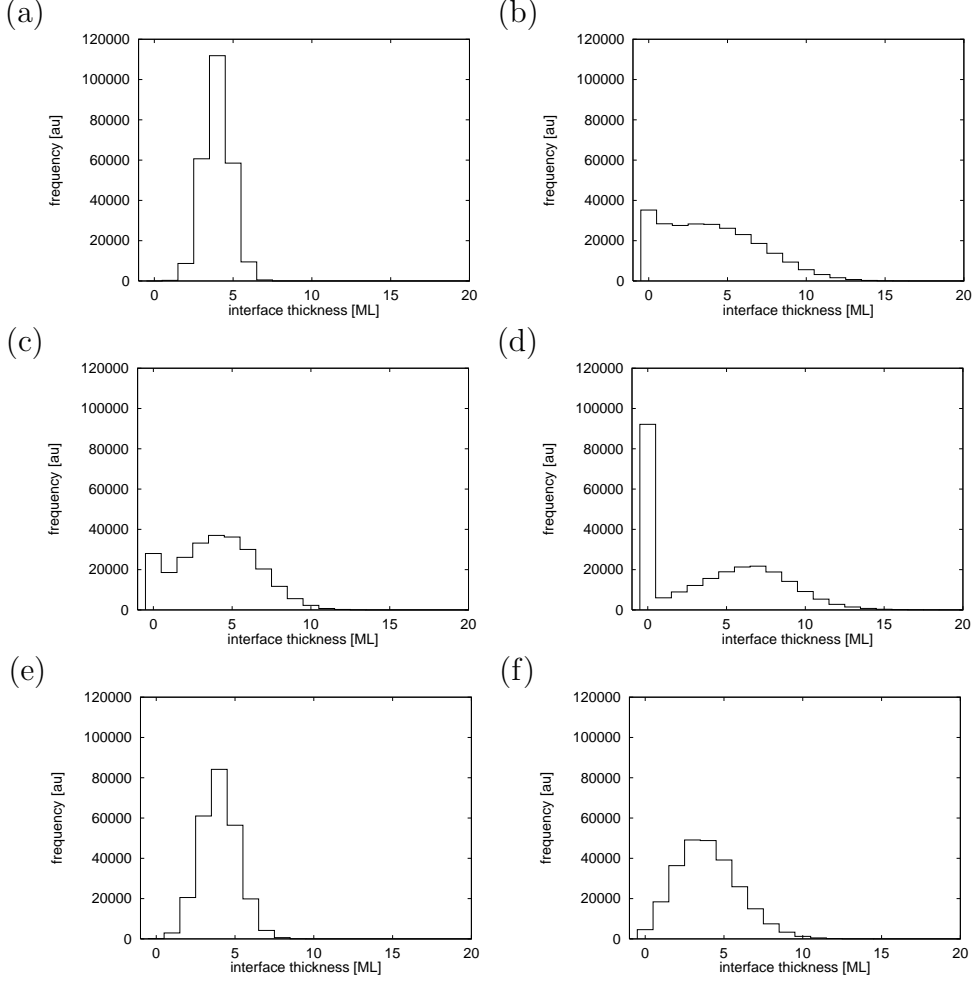


Fig. 1. Histogram of spacer heights for different model control parameters. Nominal thickness was $\theta_b = 4$ ML. (a) $E_{aa} = -10$, $E_{ab} = -10$, $E_{bb} = -10$, (b) $E_{aa} = 0$, $E_{ab} = -10$, $E_{bb} = 0$, (c) $E_{aa} = 0$, $E_{ab} = 0$, $E_{bb} = -1$, (d) $E_{aa} = 0$, $E_{ab} = 0$, $E_{bb} = -10$, (e) $E_{aa} = -1$, $E_{ab} = -10$, $E_{bb} = -1$, (f) $E_{aa} = 0$, $E_{ab} = 0$, $E_{bb} = 0$.

determination of σ_b is more difficult. Firstly, θ_b is small to guarantee clear dependence σ_b on θ_b . Secondly, the growth of b spacer is also controlled by E_{ab} until b -like coverage is sufficient to creating bb -like PPLB when becomes dependent on E_{bb} . Fig. 3 shows that σ_b increases with increasing of θ_b independently on E and V parameters. Deviations from basic power scaling law, however, may be observed.

3 Conclusion

We found from computer simulations that distribution of spacer heights around average thickness changes from Poisson distribution (or bell-shaped for larger thickness), to peak-shaped with a decrease of diffusion barriers V and/or in-

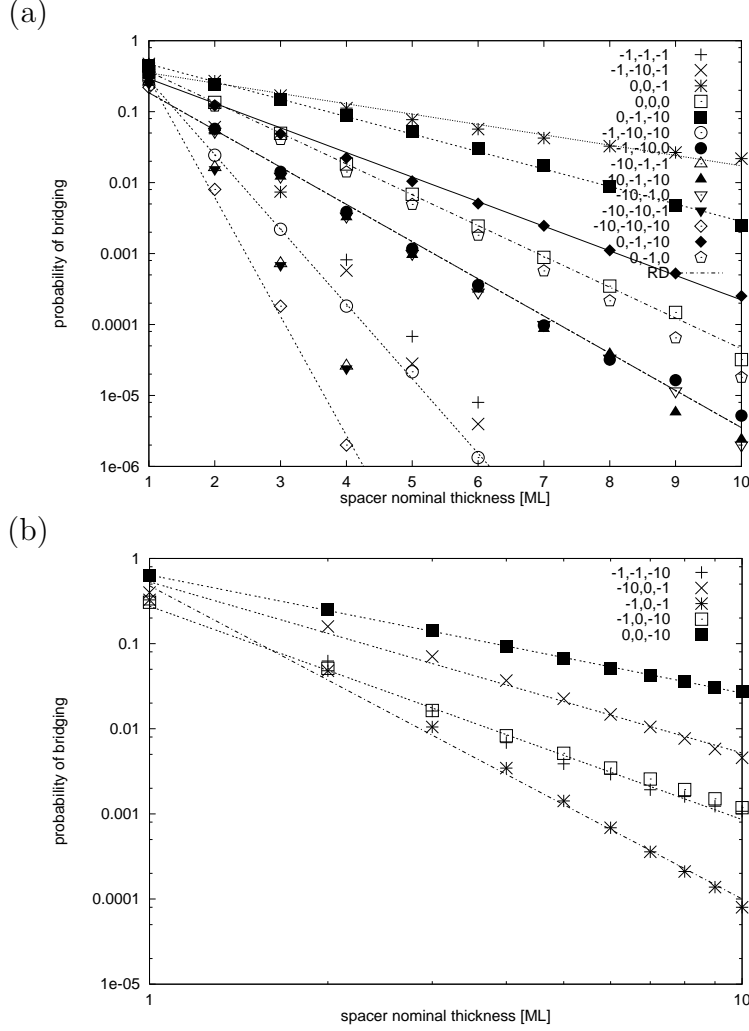


Fig. 2. Exponential (a) and power-law-like (b) dependence of the probability of bridging on the spacer thickness θ_b for different model control parameters E_{aa} , E_{ab} and E_{bb} shown in right upper corners.

creasing E , for a tendency of particles to create more PPLB. The latter case helps to produce more uniform of magnetic coupling between layers in the sandwich tri-layer systems.

Energy of magnetic coupling between two magnetic moments $\vec{\mu}_1$ and $\vec{\mu}_2$ may be expressed by Heisenberg term $E = -K\vec{\mu}_1 \circ \vec{\mu}_2$, where K is the coupling constant. It is common to assume that this interaction is a short range one. For direct exchange interaction J , $K \propto J$ and $J \neq 0$ only if $h_b = 0$. The direct coupling means that $h_b = 0$ and strength of coupling K between magnetic layers with magnetizations $\vec{M}_1 = \sum \vec{\mu}_1$ and $\vec{M}_2 = \sum \vec{\mu}_2$ may be evaluated as $K = NJ$, where $N = P(0; \theta_b) \cdot L^2$ is the number of bridges between magnetic layers. Usually, the decrease of K with increasing spacer thickness follows exponential or power law. We found from computer simulations that number of bridges responsible for direct coupling is compatible with the above predic-

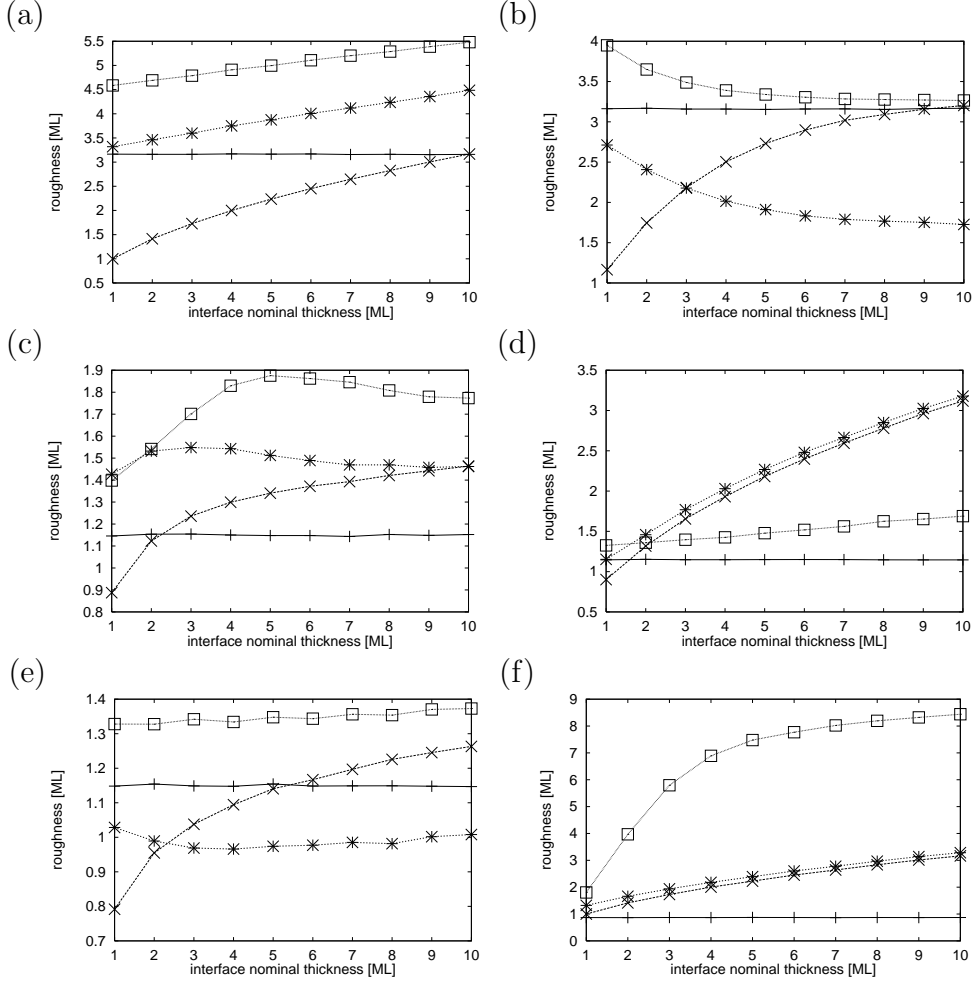


Fig. 3. The lines of +, \times , * and \square correspond to σ_a , σ_b , σ_{ab} , and σ_{aba} , respectively. (a) $E_{aa} = 0, E_{ab} = 0, E_{bb} = 0$ — a RD model, (b) $E_{aa} = 0, E_{ab} = -1, E_{bb} = -10$, (c) $E_{aa} = -1, E_{ab} = 0, E_{bb} = -1$, (d) $E_{aa} = -1, E_{ab} = -10, E_{bb} = 0$, (e) $E_{aa} = -1, E_{ab} = -10, E_{bb} = -10$, (f) $E_{aa} = -10, E_{ab} = 0, E_{bb} = 0$.

tions, and either exponential or power law may be obtained for specific set of model parameters.

Acknowledgements

This work and machine time in ACC-CYFRONET-AGH is financed by Polish Committee for Scientific Research (KBN) with grants no. 8 T11F 02616 and KBN/S2000/AGH/069/1998, respectively.

References

- [1] J.-F. Gouyet, M. Rosso, B. Sapoval, in *Fractals and Disordered Systems*, A. Bunde, S. Havlin, eds. (Springer-Verlag, Berlin, Heidelberg, 1991) p. 229.
- [2] H. J. Herrmann, *Phys. Rep.* **136** (1986) 153.
- [3] P. Meakin, *Phys. Rep.* **235** (1993) 189.
- [4] A. C. Levi, M. Kotrla, *J. Phys.: Condens. Matter* **9** (1997) 299.
- [5] A. Z. Maksymowicz, M. S. Magdoń, J. S. S. Whiting, *Comp. Phys. Comm.* **97** (1996) 101.
- [6] K. Malarz, A. Z. Maksymowicz — cond-mat/9905110 (*Int. J. Mod. Phys.* **C10** - in print).
- [7] K. Malarz, A. Z. Maksymowicz — cond-mat/9905111 (*Int. J. Mod. Phys.* **C10** - in print).
- [8] A. Z. Maksymowicz, J. S. S. Whiting, M. L. Watson, A. Chambers, *J. Magn. Magn. Mat.* **94** (1991) 109.
- [9] A. Layadi, J. O. Artman, R. A. Hoffman, C. L. Jensen, D. A. Saunders, B. O. Hall, *J. Appl. Phys.* **67** (1990) 4451.
- [10] F. Family, T. Vicsek, *J. Phys.* **A18** (1985) L75.