

Weak Field Hall Resistance and Effective Carrier Density Through Metal-Insulator Transition in Si-MOS Structures

V. M. Pudalov^(a), G. Brunthaler^(b), A. Prinz^(b), G. Bauer^(b)

^(a)*P. N. Lebedev Physics Institute,
Moscow, Leninsky prosp. 53, Russia*

^(b)*Institut für Halbleiterphysik, Johannes Kepler Universität,
Linz, A-4040, Austria*

(May 10, 2018)

We studied the weak field Hall voltage in 2D electron layers in Si-MOS structures with different mobilities, through the metal-insulator transition. In the vicinity of the critical density on the metallic side of the transition, we have found weak deviations (about 6-20 %) of the Hall voltage from its classical value. The deviation does not correlate with the strong temperature dependence of the diagonal resistivity $\rho_{xx}(T)$. The smallest deviation in R_{xy} was found in the highest mobility sample exhibiting the largest variation in the diagonal resistivity ρ_{xx} with temperature (by a factor of 5).

PACS numbers: 71.30.+h, 73.40.Qv, and 74.76.Db

In the pioneering experiments by Fowler et al. [1] performed on Si-MOS structures in perpendicular magnetic field, the Shubnikov-de Haas oscillations of the conductivity were found to be periodic as a function of the gate voltage V_g . This is consistent with the quasiclassical approach [2], in which the charge of the inversion layer Q_{inv} is proportional to the applied voltage, as in a plain capacitor formed by the metallic gate and the 2D layer. At low temperatures, when the bulk conductance is frozen out and the charge in the depletion layer does not vary with gate voltage, variation of the capacitor charge with V_g is related to the inversion layer charge only:

$$Q_{\text{inv}} = C(V_g - V_t). \quad (1)$$

Here $C = dQ/dV_g$ is the geometric capacitance between the metallic gate and the 2D carrier layer, V_t is determined by the difference in work functions of the Al- gate film and the 2D carrier layer, by the energy of the bottom of the lowest subband in the confining potential well (zero-point energy) and by the charge trapped in depletion layer and at the interface [2]. The charge in the Si-MOS structure Q_{inv} was measured directly [3] by integrating the current entering (and quitting) the structure during its charging (and discharging) with time. The charge, Q_{inv} , was found to be equal (within 2% uncertainty) to the charge of the 2D carrier layer $Q_{2D} = e \times n_{\text{ShdH}}$, where n_{ShdH} is the density of carriers participating in transport in the Shubnikov-de Haas or QHE regime, $n_{\text{ShdH}} = (eB/h) \times i$, and i is the number of filled quantum levels in a given magnetic field B .

The issue on the carrier density was raised recently again in connection with the metal-insulator (M-I) transition in 2D carrier systems at zero magnetic field. The transition was found earlier to occur at a critical gate voltage V_{gc} (where $V_{\text{gc}} > V_t$) [4]. By analogy to the quasiclassical case [2], and to the QHE-Insulator transitions [5], the critical gate voltage is interpreted as a quantity corresponding to a critical carrier density $n_c = (dn/dV_g)(V_{\text{gc}} - V_t)$. Recently, an alternative interpretation was put forward [6] where the density of carriers participating in zero-field transport was suggested to be equal to $n_{\text{eff}} = (dn/dV_g)V_g - n_c$, so that $n_{\text{eff}} = 0$ at the transition, i.e. at $V_g = V_{\text{gc}}$.

The effective number of carriers is not a well defined parameter close to the M-I transition, and may, a priori, be found different in different effects. One of the most relevant effects capable to provide information on the effective carrier density is the weak-field Hall effect where the Hall resistance in the single-particle approximation [7] is inversely proportional to the number of carriers:

$$R_{xy} \approx \frac{(\omega_c \tau)}{\sigma_0} \left[1 - \frac{1}{(\omega_c \tau_0)^2} \frac{\Delta G(\epsilon_F)}{G_0} \right] \quad (2)$$

Here $\sigma_0 = ne^2\tau/m^*$ is the diagonal conductivity at $B = 0$, $\omega_c = eB/m^*$ is the cyclotron frequency, and τ , the transport scattering time at $B = 0$. G and ΔG are the monotonic and oscillatory parts of the density of states. According to the theory [8], electron-electron interaction affects R_{xy} in the same order as σ_{xx} . No corrections are expected in σ_{xy} due to interaction [8,9], and, thus $\delta R_{xy}/R_{xy} \approx 2(\delta\rho_{xx}/\rho_{xx}^0)$.

On the experimental side, the Hall resistance was measured earlier across the QHE-insulator transition [10–12] and found to remain close (within $\sim 10\%$) to its classical value [11] $R_{xy} = B/(ne)$ with n given by Eq. (1). Such behavior of the Hall resistance is consistent with the Hall insulator concept [13]. Low frequency ($\sim 3\text{Hz}$) ac-measurements

of the capacitance "gate-2D layer" [10] have shown that, within a few %, the capacitance remains unchanged across the QHE-insulator transition. With such a precision, the number of carriers, which is participating in low frequency charging-discharging processes, is described by the same Eq. (1) in both, the insulating and metallic phases. This observation also sets an upper estimate for possible variations of the trapped charge in the vicinity of the M-I transition: $(dV_t/dV_g) < 10\%$. The contribution of the exchange and correlation energy (negative compressibility) to the measured capacitance C in Si-MOS does not exceed $\sim 0.1\%$ [14].

The above measurements of the Hall voltage and of the capacitance, however, were done in *quantizing magnetic field*, which is known to change the symmetry of the 2D system from orthogonal to unitary and thus may disturb true zero-field properties of the metallic state. In this paper we report measurements of the Hall voltage performed in such *weak magnetic fields*, where Landau levels are not resolved, $\Delta G/G \ll 1$. We found that the *weak-field Hall voltage remains finite through the metal-insulator transition*. Deviation of the Hall voltage from the quasiclassical value is within $(6 - 20)\%$ for different samples, particularly at the critical gate voltage. In the assumption that the inverse Hall voltage is a measure of the effective number of carriers, n_{eff} , we conclude the latter does not decrease to zero at the M-I transition, i.e. at the critical gate voltage V_{gc} .

We studied three Si-MOS samples from different wafers: Si22 (with the peak mobility, $\mu = 33,000 \text{ cm}^2/\text{Vs}$ at $T = 0.3 \text{ K}$ and the threshold voltage $V_t \approx 0.4 \text{ V}$), Si4/32 ($\mu = 8,000 \text{ cm}^2/\text{Vs}$, $V_t = 2.1 \text{ V}$) and Si-46 ($\mu = 1,350 \text{ cm}^2/\text{Vs}$, $V_t = 6.5 \text{ V}$). All samples had about the same oxide thickness, $200 \pm 30 \text{ nm}$, and, correspondingly, similar values of $dn/dV_g = (1.05 \pm 0.15) \times 10^{11} / \text{Vcm}^2$. The samples had potential probes lithographically defined with accuracy of $1 \mu\text{m}$. Geometric configuration of the samples is shown in the inset to Fig. 1 a, where $w = 800 \mu\text{m}$ and $l = 1250 \mu\text{m}$ are the channel width and intercontact distance, and $d = 25 \mu\text{m}$ is the width of the bulk diffusion area contacting the 2D layer underneath the gate oxide. For Hall voltage measurements at low density where the contacts and the sample area have high resistance, we used battery operated electrometric amplifiers with input current $< 10^{-14} \text{ A}$. Four-probe measurements were taken by ac lock-in technique at $(3 - 7) \text{ Hz}$, and partly by dc-technique.

Figure 1 a demonstrates that minima in the Shubnikov-de Haas oscillations in ρ_{xx} (which correspond to the minima in the density of states between four-fold degenerate Landau levels) are equidistant in the gate voltage scale. The carrier density calculated from the Shubnikov-de Haas minima was found to be independent of magnetic field (in the range 0.5 to 5 Tesla) and of temperature (for 0.3 to 1.4 K), within uncertainty of $(1-2)\%$. For Hall voltage measurements, we have chosen magnetic fields of 0.2 and 0.3 Tesla, for high and low mobility samples, respectively. This field is large enough to suppress the quantum interference corrections to conductivity [15]. On the other hand, this field is low enough to keep the oscillatory part in the density of states small, for all gate voltages and temperatures down to 300 mK. Figure 1 b shows the density dependence of $\omega_c \tau$ calculated from the measured mobility, for the sample Si22 in the field of 0.2 T. For two other samples, the $\omega_c \tau$ value is evidently smaller. Due to the smallness of $\omega_c \tau \leq 1$, and of $\Delta G/G \ll 1$, the second term in Eq. (2) is negligibly small.

The samples Si22 and Si4/32 exhibited well pronounced exponential decay in resistivity for $V_g > V_{\text{gc}}$ as temperature decreases, and, correspondingly, a symmetrical scaling plot [4,16]. The most disordered sample Si46 displayed an activated $\rho(T)$ -dependence in the insulating state (for $V_g < V_{\text{gc}}$) and a weak, almost linear, "metallic" temperature dependence for $V_g > V_{\text{gc}}$ [16]. The overall density dependence of the resistivity for Si46 at 6 different temperatures, shown in the inset to Fig. 2, demonstrates a critical behavior around $V_{\text{gc}} = 14.4 \text{ V}$. Figure 2 shows the effective "Hall-density" $n_{\text{Hall}} = B/(eR_{xy})$ calculated from R_{xy} measured at $T = 0.29 \text{ K}$. The dashed line depicts n_{ShdH} vs gate voltage, calculated from the period of the Shubnikov-de Haas effect. As V_g decreases, the effective Hall density slightly deviates from the classical linear dependence, and then falls quickly to zero, deep in the insulating state at $V_g = 12 \text{ V}$. Just at the critical gate voltage $V_{\text{gc}} = 14.4 \text{ V}$, the Hall-density is by 5% *larger* than the classical value given by Eq. (1).

For samples with higher mobility, the critical carrier density n_c is lower and the critical resistivity ρ_c is higher [16]. By this reason, the admixture of the longitudinal voltage produces large distortions (oscillating with gate voltage) of the measured Hall voltage. As Fig. 3 a shows, this admixture can be reduced by an order of magnitude by subtracting the results taken for opposite magnetic field directions. The Hall resistance for sample Si4/32 at low density is significantly larger than the quasiclassical value $B/(en_{\text{ShdH}})$. The deviation in the effective Hall-density, $\delta n_{\text{Hall}} = n_{\text{Hall}} - n_{\text{ShdH}}$, calculated from the measured R_{xy} values for six temperatures is plotted in Fig. 3 b. At high density and high temperature, the deviation in the Hall density tends to zero. As temperature decreases to 0.3 K, the deviation raises to almost 20%, and seems to saturate. Oscillations and scattering in the Hall density data (seen in the range of low V_g) are due to residual admixture of the large longitudinal V_{xx} voltage into the small Hall voltage.

Finally, as shown in Fig. 4, the deviation in the Hall density for the high mobility sample Si22 depends on gate voltage and temperature qualitatively similar but 3 times weaker than for Si4/32. As gate voltage increases, the disagreement between n_{Hall} and n_{ShdH} becomes less than the measurement uncertainty. We must note, however, that the absolute value of n_{ShdH} has the uncertainty about $(1-2)\%$ for Si22 and 4% for Si4/32. By this reason, the true position of

the “zero” on the vertical scales in Fig. 4 and Fig. 3 b is defined within the uncertainty of $(1 - 4)\%$, correspondingly. Although the deviation of the Hall density in the vicinity of V_{gc} is small for all samples, $\delta n_{Hall}/n_{ShdH} \ll 1$, it is much larger than the error bars. Due to the charge neutrality in the total Si-MOS structure, Eq. (1), the nonzero value of the δn_{Hall} indicates either a lack of the Drude-Boltzmann interpretation of the Hall voltage in the vicinity of V_{gc} , or a noticeable contribution of carriers exchange between the 2D layer and the shallow potential traps.

In the framework of the Drude-Boltzmann model, the effective carrier density n_{Hall} for all samples remains close to the classical value through the metallic range of densities $V_g > V_{gc}$, where the resistivity ρ_{xx} strongly varies with temperature. We conclude, in the same framework, that the strong exponential drop in $\rho_{xx}(T)$ as T decreases [4], is associated with an anomaly in the scattering time or in the transport mechanism, rather than with carrier density. The insets to figures 3 a and 4 show that the variations of the diagonal resistivity with temperature (by a factor of 2.5 and of 5.5 for Si4/32 and Si22, correspondingly) are much larger than that in R_{xy} , over the same range of density and of temperature. The lack of a linear relationship between δR_{xy} and $\delta \rho_{xx}$ in the vicinity of V_{gc} , indicates that at least one of these two quantities is not related to the interaction quantum corrections [8] (with the reservation that the theory may be not valid for the strong interaction case, $r_s \sim 3 - 10$).

In conclusion, we have measured the weak field Hall resistance in n -Si-MOS samples through the metal-insulator transition. We found no strong changes in R_{xy} (comparable to those in $\rho_{xx}(T)$) and found no signatures of a complete carriers freeze-out at $V_g = V_{gc}$. However, for low density and low temperatures, the Hall voltage in different samples was found to deviate from the classical value by about $(6-20)\%$. The deviation in R_{xy} does not correlate with the strong temperature dependence of the diagonal resistivity $\rho_{xx}(T)$. Particularly, among the samples studied, the smallest value of the deviation in R_{xy} (by 6%) was measured in the high mobility sample Si22, where the diagonal resistivity ρ_{xx} varies most strongly (by 5.5 times) in the same temperature range.

V.P. acknowledges help by M. D’Iorio and E. M. Goliamina for sample processing, and discussions with B. Altshuler and D. Maslov. During completion of our manuscript, we learned that measurements of the Hall resistance in Si-MOS across the transition were done also by D. Simonian, K.M. Mertes, M.P. Sarachik, and S.V. Kravchenko. The work was supported by RFBR, by the Programs “Physics of solid-state nanostructures” and “Statistical physics”, by INTAS, NWO, and by FWF P13439, ÖNB 6333 and GME, Austria.

-
- [1] A. B. Fowler, F. F. Fang, W. E. Howard, P. J. Stiles, Phys. Rev. Lett. **16** 901 (1966).
 - [2] For a review see: T. Ando, A. B. Fowler, F. Stern, Rev.Mod.Phys. **54** (1982).
 - [3] V. M. Pudalov, S. G. Semenchinskii, V. S. Edel’man, JETP Lett. **39**, 576 (1984).
 - [4] S. V. Kravchenko et al., Phys. Rev. B **50**, 8039 (1994). S. V. Kravchenko et al., Phys. Rev. B **51**, 7038 (1995).
 - [5] For a review see: V. M. Pudalov, in: Physics of Quantum Electron Solid, International Press, S.-T. Chui ed., (1994)
 - [6] S. Das Sarma, E. H. Hwang, cond-mat/9812216. cond-mat/9901117.
 - [7] L. Smrčka, A. Isihara, Journ. Phys. C, **19**, 6777 (1986).
 - [8] B. L. Alstshuler, A. G. Aronov, in: Electron-Electron Interaction in Disordered Systems, A. L. Efros, M. Pollak, Eds., North-Holland, Amsterdam, (1985).
 - [9] A. Houghton, J. R. Senna, and S. C. Ying, Phys. Rev. B **25**, 2196 (1982). S. M. Girvin, M. Johnson, P. A. Lee, Phys. Rev. B **26**, 1651 (1982).
 - [10] S. V. Kravchenko, J. A. A. Perenboom, V. M. Pudalov Phys. Rev. B **44**, 13513 (1991).
 - [11] V. M. Pudalov, M. D’Iorio, J. W. Campbell, JETP Lett. **57**, 608 (1993).
 - [12] S. V. Kravchenko, J. E. Furneaux, V. M. Pudalov, Phys.Rev. B **49**, 2250 (1994). S. V. Kravchenko et al., Phys. Rev. B **51**, 7038 (1995).
 - [13] S. Kivelson, D.-H. Lee, S. Zhang, Phys. Rev. B **46**, 2223 (1992). Phys. Rev. Lett. **69**, 1252 (1992).
 - [14] S. V. Kravchenko, V. M. Pudalov, S. G. Semenchinsky, Phys. Lett. A **141**, 71 (1989). Physica B **169**, 561 (1991). S. V. Kravchenko et al., Phys. Rev. B **47**, 12961 (1993).
 - [15] V. M. Pudalov, G. Brunthaler, A. Prinz, G. Bauer, JETP Lett. **65**, 932 (1997). Physica B, **249-251**, 697 (1998).
 - [16] V. M. Pudalov, G. Brunthaler, A. Prinz, G. Bauer, Physica E **3**, 79 (1998). JETP Lett., **68**, 442 (1998).

FIG. 1. a) Shubnikov-de Haas oscillations in ρ_{xx} measured on the sample Si22 vs gate voltage at $T = 0.29$ K and $B = 2$ T. Dashed line and full dots demonstrate a linear dependence between the number of the quantum level and the gate voltage, from which the n_{ShdH} density is calculated. Inset shows the sample geometry. b) $\omega_c \tau$ vs density at field $B = 0.2$ T.

FIG. 2. Resistivity at zero magnetic field (left Y-axis) vs gate voltage for the sample Si46 for 7 temperature values. Hall density (right Y-axis) as a function of gate voltage at $B = 0.3$ T and $T = 0.29$ K. Dotted line depicts V_{gc} , dashed line is for the density n_{ShdH} calculated from Shubnikov-de Haas oscillations.

FIG. 3. a) Hall resistance as a function of the density, measured at two opposite field directions with sample Si4/32 at $T = 2$ K and $B = 0.2$ T. Dotted curve represents an averaged resistance, $\langle R_{xy} \rangle = (R_{xy}(+B) - R_{xy}(-B))/2$. Bold dashed curve - classical dependence B/ne . b) Deviation in the “Hall-density”, $\delta n_{\text{Hall}} = n_{\text{Hall}} - n_{\text{ShdH}}$, measured at $B = \pm 0.2$ T for six temperatures. Vertical dashed lines mark the critical density n_c . The inset shows ρ_{xx} vs temperature for 11 densities, 2.4, 2.5, 2.6, 2.7, 2.8, 3, 3.2, 3.4, 3.7, 4.7, 5.7, in unites of 10^{11}cm^{-2} .

FIG. 4. Deviation in the “Hall-density”, $\delta n_{\text{Hall}} = n_{\text{Hall}} - n_{\text{ShdH}}$, measured at $B = \pm 0.2$ T with sample Si22 for four temperatures. Error bars indicate typical uncertainty for different temperatures and densities. Dashed line is a guide to the eye. Dotted vertical line marks the critical density n_c . The inset shows ρ_{xx} vs temperature for 11 densities, 1.5, 1.7, 1.8, 1.9, 2.1, 2.4, 2.9, 3.34, 4.3, 5.5, 7.9, in unites of 10^{11}cm^{-2} .

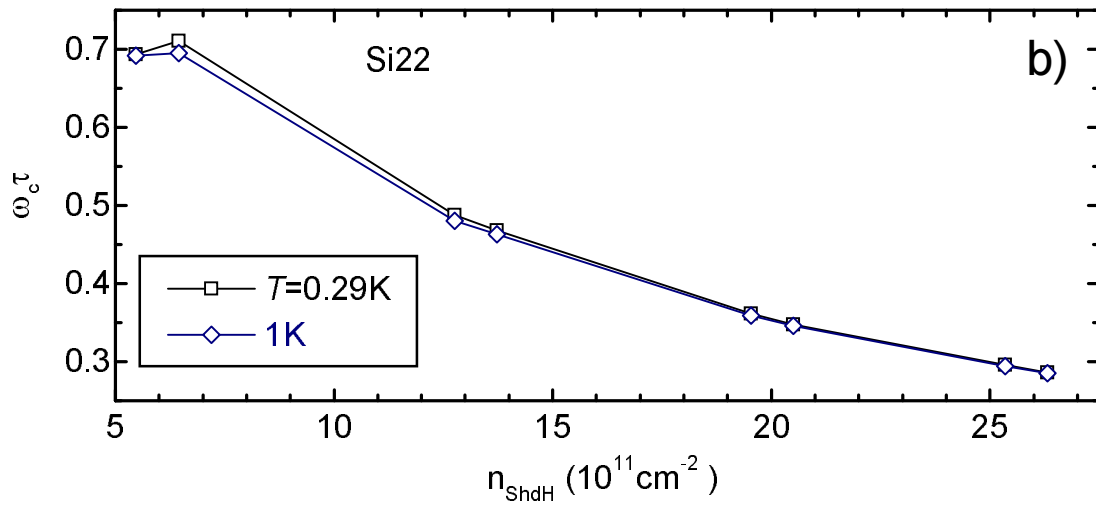
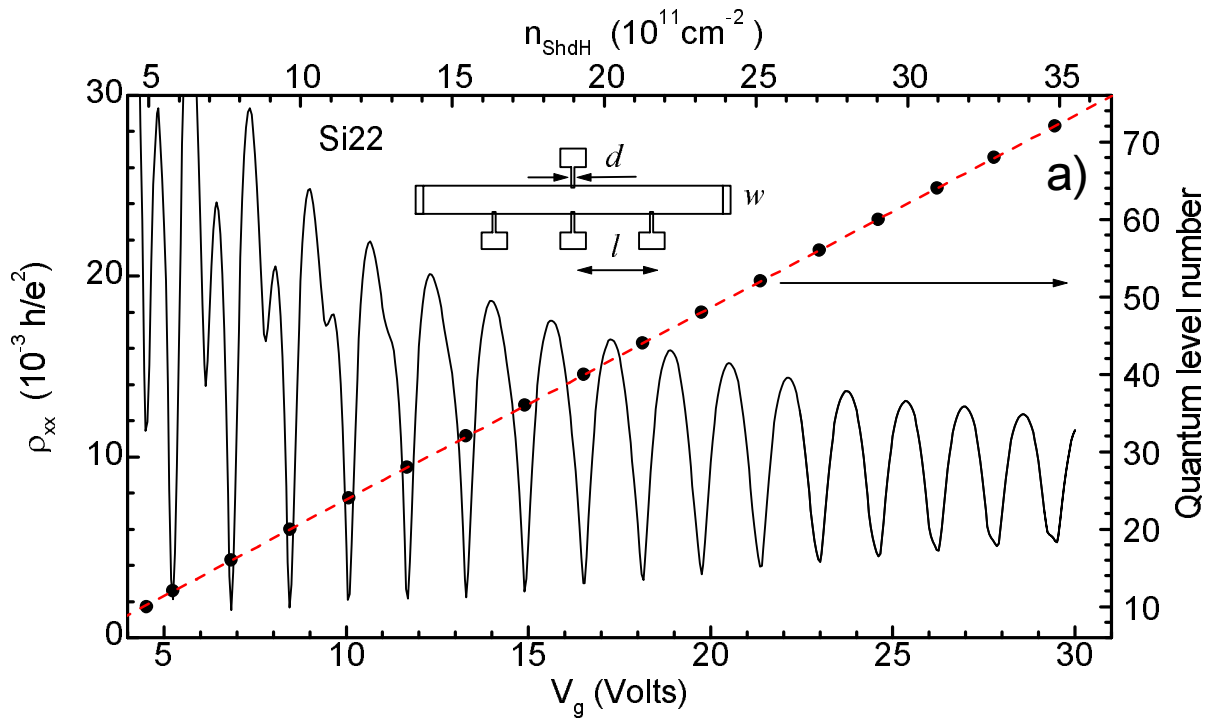


Fig.1
Pudalov et al

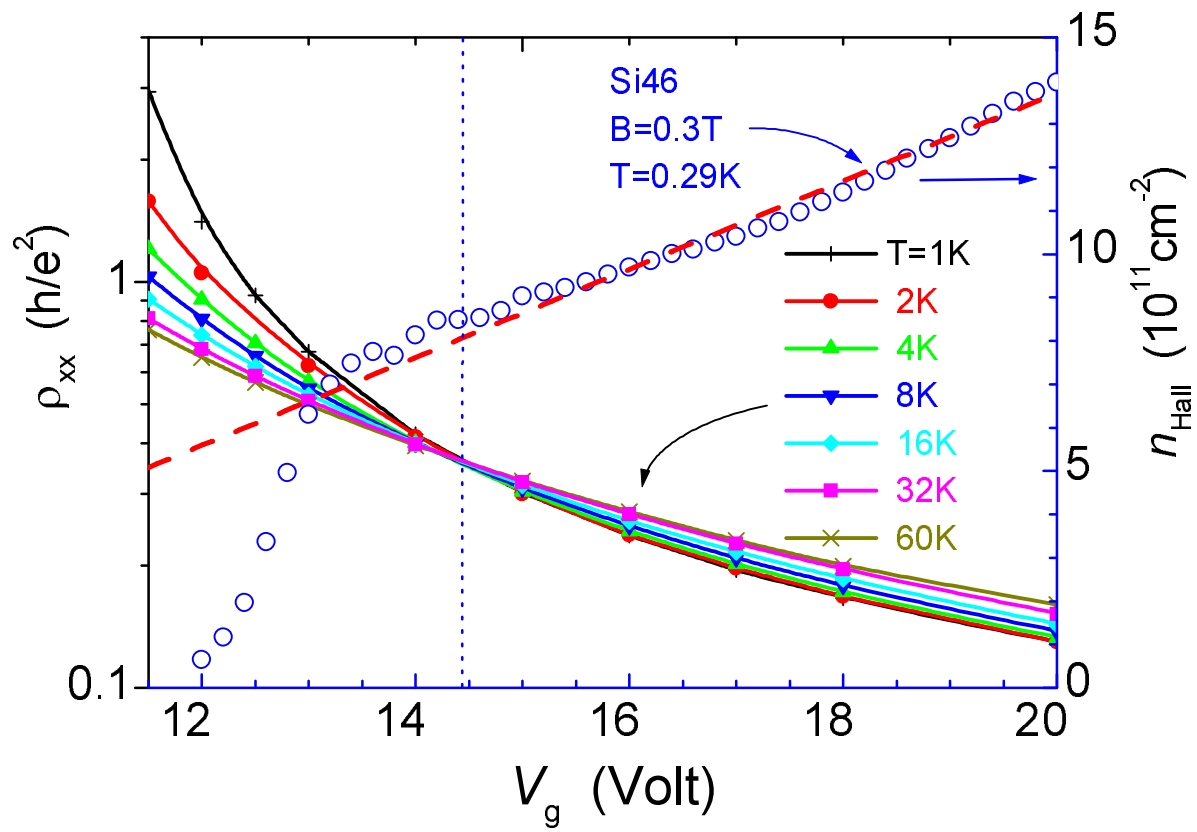


Fig. 2
 Pudalov et al

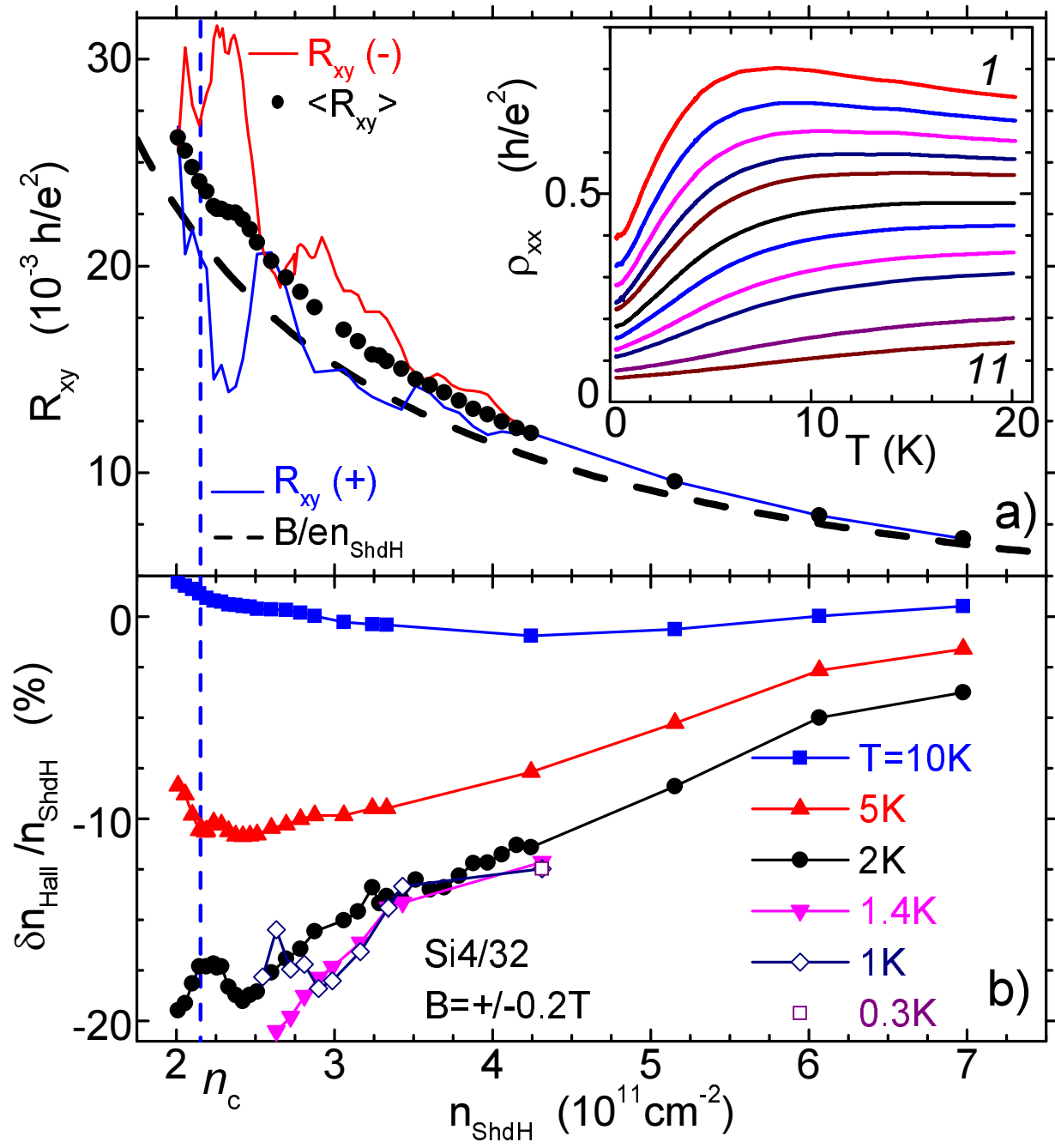


Fig. 3
Pudalov et al

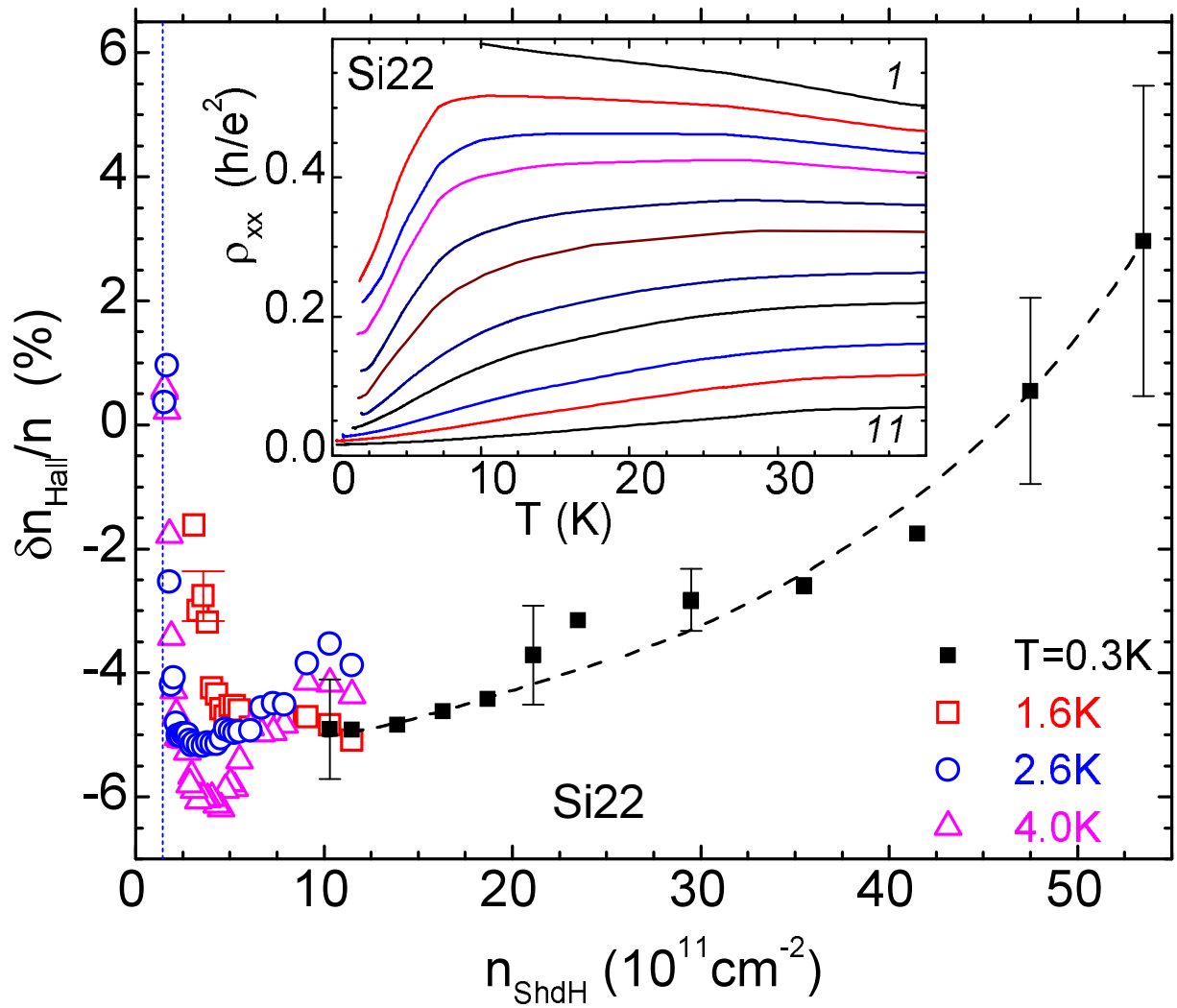


Fig.4
Pudalov et al