

Charge Distribution on Annealed Polyelectrolytes.

M. Castelnovo, P. Sens, and J.-F. Joanny

*Institut Charles Sadron (CNRS UPR 022), 6 rue Boussingault,
67083 Strasbourg Cedex, France.*

August 19, 2019

Abstract

We investigate the equilibrium charge distribution along a single annealed polyelectrolyte chain under different conditions. The coupling between the conformation of the chain and the local charge distribution is described for various solvent qualities and salt concentration. In salt free solution, we find a slight charge depletion in the central part of the chain: the charges accumulate at the ends. The effect is less important if salt is added to the solution since the charge inhomogeneity is localized close to the chain ends over a distance of order of the Debye length. In the case of poor solvent conditions we find a different charging of beads and strings in the framework of the necklace model. This inhomogeneity leads to a charge instability and a first order transition between spherical globules and elongated chains.

1 Introduction

The study of charged polymers is nowadays a field of highly active research [1] because both of their relations with biological systems and of their practical applications. The main advantage compared to neutral polymers comes from the ability of various polyelectrolytes to dissolve in polar solvents and in particular in water. The polymer backbones are ionized and dissociate in the solution into polyions and free counterions. It has been recognized that the distribution of the charges along the polyion chain is an important parameter which allows to distinguish two types of polyelectrolytes [2, 3] : the charge distribution can be either quenched or annealed. For quenched polyelectrolytes, the charges along the chain are in a frozen configuration as in polystyrene sulfonate. The charge distribution depends on the initial chemistry of the macromolecule but remains fixed in the whole range of pH of the solution. On the other hand, the charge distribution of polyacids or polybases strongly depends on pH and therefore the ionization sites are able to move along the chain. By tuning the pH of the solution, the total charge of the polymer can be monitored. One speaks of annealed or weak polyelectrolytes. This extra degree of freedom for the charges leads to some new and non trivial behaviors. Zhulina et al. [4] have shown for grafted layers of weak polyelectrolytes the existence of a regime where the

brush thickness is decreasing when the chain grafting density is increased. This is mainly due to the fact that the net charge of a chain is not fixed but depends on its local environment. Another interesting effect is the behavior of annealed polyelectrolytes in poor solvent. Raphael and Joanny have predicted a first order phase transition from a compact conformation of the chains to an extended state [5]. This phenomenon explains the sharp increase in the viscosity and the anomalous titration curves observed in experiments [2, 3].

The purpose of the present paper is to investigate under various conditions the equilibrium charge distribution along one isolated annealed polyelectrolyte chain, i.e. in the limit of infinite dilution. This problem may seem very academic, but it is a first step towards a more precise understanding of collective properties such as those predicted by Zhulina et al.: in an annealed polyelectrolyte brush or in a related system such as a polyelectrolyte star, one expects the charge distribution to be non-uniform along the chain. This work could also be used to study related systems such as the self-assembly of weakly charged linear micelles, where end effects are known to have a major influence on the size distribution [6].

The first estimation of the charge distribution along a polyelectrolyte chain is due to Berghold et al. [7] using numerical simulations. We find qualitatively the same important result: the charges accumulate at the chain ends where there is less neighboring charges than in the middle of the chain. The charge distribution is thus an end effect. However our model does not describe the computer simulations of ref.[7] since, in their case, the chain conformation is almost unperturbed by the addition of electric charges. It means that the chains used in the simulation are not in an asymptotic regime where one can use the concept of electrostatic blobs. The charge distribution observed in [7] would be better described by a model where the neutral polymer conformation is imposed and where the distribution of a few charges on the chain is then investigated. We will not proceed further with such a model in this paper.

This paper is organized as follows. In section 2 we evaluate the charge distribution in a salt-free solution, in an ideal (theta) solvent. We consider first the effect of the finite length of the chain on the conformation of a polyelectrolyte with a frozen charge distribution and then the charge distribution along an annealed polyelectrolyte. We also generalize our results to the case of good solvents. In section 3, we study the effect of added salt. Finally, we turn to the special case of a poor solvent, and discuss the distribution of charges in the so-called necklace conformation. All the results are discussed in the concluding section.

2 Charge distribution in a salt-free solution

2.1 Conformation of a quenched polyelectrolyte in theta solvent

The charge distribution along a single chain is an end effect: the charges are located at the minima of the electrostatic potential. For an infinite chain, the average potential is constant along the chain; on the contrary, for a finite chain, the charges at the ends have less neighbors than in the center, this leads to inhomogeneities in the electrostatic potential. Our first step is to calculate the end effect on the conformation of a chain with a

frozen charge distribution. We then study the coupling between the conformation and the charge distribution. For a quenched chain with frozen charges, we expect a trumpetlike shape instead of a linear chain of constant electrostatic blobs since the chain is more stretched at the center than at the ends (Fig.1).

We consider a flexible polyelectrolyte of N monomers which carries fN charges distributed uniformly along the chain. The monomer length is denoted by b . The polymer backbone is described in a continuous way and the position of a monomer in space is represented by $\mathbf{r}(s)$; the first derivative $\frac{\partial \mathbf{r}}{\partial s}$ gives the tension along the chain. We neglect the effect of the counterions in this part since we are dealing with a single chain. When the charge distribution along the chain is annealed, the chemical potential of the charges related to the pH of the solution is an important variable. We present here an argument similar to the one given by Brochard for the shape of a tethered polymer in a strong solvent flow [8]. We write a force balance on each point of the chain which amounts to neglecting the fluctuations around the so-called classical path of the polymer (the most probable conformation). The force balance reduces to:

$$\frac{3kT}{b^2} \frac{d^2 \mathbf{r}(s)}{ds^2} = -ef\mathbf{E}(s) \quad (2.1.1)$$

where $\mathbf{E}(s)$ is the average electric field created by the charges of the chain. Eq.(2.1.1) is valid at every point of the chain except for the end points where the force balance on a section of length ds reads:

$$\frac{3kT}{2b^2} \frac{d\mathbf{r}(s)}{ds} = -ef\mathbf{E}(s)ds \quad (2.1.2)$$

because the chain is only stretched by one side at the end point. Since the electrostatic force is proportional to ds , the tension vanishes on the end point of the chain. We now calculate the electric field created by the polymer path $\mathbf{r}(s)$ in order to get a self-consistent equation for $\mathbf{r}(s)$. As we are using a continuous theory, we have to introduce short distance cutoffs to prevent the electric field from diverging. The relevant length at position s on the chain is the local stretching blob size [8]:

$$\frac{dz}{ds} \equiv \frac{\xi(z(s))}{g(z(s))} = \frac{b^2}{\xi(z(s))} \quad (2.1.3)$$

$z(s)$ being the polymer path projected along the direction of stretching and $g(z(s))$ the number of monomer inside the blob centered at $z(s)$. This way of introducing the blob size is totally consistent with the definition of the electrostatic blob, namely the length below which the electrostatic interactions are not relevant. The closest charges to a test charge on the polymer do not contribute significantly to the electric field at this point, because of the natural highly fluctuating state of the neutral polymer backbone. This is shown more precisely in the appendix with a model of chain under tension. The linear charge density is $\frac{Q(z)}{\xi(z)}$ where $Q(z) = f(\frac{\xi(z)}{b})^2$ is the charge of the blob located at z .

The electric field is written therefore as a sum over the contributions of all the blobs:

$$E(z) = \frac{fl_B kT}{eb^2} \left\{ \int_{-L/2}^{z-\xi_z} dz_1 \frac{\xi_{z_1}}{(z-z_1)^2} - \int_{z+\xi_z}^{L/2} dz_1 \frac{\xi_{z_1}}{(z-z_1)^2} \right\} \quad (2.1.4)$$

$l_B = \frac{e^2}{4\pi\epsilon kT}$ is the Bjerrum length characterizing the strength of electrostatic interactions. Eq.(2.1.1) can be integrated over the monomer position s to give an integral equation for the blob size:

$$\frac{3kT}{2\xi_z} = \frac{f^2 l_B kT}{b^4} \int_z^{L/2} dz_2 \xi_{z_2} \left\{ \int_{-L/2}^{z_2 - \xi_{z_2}} dz_1 \frac{\xi_{z_1}}{(z_2 - z_1)^2} - \int_{z_2 + \xi_{z_2}}^{L/2} dz_1 \frac{\xi_{z_1}}{(z_2 - z_1)^2} \right\} \quad (2.1.5)$$

In order to obtain a simple expression for the blob size, we assume that ξ_z is slowly varying with z (assumption checked at posteriori), so that the blob size in the integrals is chosen as its value at position z . This allows for an estimate of the integrals of the right hand side of Eq.(2.1.5):

$$\begin{aligned} \frac{3kT}{2\xi_z^3} &= \frac{uf^2}{b^3} \left\{ \int_z^{L/2 - \xi_M} dz_2 \left[\int_{-L/2}^{z_2 - \xi_{z_2}} \frac{dz_1}{(z_2 - z_1)^2} - \int_{z_2 + \xi_{z_2}}^{L/2} \frac{dz_1}{(z_2 - z_1)^2} \right] \right. \\ &\quad \left. + \int_{L/2 - \xi_M}^{L/2} dz_2 \left[\int_{-L/2}^{z_2 - \xi_M} \frac{dz_2}{(z_2 - z_1)^2} \right] \right\} \end{aligned} \quad (2.1.6)$$

where $u \equiv l_B/b$, and the maximal blob size $\xi_M \equiv \xi(z = L/2 - \xi_M)$.

We finally obtain the blob size:

$$\xi_z = \frac{\xi_{\text{scaling}}}{\left[\ln \left(\frac{(L/2)^2 - z^2}{L \xi_M} \right) + 1 \right]^{1/3}} \quad (2.1.7)$$

where $\xi_{\text{scaling}} = \frac{b}{(uf^2)^{1/3}}$ is electrostatic blob size one gets from the scaling theory. This expression holds for values of z ranging from $-L/2 + \xi_M$ to $L/2 - \xi_M$. The parameters L and ξ_M are determined self-consistently by the following equations:

$$Nb^2 = 2 \int_0^{L/2 - \xi_M} dz \xi_z \quad (2.1.8)$$

$$\xi_M = \frac{\xi_{\text{scaling}}}{\left[\ln \left(\frac{L - \xi_M}{L} \right) + 1 \right]^{1/3}} \quad (2.1.9)$$

Eq.(2.1.8) is the definition of the local stretching blob size and Eq.(2.1.9) the definition of the maximal blob size.

This functional form of the blob size is consistent with the assumption of slow variations with z : the end effect on the conformation of the polyelectrolyte is weak. We also note that we recover the variational result of de Gennes et al. [9] for the logarithmic correction of the total length of the chain if we neglect the z dependence of the logarithm:

$$L \sim \frac{N}{g} \xi_{(z \sim \text{cst})} \sim \frac{Nb^2}{\xi_{\text{scaling}}} \left[\ln \left(\frac{L}{\xi_{\text{scaling}}} \right) \right]^{1/3} \quad (2.1.10)$$

Although the approximation made to obtain the blob size looks quite rough, we believe that we catch in this way the main features of the trumpetlike shape of the chain. One can show that the same result could also be derived from the free energy Eq.(A.3), given in the appendix.

2.2 Charge distribution on an annealed polyelectrolyte

We now turn to the annealed charge distribution [5]. The total charge of the chain is not fixed but it is imposed by the pH of the solution because of dissociation and recombination of ion pairs along the chain. The ionization sites can therefore move freely. For quenched polyelectrolytes, in the previous section, the charges were strictly linked to the polymer backbone and no motion of the charges was allowed. The only way of minimizing the free energy was to change the conformation. With annealed polyelectrolytes, we add an extra degree of freedom and the trumpet effect is less pronounced. We also expect the charges to accumulate preferably at the ends of the chain since the charges miss there approximately half of their neighbors compared to the chain center.

In order to be more quantitative, we model the charges of the chain as a one dimensional gas of interacting particles along the polymer, in contact with a charge reservoir which imposes on average the local charge on a chain. The chemical potential of the charges is directly related to the pH of the solution [5].

Following the results of the appendix, we write the free energy of the system:

$$\begin{aligned}
 F [z(s), f(s)] = & \int_{-N/2}^{N/2} ds \left\{ \frac{3}{2b^2} \left(\frac{dz}{ds} \right)^2 \right. \\
 & + \frac{l_B}{2} \int_{-N/2}^{N/2} ds' f(s) f(s') \left\langle \frac{1}{|\mathbf{r}(s) - \mathbf{r}(s')|} \right\rangle_t \\
 & \left. + f(s) (\ln f(s) - 1) - \mu_{\text{ch}} f(s) \right\} \quad (2.2.1)
 \end{aligned}$$

where $f(s)$ is the local charge distribution along the chain, and $\langle \dots \rangle_t$ refers to the average over the conformation of a chain under tension. The first two terms of Eq.(2.2.1) represent the free energy of a quenched polyelectrolyte with an inhomogeneous charge distribution $f(s)$. The third term is the entropy of a unidimensional ideal gas and the last term fixes the charge of the chain. The minimization of the free energy with respect to $f(s)$ gives a Boltzmann law for the charge distribution:

$$f(s) = f(0) \exp [-(\phi(s) - \phi(0))] \quad (2.2.2)$$

with $\phi(s) = \frac{e\varphi(s)}{kT}$, $\varphi(s)$ being the average electrostatic potential. On the other hand, the minimization with respect to $z(s)$ leads to an equation for the blob size. We rewrite those equations in the following way:

$$\tilde{\phi}(z) = \frac{l_B f(0)}{b^2} \int_{-L/2}^{L/2} dz' \xi_{z'} \exp(-\tilde{\phi}(z')) \left(\frac{1}{|z - z'|} - \frac{1}{|z'|} \right) \quad (2.2.3)$$

$$\xi_z = \frac{\xi_0}{\left[1 + \frac{\xi_0^2}{B^2} \left(1 - \exp(-\tilde{\phi}(z)) \right) \right]^{1/2}} \quad (2.2.4)$$

with $B = \frac{3b^2}{4f(0)}$ and $\tilde{\phi}(z) = \phi(z) - \phi(0)$. The blob size ξ_0 is evaluated at the middle of the chain. The integrals have to be regularised by short distances cutoffs.

Those two equations describe the coupling between the charge distribution and the conformation. The reduced potential $\tilde{\phi}(z)$ vanishes for an infinite chain length and must be small in a wide range of z values for a finite chain length; this is not true when one approaches the end of the chain. As a first approximation, we solve Eq.(2.2.3) by iterating it once with $\tilde{\phi}(z)$. We get a first order solution with respect to the parameter $\frac{l_B f(0) \xi_0}{b^2}$:

$$\tilde{\phi}(z) = \frac{l_B f(0) \xi_0}{b^2} \ln \left(1 - \left(\frac{z}{L/2} \right)^2 \right) \quad (2.2.5)$$

This approximation amounts to calculating the electrostatic potential of a chain of homogeneous blobs having all the same size. The parameter $f(0)$ is the monomer charge fraction at the middle of the chain, we replace it by the average charge fraction [7]:

$$\langle f \rangle = \frac{1}{L} \int_{-L/2}^{L/2} dz f(z) \quad (2.2.6)$$

We obtain finally for the charge distribution:

$$\frac{f(z)}{\langle f \rangle} = 1 - \frac{l_B \langle f \rangle \xi_{\text{scaling}}}{b^2} \left\{ \ln \left(1 - \left(\frac{z}{L/2} \right)^2 \right) + 2(1 - \ln 2) \right\} \quad (2.2.7)$$

Notice that we have replaced ξ_0 by ξ_{scaling} .

Since the charge distribution $f(z)$ depends only on the ratio $\frac{z}{L}$ in this first order theory for the chain of blobs, one can express it easily as a function of the contour length s by replacing $\frac{z}{L}$ by $\frac{s}{N}$. The formula Eq.(2.2.7) is sketched in figure 2 for different charge fractions.

The expansion parameter $\frac{l_B \langle f \rangle \xi_{\text{scaling}}}{b^2}$ is the Manning parameter for the condensation of counterions on a chain of homogeneous electrostatic blobs (see rescaling below). In fact, our result is the same as the one that would obtain at fixed conformation, i.e. with a chain of homogeneous blobs. This is true at the first order of the theory because the end effect on the conformation is weak. This suggests the calculation of the charge distribution of a fully stretched chain, with a rodlike conformation, with the same average charge fraction. One finds:

$$\frac{f(z)}{\langle f \rangle} = 1 - \frac{l_B \langle f \rangle}{b} \left\{ \ln \left(1 - \left(\frac{z}{L/2} \right)^2 \right) + 2(1 - \ln 2) \right\} \quad (2.2.8)$$

We obtain therefore the important result that we can get the charge distribution of a chain of blobs simply by applying the following scaling or coarse-graining relations on the charge distribution of a fully stretched chain:

$$b \longrightarrow \xi_{\text{scaling}} \quad (2.2.9)$$

$$\langle f \rangle \longrightarrow \langle f \rangle g = \langle f \rangle \left(\frac{\xi_{\text{scaling}}}{b} \right)^2 \quad (2.2.10)$$

$$z = sb \longrightarrow \frac{s}{g} \xi_{\text{scaling}} = sb \left(\frac{\xi_{\text{scaling}}}{b} \right)^{-1} \quad (2.2.11)$$

$$L = Nb \longrightarrow \frac{N}{g} \xi_{\text{scaling}} = Nb \left(\frac{\xi_{\text{scaling}}}{b} \right)^{-1} \quad (2.2.12)$$

Those relations are valid at the first order of the theory. Up to this order, one can generalize this result to the case of polyelectrolyte in a good solvent in a straightforward way with the following relations,

$$b \longrightarrow \xi_{\text{scaling}} \quad (2.2.13)$$

$$\langle f \rangle \longrightarrow \langle f \rangle g = \langle f \rangle \left(\frac{\xi_{\text{scaling}}}{b} \right)^{1/\nu} \quad (2.2.14)$$

$$L = Nb \longrightarrow \frac{N}{g} \xi_{\text{scaling}} = Nb \left(\frac{\xi_{\text{scaling}}}{b} \right)^{1-1/\nu} \quad (2.2.15)$$

with $\nu = 1/2$ for a gaussian chain and $\nu = 3/5$ for a chain with excluded volume. In this last case, $\xi_{\text{scaling}} \sim \frac{b}{(uf^2)^{3/7}}$. The validity of this first order theory is controlled by the parameter $\omega = \frac{l_B \langle f \rangle \xi_{\text{scaling}}}{b^2}$ for the theta solvent case. If we use for example some typical parameters of weak polyelectrolytes, $\langle f \rangle \sim 1/20$, $l_B \sim b \sim 7 \text{ \AA}$, then $\omega = 0.4$ and our expression should be a quite good approximation for the charge distribution.

A better than perturbative treatment to solve Eqs.(2.2.3, 2.2.4) would be required to obtain a more accurate expression of the charge distribution.

3 Charge distribution with screened interactions

We investigate in this section the effect of added monovalent salt in the solution on the charge distribution along the chain. The salt does not take part in the dissociation-recombination of the charges and the counterions: we assume therefore that the only effect of salt is to screen the electrostatic interactions. This may be a very rough approximation but it is the simplest way to take into account the salt and it allows us to get an insight in the charge distribution. The electrostatic potential created by an elementary charge reduces to:

$$\varphi(r) = \frac{l_B kT}{e} \frac{\exp(-\kappa r)}{r} \quad (3.1)$$

The Debye-Hückel screening length is given by $\kappa^2 = 8\pi l_B c_s$, c_s being the concentration of monovalent salt. For an infinite quenched polyelectrolyte, the classical picture is a wormlike chain with a persistence length l_P [10]. There are two contributions to this length: the bare persistence length which comes from the intrinsic stiffness of the neutral

backbone, and the electrostatic persistence length due to the screened interactions between the charges that stiffen the chain. The relation between the screening length and this electrostatic persistence length is a controversial problem which has been discussed extensively for a couple of decades since the early work of Odijk [11]. In this paper, we focus on a fully flexible chain where we have $\xi_{\text{scaling}} \gg b$. For this regime, the most recent results [12, 13] seem to confirm the result of Khokhlov and Khachaturian [14] $l_{Pe} \sim \kappa^{-2}$. We do not need here the precise value of the persistence length we will only assume that

$$\xi_{\text{scaling}} \ll \kappa^{-1} \ll l_P \quad (3.2)$$

If $\xi_{\text{scaling}} \gg \kappa^{-1}$, the chain has a swollen conformation with an excluded volume parameter of order κ^{-2} , but in this case the inhomogeneity in the charge distribution is small as the electrostatic interactions are screened at length scales where they are not yet relevant.

In order to derive the charge distribution, we describe the polyelectrolytes with a modified version of the "chain under tension model" proposed by Barrat and Joanny [10]. The original model assumes that the chain is locally stretched with a tension whose orientational correlations extend over distances of order l_P : at short length scales, the polymer behaves like a chain of stretching blobs while at large length scales it shows the conformation of a wormlike chain. Here we focus on short distances since the charge distribution is mainly influenced by electrostatic interactions at these length scales. We neglect therefore the interaction between charges far apart along the chain. The main effect of those interactions is to induce excluded volume statistics at large length scales.

One proceeds as before and writes the free energy for the theta solvent case:

$$\begin{aligned} \frac{F[\mathbf{r}_0(s)]}{kT} &= \int_{-N/2}^{N/2} ds \left\{ \frac{3}{2b^2} \left(\frac{d\mathbf{r}_0(s)}{ds} \right)^2 \right. \\ &\quad + \frac{l_B}{2} \int_{-N/2}^{N/2} ds' f(s) f(s') \left\langle \frac{\exp(-\kappa |\mathbf{r}(s) - \mathbf{r}(s')|)}{|\mathbf{r}(s) - \mathbf{r}(s')|} \right\rangle_t \\ &\quad \left. + f(s) (\ln f(s) - 1) - \mu_{\text{ch}} f(s) \right\} \end{aligned} \quad (3.3)$$

Here \mathbf{r}_0 denotes the classical path of the polymer which follows from our simplified model of chain under tension. After minimization with respect to $f(s)$, we obtain a Boltzmann law for the charge distribution that we rewrite it in terms of electrostatic potential only:

$$\phi(s) = \exp\left(\frac{\mu_{\text{ch}}}{kT}\right) l_B \int_{-N/2}^{N/2} ds \exp(-\phi(s')) \left\langle \frac{\exp(-\kappa |\mathbf{r}(s) - \mathbf{r}(s')|)}{|\mathbf{r}(s) - \mathbf{r}(s')|} \right\rangle_t \quad (3.4)$$

The use of this equation by itself without using the minimization equation with respect to the chain conformation allows the determination of the charge distribution at a fixed conformation of the polymer. We will use here the average conformation of an infinite chain. This approximation is justified by the considerations of section 2.1 about the end

effect on the conformation of a polyelectrolyte with a frozen charge distribution. Here, the number of charges implied in the stretching of the chain, hence the stretching force, are reduced because of the screened interactions. The effect on the conformation should be weaker than in the case of a salt-free solution.

We evaluate the average over the chain conformation in Eq.(3.4) by assuming that the chain is stretched over distances smaller than l_P by a uniform tension $\zeta kT \mathbf{t}$, \mathbf{t} being a unit vector. This average is first expressed in terms of its Fourier transform:

$$\left\langle \frac{\exp(-\kappa |\mathbf{r}(s_1) - \mathbf{r}(s_2)|)}{|\mathbf{r}(s_1) - \mathbf{r}(s_2)|} \right\rangle_t = \int \frac{d^3q}{(2\pi)^3} \frac{4\pi}{q^2 + \kappa^2} \langle \exp [i \mathbf{q} \cdot (\mathbf{r}(s_1) - \mathbf{r}(s_2))] \rangle_t \quad (3.5)$$

For distances smaller than l_P , we have:

$$\langle \exp [i \mathbf{q} \cdot (\mathbf{r}(s_1) - \mathbf{r}(s_2))] \rangle_t = \frac{\sin \left(\frac{q\zeta b^2}{3} (s_1 - s_2) \right)}{\frac{q\zeta b^2}{3} (s_1 - s_2)} \exp \left[-\frac{q^2 b^2}{6} (s_1 - s_2) \right] \quad (3.6)$$

after averaging over the direction of stretching.

Finally, we get [15]

$$\left\langle \frac{\exp(-\kappa |\mathbf{r}(s_1) - \mathbf{r}(s_2)|)}{|\mathbf{r}(s_1) - \mathbf{r}(s_2)|} \right\rangle_t = -\frac{1}{2} \frac{\exp(\kappa^2 r_{s_1 s_2}^2)}{z_{s_1 s_2}} \times \left\{ \exp(\kappa z_{s_1 s_2}) \left(1 - \text{Erf} \left[\kappa r_{s_1 s_2} + \frac{1}{2} \frac{z_{s_1 s_2}}{r_{s_1 s_2}} \right] \right) - \exp(-\kappa z_{s_1 s_2}) \left(1 - \text{Erf} \left[\kappa r_{s_1 s_2} - \frac{1}{2} \frac{z_{s_1 s_2}}{r_{s_1 s_2}} \right] \right) \right\} \quad (3.7)$$

We introduced in Eq.(3.7) the following notations: $\xi_0 = 1/\zeta$ is the stretching blob size. $z_{s_1 s_2} = \frac{b^2}{3\xi_0} (s_1 - s_2)$ is the stretched radius associated with the contour length $(s_1 - s_2)$ and $r_{s_1 s_2} = \left(\frac{b^2}{6} (s_1 - s_2) \right)^{1/2}$ the gaussian radius of the same chain segment. The size of a given chain segment is the gaussian radius for distances inside a blob while at larger length scales, it is given by the stretched radius. For $\xi_0 \ll z_{s_1 s_2} \ll l_P$, we recover the scaling result for the chain of blobs:

$$\left\langle \frac{\exp(-\kappa |\mathbf{r}(s_1) - \mathbf{r}(s_2)|)}{|\mathbf{r}(s_1) - \mathbf{r}(s_2)|} \right\rangle_t = \frac{\exp \left(-\frac{\kappa b^2}{3\xi_0} |s_1 - s_2| \right)}{\frac{b^2}{3\xi_0} |s_1 - s_2|} \quad (3.8)$$

One can see in Eq.(3.8) that the screening length is still the characteristic decay length of the interaction, so that two charges separated by one persistence length ($l_P \gg \kappa^{-1}$) interact only weakly.

According to this result and to our preceding assumption of neglecting interactions between charges far apart along the chain, we use Eq.(3.8) as an interpolating formula over the whole range of length scales, the short distance divergence being removed by a cutoff

at a size ξ_0 . In other words, since charges do not feel each other at distances larger than the persistence length, the charge distribution should be the same within our approximations as the one of a chain of blobs with an imposed rodlike conformation, where the charges interact via a screened Coulomb potential. The conformation of the chain at large lengthscales is not relevant for the charge distribution. Therefore, one can compute easily a first order solution in $\langle f \rangle l_B \xi_0 / b^2$ for the electrostatic potential and for the charge distribution:

$$\frac{f(s)}{\langle f \rangle} = 1 + \frac{3\langle f \rangle l_B \xi_0}{b^2} \left\{ E_1 \left(\left(\frac{N}{2} + s \right) \tilde{\kappa} \right) + E_1 \left(\left(\frac{N}{2} - s \right) \tilde{\kappa} \right) - \frac{2}{N \tilde{\kappa}} \right\} \quad (3.9)$$

with the exponential integral $E_1(x) = \int_x^{+\infty} dt \frac{\exp(-t)}{t}$ and the screening length expressed in terms of contour length $\tilde{\kappa} = \frac{\kappa b^2}{3\xi_0}$. The charge distribution is sketched in figure 3 for different screening length. We have introduced in Eq.(3.9) the average charge fraction $\langle f \rangle$ instead of the parameter μ_{ch} . The characteristic decay length of the charge variation from the ends is of order κ^{-1} .

As in the preceding section, it is interesting to compare this result to the case of a fully stretched chain with the same average charge :

$$\frac{f(s)}{\langle f \rangle} = 1 + \frac{\langle f \rangle l_B}{b} \left\{ E_1 \left(\left(\frac{N}{2} + s \right) b\kappa \right) + E_1 \left(\left(\frac{N}{2} - s \right) b\kappa \right) - \frac{2}{Nb\kappa} \right\} \quad (3.10)$$

This form for the charge distribution of a fully stretched chain was first derived by Berghold et al. [7]. We obtain therefore the same physical result as in the case of a salt-free solution: the charge distributions Eqs.(3.9, 3.10) are obtained from one another by the following rescaling:

$$b \longrightarrow \xi_0 \quad (3.11)$$

$$\langle f \rangle \longrightarrow \langle f \rangle g = \langle f \rangle \left(\frac{\xi_0}{b} \right)^{1/\nu} \quad (3.12)$$

$$sb\kappa \longrightarrow \frac{s}{g} \xi_0 \kappa = sb\kappa \left(\frac{\xi_0}{b} \right)^{1-1/\nu} \quad (3.13)$$

$$L = Nb \longrightarrow \frac{N}{g} \xi_0 = Nb \left(\frac{\xi_0}{b} \right)^{1-1/\nu} \quad (3.14)$$

where ξ_0 is the scaling electrostatic blob size. As discussed in the preceding section, those relations are valid both for a theta solvent ($\nu = 1/2$) and a good solvent ($\nu = 3/5$) up to the first order of the theory. We recover the same other qualitative conclusions as in the case of a salt-free solution.

Note that our results have been derived for polyelectrolytes that fulfill the inequality Eq.(3.2). Otherwise, one has to take more carefully into account the conformation of the chain. In particular, if $\xi_0 \sim \kappa^{-1}$, one reaches the so-called cross-over regime for

the persistence length and a more sophisticated model is needed. We believe however that the characteristic length of the variation of the charge distribution will still be the Debye-Hückel screening length.

One may be tempted to interpret the simulation results of Berghold et al. [7] in the framework of our theory. However, as mentioned in the introduction, they have not enough charges in their system to reach the asymptotic regime that we are describing. For example, the structure factor of the chains does not evolve when the charge fraction varies and is characteristic of a chain with excluded volume interactions. This indicates clearly that the charges do not perturb the conformation of this weakly charged polymer in a good solvent but that they interact anyway with each other in this highly fluctuating regime corresponding to a neutral polymer behavior. The charge inhomogeneity predicted by our model is stronger than that of the simulation. This is because their situation corresponds to a single electrostatic blob. The effect should be enhanced if one reaches the many blob regime described in this paper.

4 Charge distribution in a poor solvent

The distinction between quenched and annealed polyelectrolytes is particularly important in a poor solvent where it leads to an unusual behavior of titration curves of polyacids or polybases. This was first studied theoretically by Raphael and Joanny in their early work on annealed polyelectrolytes [5]. The exchanges between the charges on the chain and those in the solution combined with the attractive interactions in the poor solvent lead to a charge instability and to a first order phase transition between spherical globules and elongated chains of electrostatic blobs. Throughout this section, the “electrostatic blob” length designs the lengthscale below which the gaussian statistics is only slightly perturbed by the charges. Our aim is to find the charge distribution along the chains when they are in the stable regime and to investigate more precisely the relationship between the charge distribution and the transition towards the unstable regime. In their work on annealed polyelectrolytes, Raphael and Joanny chose a globular blob model to describe the polyelectrolyte chain in a poor solvent: at short length scales the attractive interactions dominate over the electrostatic interaction while at larger length scales the electrostatic interactions dominate. Note that at very short length scales, the attractive interactions are not yet relevant and are dominated by the gaussian fluctuations of the polymer backbone. This introduces a thermal blob size $\xi_T = b/\tau$, where τ is the reduced temperature $\frac{|T-\theta|}{\theta}$ that measures the solvent strength. The polyelectrolyte conformation can then be described as a chain of globular blobs, the internal structure of a globular blob being a close packing of thermal blobs of size ξ_T . The monomer density in this collapsed state is given by τ/b^3 . However, this state is always unstable with respect to the total length fluctuations of the chain because of the weakness of the restoring force to stretching of a cylindrical globule. Dobrynin et al. [16] have shown that a necklace conformation is more stable, where the chain can be viewed as a succession of beads connected by narrow strings (Fig.4). The beads have the same structure as the globular

blobs, while the strings are described as linear arrays of thermal blobs. We now show that the qualitative description of the instability of annealed polyelectrolytes with respect to charge fluctuations is still correct if we start from a necklace conformation instead of a cylindrical globule conformation. We neglect therefore in a first step all the charge inhomogeneities along the chain.

The free energy of a quenched polyelectrolyte in a cylindrical globule conformation of length L and width D has two contributions: the surface energy $F_{\text{surf}}^{(\text{cyl})} = \gamma LD$, γ being the surface tension of the globule given by $\frac{kT}{\xi_T^2}$, and the electrostatic energy $F_{\text{elec}}^{(\text{cyl})} = \frac{kT l_B (fN)^2}{L}$ up to a logarithmic factor. At equilibrium, those energies are of the same order of magnitude and this gives the value of $D \sim \frac{b}{(uf^2)^{1/3}}$ with as before $u \equiv l_B/b$. The cylindrical globule conformation does not exist at low and high values of the charge fraction f ; the stable conformations are respectively the spherical globules and the elongated chain of electrostatic blobs. By comparing the free energies of those different conformations, we get the range of stability of the cylindrical globule:

$$\left(\frac{\tau}{uN}\right)^{1/2} < f < \tau^{3/2} u^{-1/2} \quad (4.1)$$

For a quenched polyelectrolyte in a necklace conformation, we recover two analogous contributions to the free energy $F_{\text{surf}}^{(\text{nec})}$ and $F_{\text{elec}}^{(\text{nec})}$. At the level of the scaling laws, one has $F_{\text{surf}}^{(\text{cyl})} \sim F_{\text{surf}}^{(\text{nec})}$ since the surface of the strings is negligible compared to that of the beads. The gain in free energy when one passes from the cylindrical globule to the necklace comes from the change in electrostatic interactions: in the necklace conformation, the beads are further apart. Therefore the free energy is slightly reduced for a necklace. Following the work of Dobrynin et al., the equilibrium free energy reads:

$$\frac{F_{\text{quenched}}^{(\text{nec})}}{kT} = (N - M_{\text{st}})\tau u^{1/3} f^{2/3} + M_{\text{st}}\frac{u}{\tau}f^2 + Nf(\tau u)^{1/2} \quad (4.2)$$

In Eq.(4.2), $M_{\text{st}} = fN\left(\frac{u}{\tau^3}\right)^{1/2}$ is the total number of monomers belonging to strings. The first term is the self-energy of the beads. The second term is the self-energy of the strings. Finally, the last term represents the dominant electrostatic interactions, namely the interaction between beads. It is convenient to express each term of Eq.(4.2) as a function of the ratio $\frac{\xi_T}{D}$, D being the diameter of the beads equal to the globular blob size in the model of Dobrynin et al. This ratio is small for a typical necklace conformation and allows us to compare the relative magnitude of the various terms in Eq.(4.2):

$$N\tau u^{1/3} f^{2/3} \sim N\tau^2 \frac{\xi_T}{D} \quad (4.3)$$

$$Nf(\tau u)^{1/2} \sim N\tau^2 \left(\frac{\xi_T}{D}\right)^{3/2} \quad (4.4)$$

$$M_{\text{st}}\tau u^{1/3} f^{2/3} \sim N\tau^2 \left(\frac{\xi_T}{D}\right)^{5/2} \quad (4.5)$$

$$M_{\text{st}} \frac{uf^2}{\tau} \sim N\tau^2 \left(\frac{\xi_T}{D} \right)^{9/2} \quad (4.6)$$

Some of the terms of the free energy are not relevant, but we keep them since they help in the interpretation of some of the following results.

The free energy of an annealed polyelectrolyte in a necklace conformation reads:

$$\frac{F_{\text{annealed}}^{(\text{nec})}}{kT} = \frac{F_{\text{quenched}}^{(\text{nec})}}{kT} + Nf(\ln f - 1) - \mu_{\text{ch}} Nf \quad (4.7)$$

where we add the entropy of the charges along the chain and the chemical potential associated to exchanges between the charges and the solution. The equilibrium value of the average charge fraction f minimizes the free energy Eq.(4.7):

$$\frac{\mu_{\text{ch}}}{kT} = \frac{\mu(f)}{kT} = \ln f + \frac{2(N - M_{\text{st}})\tau u^{1/3}}{3N f^{1/3}} + 2\frac{M_{\text{st}}}{N} \frac{u}{\tau} f + (\tau u)^{1/2} \quad (4.8)$$

The charge chemical potential, is equal up to a constant to the pH of the solution; it fixes the average charge of the chain. In titration experiments, one plots $\mu(f)$ vs f . The charge fraction obtained from Eq.(4.8) corresponds to a minimum of the free energy if

$$\frac{1}{f} - \frac{2(N - M_{\text{st}})\tau u^{1/3}}{9N f^{4/3}} + 2\frac{M_{\text{st}}}{N} \frac{u}{\tau} > 0 \quad (4.9)$$

Up to lowest order in $\frac{\xi_T}{D}$, this inequality is rewritten as:

$$f^{1/3} > \frac{2}{9}\tau u^{1/3} \quad (4.10)$$

Since the necklace conformation, as the cylindrical globule exists for the range of charge fraction given by Eq.(4.1), the polyelectrolyte chain in the necklace conformation is stable with respect to charge fluctuations if

$$\tau < u^{-3/5} N^{-1/5} \quad (4.11)$$

up to a numerical prefactor. One recovers the upper bound for stability of the cylindrical globule phase found by Raphael and Joanny. This is a trivial result since the dominant term in the free energies and so the underlying physics are the same. Notice the close relation between this instability and the counterion condensation on a chain with a quenched charge distribution. In this last case, the inequality Eq.(4.11) indicates the regime where one never has counterion condensation for a necklace conformation [16] at fixed τ . Furthermore, Dobrynin et al. [17] show in a recent paper that there is no condensation of counterions on the beads if the inequality Eq.(4.10) holds. Those analogies come from the fact that in our formalism for the annealed charge distribution exchanges between the charges on the chain and in the solution are taken into account, and counterion condensation is also described.

Eq.(4.8) and Eq.(4.9) were derived at fixed conformation. It means that we imposed that M_{st} is independent of f . If we relax this constraint and take into account the variation of M_{st} with f , higher order terms are added to Eq.(4.8) and Eq.(4.9) but the final result is not changed. For $\tau < u^{-3/5} N^{-1/5}$, $\mu(f)$ is an increasing function of f , while for $\tau > u^{-3/5} N^{-1/5}$ it shows a decreasing part in a range of f values. One can show that the stable state for this latter case is obtained from a Maxwell equal area construction¹ for the curve $\mu(f)$. This corresponds to two coexisting type of chains in the solution: spherical globules with low f and chains of thermal blobs with high f .

A way of getting more precise information about the instability is to investigate the evolution of the charge distribution along the chain when the system approaches the transition for $\tau < u^{-3/5} N^{-1/5}$ where the necklace conformation is still stable. We present here a simplified model for the charge distribution: we assume that each monomer of the beads has a charge $f - \delta f$ and each monomer of the strings has a charge $f + \delta f'$, and we estimate the corresponding free energy. The choice of the sign of the deviation around the average value f is motivated by the fact that the charges are closer in the beads than in the strings. If one allows the charges to move, we expect therefore a charging of the strings. The strength of the effect is related to the distance to the transition as shown below. Of course this two-phase approximation for the the charge distribution does not take into account the finite length of the chain as in the preceding sections but we expect that the effect of chain ends is small on the transition. For a sake of simplicity, we work as before at fixed conformation and impose M_{st} to be independent of f . A more precise calculation that relaxes this constraint gives the same result at leading order. Since we are dealing with a homogeneous scaling theory, we use the following prescription for the evaluation of the changes in the free energy Eq.(4.7):

- $f \rightarrow f - \delta f$ in the self-energy of the beads
- $f \rightarrow f + \delta f'$ in the self-energy of the strings
- $Nf \rightarrow (N - M_{\text{st}})(f - \delta f) + M_{\text{st}}(f + \delta f')$ in the interaction energy between the beads and in the exchange term
- $Nf \ln f \rightarrow (N - M_{\text{st}})(f - \delta f) \ln (f - \delta f) + M_{\text{st}}(f + \delta f') \ln (f + \delta f')$ in the entropy of the charges

In a first approach, if we assume that the charge fluctuations δf and $\delta f'$ are small, we can compute the change in the free energy $\Delta F = F_{\text{annealed}}^{(\text{nec})}(f, \delta f, \delta f') - F_{\text{annealed}}^{(\text{nec})}(f, 0, 0)$ up to second order in δf and $\delta f'$ and we get finally the charge distribution along the chain by minimizing ΔF with respect to δf and $\delta f'$:

$$\delta f = \frac{\frac{M_{\text{st}}}{N} \left(\frac{2}{3} \frac{\tau u^{1/3}}{f^{1/3}} - 2 \frac{uf}{\tau} \right)}{\frac{1}{f} - \frac{2}{9} \frac{\tau u^{1/3}}{f^{4/3}}} \quad (4.12)$$

¹One has to equal the free energy of a spherical globule and of a chain of blobs to obtain this construction.

$$\delta f' = \frac{\frac{N-M_{\text{st}}}{N} \left(\frac{2}{3} \frac{\tau u^{1/3}}{f^{1/3}} - 2 \frac{uf}{\tau} \right)}{\frac{1}{f} + 2 \frac{u}{\tau}} \quad (4.13)$$

where the equilibrium charge fraction f is given by Eq.(4.8).

Before interpreting those results, we check their consistency with our assumptions. First the deviations $\frac{\delta f}{f}$ and $\frac{\delta f'}{f}$ are of order $\left(\frac{\xi_t}{D}\right)^\alpha$ with $\alpha > 1$, except when the denominator of Eq.(4.12) vanishes, a case discussed below. Therefore the effect of the charge distribution between the beads and the strings is weak. One can explain the weakness of the effect with the following argument: inside a bead, the electrostatics perturbs only slightly the conformation of the chain. On the opposite, two beads interact strongly because of their high charges. If we look for the electrostatic potential produced by a quenched conformation of charges, we expect the beads to behave as a potential well: the first relevant interactions of a test charge in a string with the neighboring charges are those with the two closest beads and so occur at shorter distances than for a test charge in a bead. In a very rough estimation, the electrostatic potential in a string is twice that in a bead. This explains the weakness of the charging of the strings.

In agreement with what we were expecting, δf and $\delta f'$ are positive. The first positive term in the numerator of Eq.(4.12) and Eq.(4.13) represents the electrostatic energy of the charges in the beads and tends to deplete the charges from the beads while the second term in the numerator represents the electrostatic energy of the charges in the strings and tends to limit the charging of the strings. The leading term is the first one.

As mentioned before, a change in the charge distribution of a necklace drives a change in the conformation. For example, if one decreases the bead charge, the bead size increases because more monomers carrying less charges can be aggregated. Since the charge distribution inhomogeneities are weak, except for the region of instability, it is a reasonable approximation to work at fixed conformation, although we were able to manage the calculation including a change in conformation where the parameter M_{st} remains free to adjust at its optimal value as mentioned above.

The most striking feature of Eq.(4.12) is that according to the inequality Eq.(4.10), the deviation of the charge of a monomer in a bead is diverging when τ reaches the value $u^{-3/5}N^{-1/5}$. Therefore, the charge instability corresponds to a divergence of the inhomogeneity in the charge distribution along the chain. However, our simple calculation does not allow any quantitative description of the transition towards coexisting phases at $\tau \sim u^{-3/5}N^{-1/5}$ since it is a perturbative treatment.

5 Concluding remarks

We have presented in this paper an estimation of the equilibrium charge distribution on an annealed polyelectrolyte chain under various conditions. The charge distribution is mostly an effect of the finite length of the chain, since an infinite chain possess a translational invariance (for the equilibrium properties). Our model for a salt-free solution in a theta or a good solvent leads to self-consistent equations coupling the conformation of the chain

and the charge distribution. The chain conformation is the so-called classical path of the polymer. All the fluctuations around this most probable path are neglected.

When one fixes the distribution of the charges along the chain, one can investigate the conformation of the chain alone. We predict in this case a trumpetlike shape, with a local electrostatic blob size $\xi(z)$ increasing towards the end of the chains. The explicit dependency of the blob size with z is found by using a model very similar to that used by Brochard to study polymers in strong flows. The end effect on the conformation is weak and the conformation is very close to the one obtained from homogeneous scaling arguments.

When the charge distribution is annealed, we only need to consider an imposed conformation for the chain as a linear array of electrostatic blobs with all the same size. The charges accumulate at the ends of the chain. This result does not change the qualitative behavior of an annealed polyelectrolyte solution compared to a solution of polyelectrolytes with quenched charge distributions, but it shows that annealed polyelectrolytes might exhibit some interesting collective properties where end effects are known to be very important (such as adsorption on a charged surface). In the case of theta or good solvent for example, similar properties have been predicted [4] for weak polyelectrolyte brushes. With a similar model, we show that the effect of added salt is to produce a faster decay of the inhomogeneity in the charge distribution along the chain. This charge heterogeneity decays over a length of the order of the Debye-Hückel screening length. Our predictions for the charge distribution cannot however be directly compared to the first simulation made by Berghold et al. [7] because we are not describing the same scaling regimes for the charge distribution.

In the case of a solution in a poor solvent, one finds another example of the typical collective properties of the annealed polyelectrolytes mentioned above: within a certain range of parameters, there is a first order phase transition between spherical globules with low f and chain of electrostatic blobs with high f , induced by a charge instability on the chains. We show that this instability is associated with the divergence of the charge distribution inhomogeneity along the chain.

Our work suggests that it would be interesting to have more precise experimental or numerical evidence on the behavior of annealed polyelectrolytes in poor solvents. A comparison with the simulations of Micka et al. [18]. on the behavior of strongly charged quenched polyelectrolytes in poor solvent would also give an insight on the close relation between counterion condensation on quenched polyelectrolytes and the annealed charge distribution.

Acknowledgements: We would like to thank C. Seidel and R. Netz for helpful discussions about the various behaviors of annealed polyelectrolytes. This research was supported by the Deutsche Forschung Gemeinschaft through the Schwerpunkt "Polyelektrolyte".

Appendix: Introduction of a blob size with a model of chain under tension.

In this appendix, we show how the stretching blob size can be interpreted as a short distance cutoff of the electrostatic interactions by considering a variational model of chain under tension. The description of a polyelectrolyte with such a model has proven successful (for a review, see for example [1]) and it has the important advantage of allowing for explicit calculations.

The hamiltonian of a single chain is:

$$\frac{H}{kT} = \int_{-N/2}^{N/2} ds \left\{ \frac{3}{2b^2} \left(\frac{d\mathbf{r}}{ds} \right)^2 + \frac{l_B f^2}{2} \int_{-N/2}^{N/2} ds' \frac{1}{|\mathbf{r}(s) - \mathbf{r}(s')|} \right\} \quad (\text{A.1})$$

We choose as a trial hamiltonian the one of a chain under a tension $\mathbf{F}(s)$:

$$\frac{H_t}{kT} = \int_{-N/2}^{N/2} ds \left\{ \frac{3}{2b^2} \left(\frac{d\mathbf{r}}{ds} \right)^2 - \mathbf{F}(s) \cdot \frac{d\mathbf{r}}{ds} \right\} \quad (\text{A.2})$$

so that the upper bound of the free energy reads up to an irrelevant constant:

$$\frac{F_{\text{bound}}(z(s))}{kT} = \int_{-N/2}^{N/2} ds \left\{ \frac{3}{2b^2} \left(\frac{dz}{ds} \right)^2 + \frac{l_B f^2}{2} \int_{-N/2}^{N/2} ds' \left\langle \frac{1}{|\mathbf{r}(s) - \mathbf{r}(s')|} \right\rangle_t \right\} \quad (\text{A.3})$$

where

$$\frac{dz}{ds} \equiv \left\langle \left(\frac{d\mathbf{r}}{ds} \right) \right\rangle_t \cdot \frac{\mathbf{F}(s)}{F(s)} = \frac{F(s)b^2}{3} \quad (\text{A.4})$$

The brackets denote an average over the trial statistical weight. With Eq.(A.4) we choose $z(s)$ as the variational parameters instead of $F(s)$.

To compute the electrostatic contribution to the free energy, we evaluate the average of the inverse of the distance between two monomers. This is done in a straightforward way:

$$\left\langle \frac{1}{|\mathbf{r}(s) - \mathbf{r}(s')|} \right\rangle_t = \frac{\text{Erf} \left[\left(\frac{3}{2} \right)^{1/2} \frac{|z(s) - z(s')|}{|s - s'|^{1/2} b} \right]}{|z(s) - z(s')|} \quad (\text{A.5})$$

with the error function $\text{Erf}(x) = \frac{2}{\sqrt{\pi}} \int_0^x dy \exp(-y^2)$. For short separations, the average can be rewritten as:

$$\left\langle \frac{1}{|\mathbf{r}(s) - \mathbf{r}(s')|} \right\rangle_t \xrightarrow{s \rightarrow s'} \left(\frac{3}{\pi} \right)^{1/2} \frac{1}{b |s - s'|^{1/2}} \quad (\text{A.6})$$

There is therefore no short distances divergence in the calculation of the average electrostatic potential. This is due to the highly fluctuating state of a stretched gaussian chain for length scales smaller than the stretching blob size. The average of the inverse

distances turn out to be close to the inverse of the average distances when the argument of the error function is of order of one. This defines in a very natural way the number of monomers in a blob:

$$g = \left(\frac{b}{\alpha}\right)^2 \quad (\text{A.7})$$

Since a blob has gaussian statistics $\xi \sim g^{1/2}b$, we recover the definition of the stretching blob size $\frac{dz}{ds} = \alpha = \frac{b^2}{\xi}$.

Therefore, we find that the charges located in a blob centered at $z(s)$ do not introduce short distances divergence, and so do not contribute significantly to the average electrostatic potential at this point. For reasons of simplicity, we replace in the rest of the paper the regularising effect of the error function implied in the calculation of the average electrostatic potential by the introduction of short distances cutoffs. Finally, we notice that we get the same result for the blob size under the same approximations (weak effect) as the calculation presented in section 2 by minimizing the upper bound of the free energy derived in this appendix. We actually use this last formalism to obtain the charge distribution along an annealed polyelectrolyte chain.

References

- [1] J.L. Barrat and J.F. Joanny. *Adv. Chem. Phys.*, 94:1–66, 1995.
- [2] G. Muller, J.C. Fenyo, C. Braud, and E. S el egny. Compact conformation of polyions stabilized by non-electrostatic short range interactions. In *Polyelectrolytes and their applications*. edited by A. Rembaum and E. S el egny (Reidel, New York, N.Y.), 1975.
- [3] P.L. Dubin and U.P. Strauss. Hypercoiling in hydrophobic polyacids. In *Polyelectrolytes and their applications*. edited by A. Rembaum and E. S el egny (Reidel, New York, N.Y.), 1975.
- [4] E.B. Zhulina, T.M. Birstein, and O.V. Borisov. *Macromolecules*, 28:1491–1499, 1995.
- [5] E. Raphael and J.F. Joanny. *Europhys. Lett.*, 13:623–628, 1990.
- [6] P. van der Schoot. *Langmuir*, 13:4926–4928, 1997.
- [7] G. Berghold, P. van der Schoot, and C. Seidel. *J. Chem. Phys.*, 107:8083–8088, 1997.
- [8] F. Brochard-Wyart. *Europhys. Lett.*, 23:105–111, 1993.
- [9] P.G. de Gennes, P. Pincus, R.M. Velasco, and F. Brochard. *J. Phys.*, 37:1461–1473, 1976.
- [10] J.L. Barrat and J.F. Joanny. *Europhys. Lett.*, 24:333–338, 1993.
- [11] T. Odijk. *J. Polym. Sci.*, 15:477–483, 1977.

- [12] R. Netz and H. Orland. Variational theory for a single polyelectrolyte chain. in press, 1999.
- [13] B.Y. Ha and D. Thirumalai. Persistence length of flexible polyelectrolyte chains. preprint, 1999.
- [14] A.R. Khokhlov and K.A. Khachaturian. *Polymer*, 23:1742–1750, 1982.
- [15] I.S. Gradshteyn and I.M. Ryzhik. *Table of integrals, series, and products*. Academic press, 1980.
- [16] A.V Dobrynin, M. Rubinstein, and S.P. Obukhov. *Macromolecules*, 29:2974–2979, 1996.
- [17] A.V. Dobrynin and M. Rubinstein. Hydrophobic polyelectrolytes. preprint, 1999.
- [18] U. Micka, C. Holm, and K. Kremer. Strongly charged, flexible polyelectrolytes in poor solvents - a molecular dynamics study. preprint, 1999.

Figure Captions

Figure 1: Trumpetlike conformation: L is the total length of the chain, ξ_M is the maximal blob size.

Figure 2: Charge distribution in a salt-free solution under theta solvent conditions: $N = 130$, $l_B = b = 7\text{\AA}$.

Figure 3: Charge distribution with added salt under theta solvent conditions: $\langle f \rangle = 1/20$, $N = 130$, $l_B = b = 7\text{\AA}$.

Figure 4: Necklace conformation: the inhomogeneity in the charge distribution is modeled by different charging of beads $f - \delta f$ and strings $f + \delta f'$.

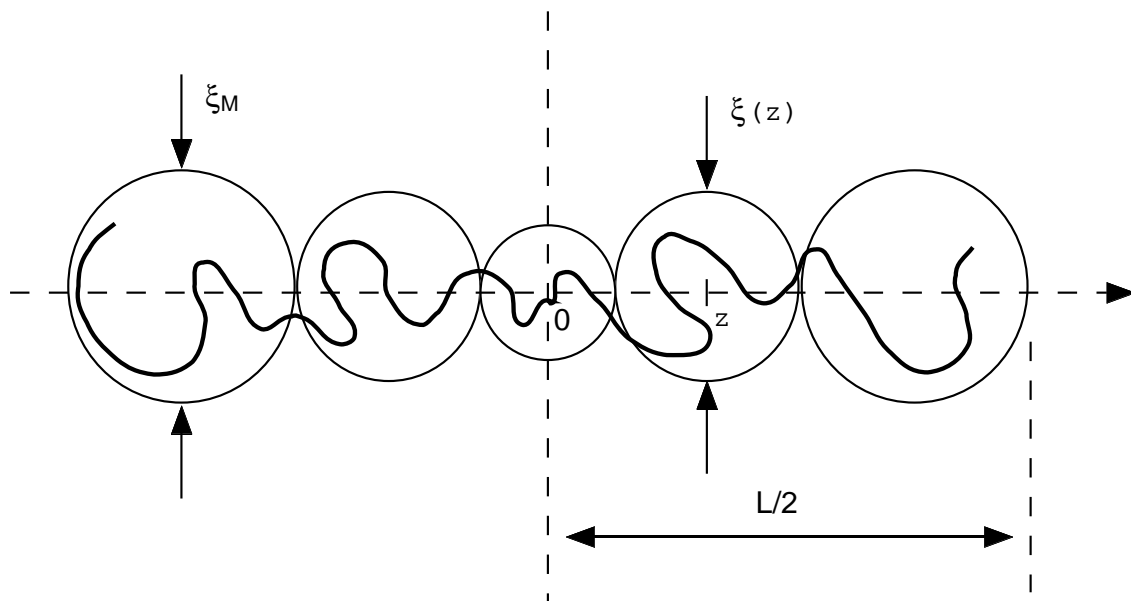


Figure 1 Castelnovo et al.

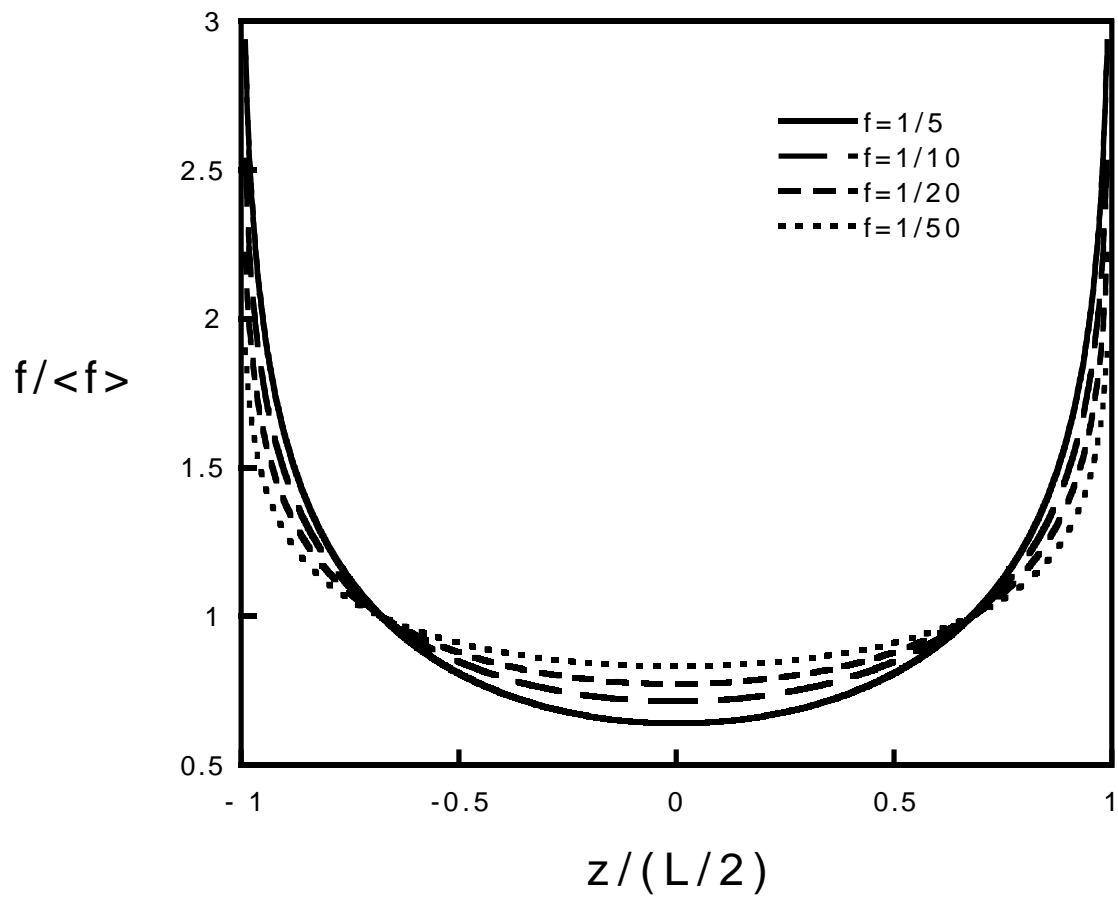


Figure 2 Castelnovo et al.

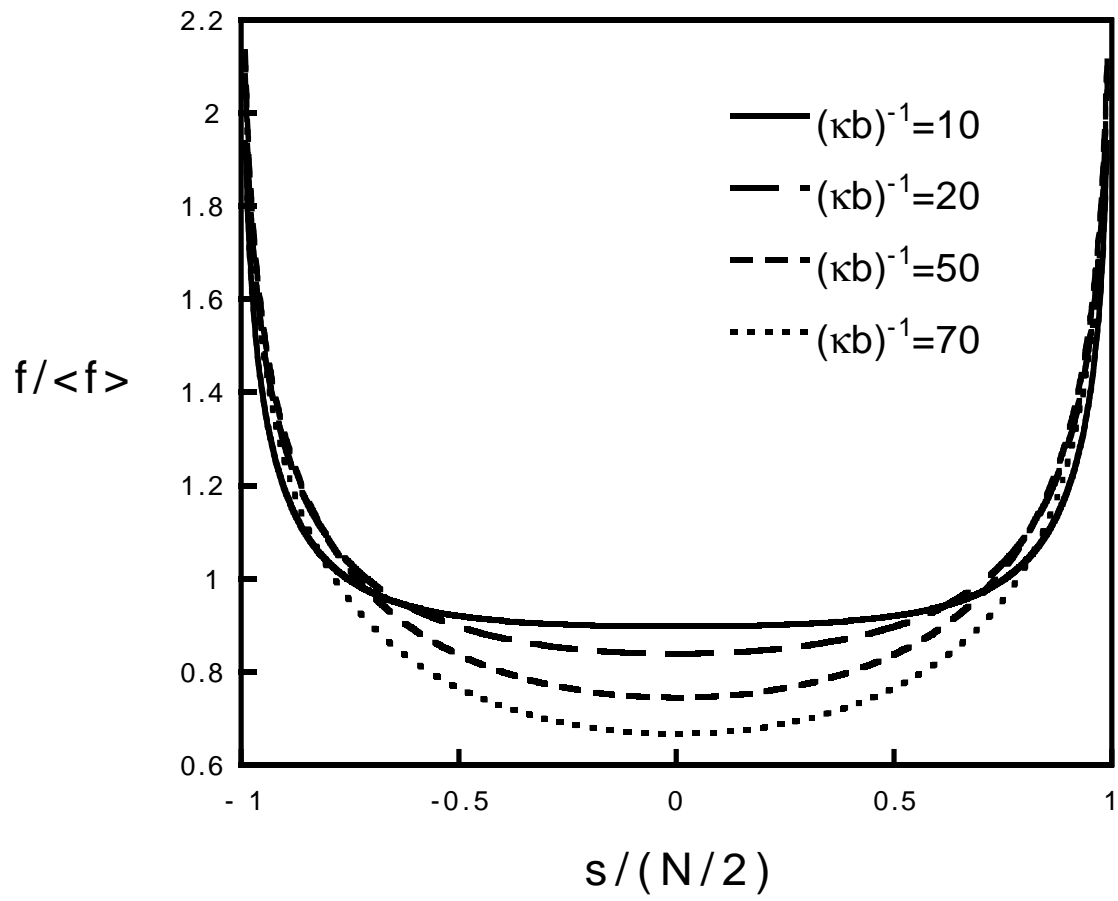


Figure 3 Castelnovo et al.

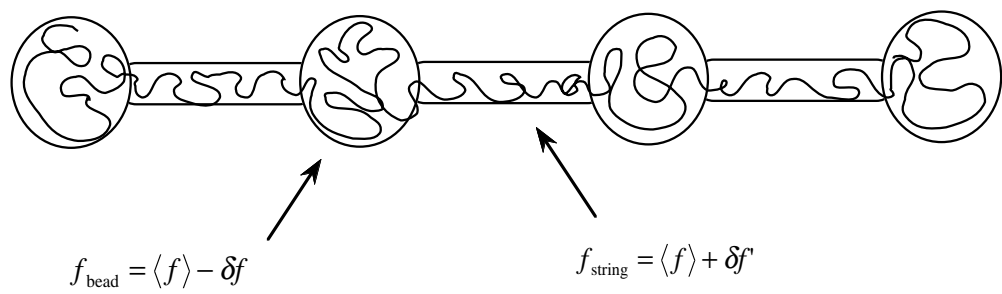


Figure 4 Castelnovo et al.