

On the thermal broadening of a quantum critical phase transition

P.T. Coleridge and P. Zawadzki

Institute for Microstructural Sciences, National Research Council, Ottawa, Ontario, K1A 0R6, Canada
(16 March 1999)

The temperature dependence of an integer Quantum Hall effect transition is studied in a sample where the disorder is dominated by short-ranged potential scattering. At low temperatures the results are consistent with a $(T/T_0)^\kappa$ scaling behaviour and at higher temperatures by a linear dependence similar to that reported previously in other material systems. It is shown that the linear behaviour results from thermal broadening produced by the Fermi-Dirac distribution function and that the temperature dependence over the whole range depends only on the scaling parameter T_0^κ .

PACS numbers: 73.40.Hm, 71.30.+h, 73.20.Dx

In a recent paper¹ (referred to hereafter as I) it was demonstrated, for a sample in which the disorder is dominated by short-ranged potential scattering, that the 2-1 integer quantum Hall transition was well described by a scattering parameter

$$s = \exp[-\Delta\nu/\nu_0(T)], \quad (1)$$

where $\Delta\nu (= \nu - \nu_c)$ is the deviation of the filling factor from the critical value (ν_c) and $\nu_0(T)$, at least in the low temperature limit, obeys a scaling law $(T/T_0)^\kappa$ with $\kappa \approx 3/7$. It was argued that this description, which is characteristic of a quantum critical phase transition², is also appropriate for transitions into the Hall insulator state and for the $B = 0$ metal-insulator transition.

By contrast, Shahar et al³ (hereafter referred to as II) studying the Hall insulator transition in a variety of GaAs and InGaAs based samples, find the same exponential dependence on filling factor but a logarithmic slope $\nu_0(T)$ that appears to vary as $\alpha T + \beta$ rather than exhibiting T^κ scaling behaviour. The ratio β/α , defines a temperature that is found to be characteristic of the material system.

New results are presented here for the same p-SiGe sample studied in I but measured in more detail and over a wider temperature range. The same approximately linear dependence of $\nu_0(T)$ seen in II is observed. It is attributed, not to a new transport regime, but rather to the situation where the behaviour is dominated by thermal broadening associated with the Fermi-Dirac distribution function.

Figure 1 shows resistivity components, ρ_{xx} and ρ_{xy} around the 2-1 quantum Hall transition, measured for a range of temperatures between 60 and 600mK. The sample and experimental procedures have been described previously¹. Although a fixed point can be seen in the

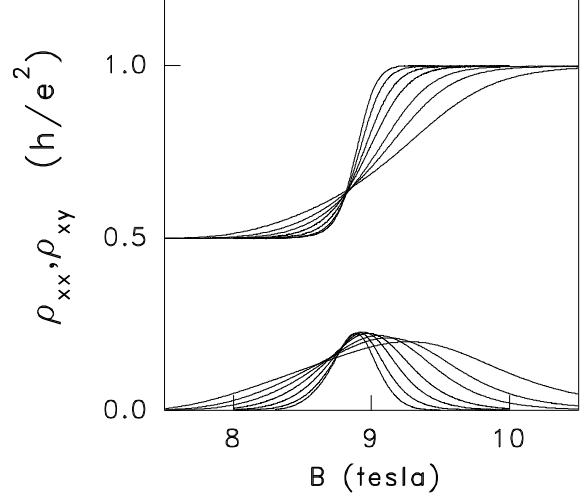


FIG. 1. Resistivity data for the $\nu = 2$ to 1 IQH effect transition at temperatures of 60, 100, 150, 210, 300, 400 and 600mK.

Hall data the corresponding point in the the longitudinal resistivity is progressively smeared out as the temperature is raised. This behaviour can be understood more clearly when the data is inverted to obtain conductivity components (Figure 2). The Hall conductivity shows a well defined fixed point, at $\sigma_{xy} = 1.5$ (in units of e^2/h) but the peak value of σ_{xx} , which should correspond to a temperature independent critical point, deviates progressively from the expected value of $1/2$ as the temperature increases. It should be noted, however, that there is a high degree of reflection symmetry, ie $\sigma_{xx}(\Delta\nu) = \sigma_{xx}(-\Delta\nu)$.

Following the approach outlined in I the scattering parameter s can be extracted from this data according to

$$\sigma_{xx} = 2\sigma^{pk}(T)s/(1 + s^2), \quad \sigma_{xy} = 2 - s^2/(1 + s^2). \quad (2)$$

A prefactor $2\sigma^{pk}$, with a weak temperature dependence, has been introduced for σ_{xx} to account for the deviations from exact critical behaviour. As discussed in I these are attributed to the finite range of the impurity scattering potential. Although this is small, corresponding to predominantly large angle scattering, it is nevertheless finite so the momentum weighting factor, $(1 - \cos\theta)$, plays a role in the transport processes.

Values of s deduced from σ_{xy} are shown in figure 3: very similar results are obtained from σ_{xx} . In agreement with earlier work^{1,3-5} the field dependence near the critical point is well described by eqn. 1 and values

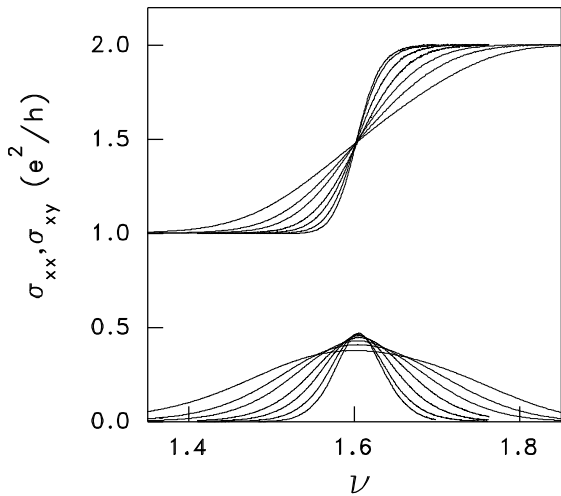


FIG. 2. Conductivity data, plotted as a function of filling factor ν , obtained by inverting the resistivities shown in Fig.1

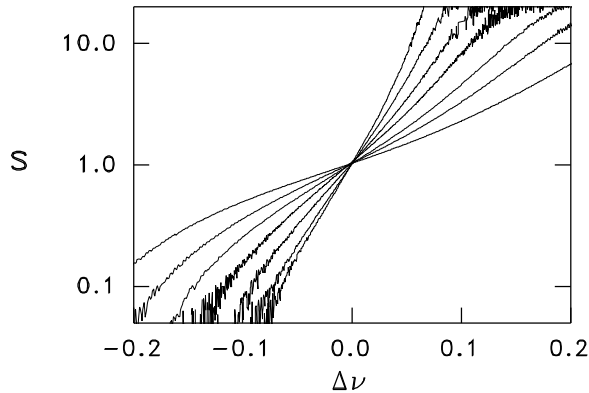


FIG. 3. Scattering parameter s , defined in the text, derived from the σ_{xy} data shown in Fig. 2, plotted on a logarithmic scale.

of $\nu_0(T)$, derived from the slopes at $\Delta\nu = 0$, are shown in fig. 4. Also shown are values obtained from the σ_{xx} data, deduced from the width of the peak measured at half-maximum height. In agreement with the results reported in II the temperature dependence of $\nu_0(T)$, over this relatively large range, is not given by a T^κ scaling behaviour but is better described by a linear variation of the form $\alpha T + \beta$. For the data shown the characteristic temperature given by β/α is .08K, very similar to the values found in II for GaAs/GaAlAs samples. At the lowest temperatures, however, the data is consistent with an asymptotic approach to the expected scaling behaviour with $\kappa \approx 3/7$.

To support the identification of the low temperature behaviour with scaling it is important to establish experimentally that change in slope around $T = 0.1\text{K}$ seen in fig 4a is a genuine feature and not just the result of temperature saturation in the sample produced by spurious heating effects. Fortunately, there is available here an independent measure of the temperature of the holes. Fig-

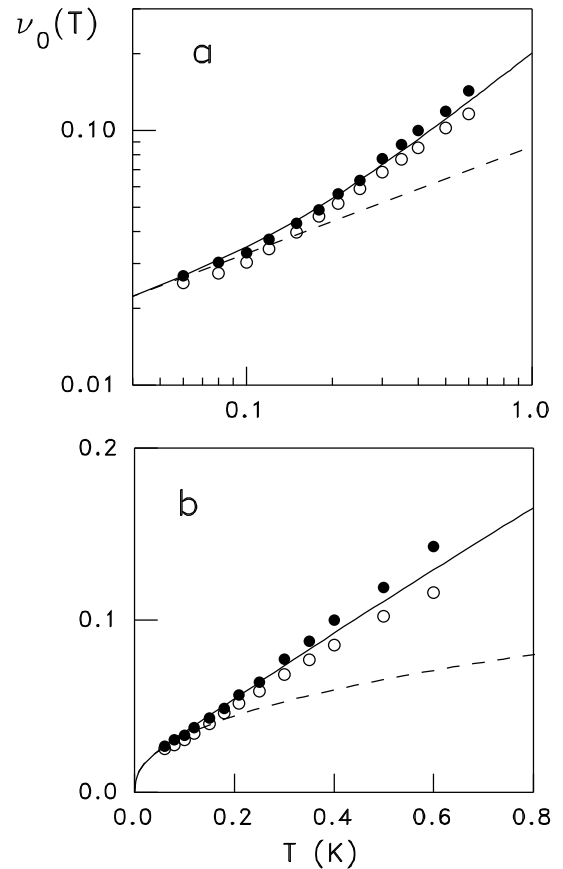


FIG. 4. Logarithmic slope, $\nu_0(T)$, derived from σ_{xy} values (solid points) and σ_{xx} values (open points) plotted against temperature. using (a) log-log scales and (b) linear scales. In both cases the solid line represents the results of the thermal broadening calculation presented in the text and the dashed line a $T^{.43}$ dependence.

ure 5 shows ρ_{xx} data between filling factors $\nu = 3$ and 2 at dilution refrigerator temperatures of 120mK, 60mK and “base” temperature (about 30mK). In addition to the 3-2 integer quantum hall transition at 5 tesla there is extra structure, at higher fields, that is strongly dependent on both temperature and measuring current. It has been established by activation measurements that this corresponds to a paramagnetic/ferromagnetic phase transition induced by exchange enhancement of the spin splitting⁶. As shown in the inset the amplitude of this peak varies approximately linearly with temperature down to 50mK, the lowest temperature for which the Ge resistance thermometer, mounted in the mixing chamber, is calibrated. As the main graph shows, the peak height continues to decrease as the mixing chamber temperature is further lowered. This provides some confidence that at the lowest temperature shown in fig 4 (60mK) the deviation of temperature of the holes in the sample from that measured by the Ge thermometer is at most a few mK.

It is argued therefore that at the lowest temperatures scaling as T^κ is observed but as the temperature is raised

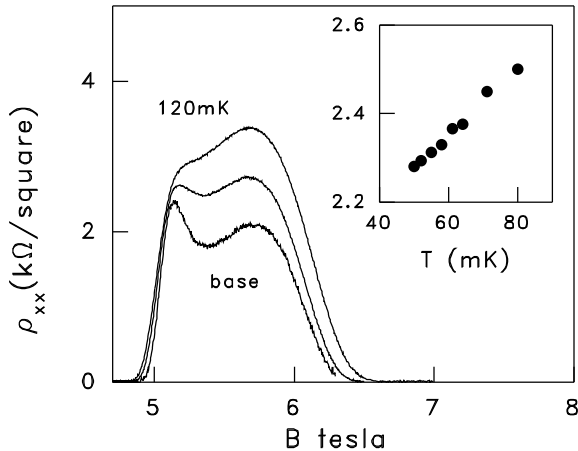


FIG. 5. Feature in the ρ_{xx} data, between filling factors 3 and 2, associated with a spin transition. Nominal (i.e. mixing-chamber) temperatures are 120mK, 60mK and “base” (estimated to be about 30mK). Inset: peak height of the feature as a function of mixing chamber temperature.

this is overwhelmed by the approximately linear dependence. The linear increase is attributed to thermal broadening associated with the Fermi-Dirac distribution function $f(E)$. This is qualitatively reasonable: in the absence of localisation the Landau level width is of order 5K (given for example by a Gaussian line shape⁷ with a width $(e\hbar/m^*)(B/2\pi\mu_q)^{1/2}$ where μ_q , the quantum mobility, is $1.5 \text{ m}^2/\text{Vs}$). When localisation becomes important the small band of itinerant states near the centre of the Landau level that dominates the transport behaviour will have a characteristic energy width roughly an order of magnitude smaller than this, comparable with the width of the Fermi function $(-\partial f/\partial E)$ at temperatures of order 300mK. This “classical” effect was in fact noted in some of the earliest results presented on localization and scaling⁸.

The thermal broadening can be calculated using the standard approach⁹. For a conductivity with an energy dependence given by $\sigma(E)$, the temperature variation associated with thermal broadening is given by

$$\sigma(T) = \int \sigma(E)(-\partial f/\partial E)dE. \quad (3)$$

If the scattering parameter s is determined by quantum critical behaviour, ie if $\nu_0(T) = (T/T_0)^\kappa$ in eqn. 1, the energy dependence of s for $E \approx E_c$ is

$$s(E) = \exp[-(E - E_c)(T_0/T)^\kappa/\gamma], \quad (4)$$

where E_c is the energy associated with the critical point and γ , proportional to Landau level width, is used to relate $\Delta\nu$ to $E_F - E_c$.

Using eqns 2-4, with the σ_{xy} conductivity, gives the solid line shown in fig4. This result is insensitive to the value of $(E_F - E_c)/\gamma$ so there is only one adjustable parameter in the calculation, T_0^κ , which is chosen to give agreement in the low temperature asymptotic regime.

The calculation then automatically gives the correct behaviour for higher values of T . In light of the relatively crude model used to define the energy dependence of $s(E)$ the agreement with experiment is very good. Similar behaviour is also observed when σ_{xx} is used as a basis for the calculation although there is some difficulty then in knowing how, precisely, to deal with the deviation of the peak value (cf eqn. 2) from $0.5e^2/h$. The thermal broadening not only gives the linear increase of $\nu_0(T)$ but also a temperature dependent reduction of the peak height, of the correct order of magnitude. A proper treatment of this effect, however, requires the inclusion of the momentum weighting term $(1-\cos\theta)$.

The good agreement between the calculated and experiment values of $\nu_0(T)$ therefore confirms that the linear dependence should be associated with thermal broadening and does not represent a new transport regime. The characteristic temperature β/α is not a new temperature scale but rather just depends on T_0 . Indeed, it provides a means of determining this parameter even when the low temperature scaling regime happens to be experimentally inaccessible.

For the data presented here T_0 is 290K and the ratio of the two temperatures is about 2.7×10^{-4} . Similar values also pertain to the GaAs/GaAlAs data shown in II. For the InGaAs/InP data shown in II, where β/α is about 0.5K, scaling behaviour is not seen. However, for a similar sample¹⁰ T_0 is approximately 3400K with a corresponding ratio of about 1.5×10^{-4} , of the same order of magnitude. This suggests therefore, that thermal broadening provides a means whereby these two apparently conflicting experimental results, obtained in nominally identical samples, can be reconciled.

In summary, for a sample where the disorder is dominated by short-ranged potential scattering, so the transport data is an accurate reflection of the quantum critical processes, the temperature dependence of the 2-1 integer quantum Hall transition is characterised by two regimes. In a low temperature regime the behaviour is consistent with scaling having the expected exponent ($\kappa = 3/7$), while at higher temperatures, in agreement with earlier work, there is a linear dependence. It is suggested, and confirmed by calculation, that the linear dependence should be attributed to thermal broadening from the Fermi-Dirac distribution function.

Acknowledgements: We would like to thank R. Williams and Y. Feng for the growth and fabrication of the sample.

¹ P.T. Coleridge, preprint cond-mat/9902103

² S. Das Sarma, in “Perspectives in Quantum Hall Effects”, eds S. Das Sarma and A. Pinczuk, John Wiley and Sons (1997), p 1.

- ³ D. Shahar, M. Hilke, C.C. Li, D.C. Tsui, S.L. Sondhi, J.E. Cunningham and M. Razeghi, *Sol. St. Comm.* **107**, 19 (1998)
- ⁴ W. Pan, D. Shahar, D.C. Tsui, H.P. Wei and M. Razeghi, *Phys. Rev. B* **55**, 15431 (1997); D. Shahar, D.C. Tsui, M. Shayegan, E. Shimshoni and S.L. Sondhi, *Phys. Rev. Lett.* **79**, 479 (1997). In these papers, although not explicitly shown, the scattering parameter is in fact exponentially dependent on $\Delta\nu$.
- ⁵ M. Hilke, D. Shahar, S.H. Song, D.C. Tsui, Y.H. Xie and D. Moore, *Phys. Rev. B* **55**, R15545 (1997)
- ⁶ P.T. Coleridge, A.S. Sachrajda, P. Zawadzki, R.L Williams and H. Lafontaine, *Sol. St. Comm.* **102**, 755 (1997)
- ⁷ M.E. Raikh and T.V. Shahbazyan, *Phys. Rev. B* **47**, 1522 (1993)
- ⁸ H.P. Wei, D.C. Tsui and A.M.M. Pruisken, *Phys. Rev. Lett.* **33**, 1488 (1985)
- ⁹ L.D. Landau (1939), see Appendix to D. Shoenberg, *Proc. Roy. Soc. A* **170**, 341 (1939)
- ¹⁰ H.P. Wei, D.C. Tsui, M.A. Paalanen and A.M.M. Pruisken, *Phys. Rev. Lett.* **61**, 1294 (1988)