

# Large Thermopower in a Layered Oxide $\text{NaCo}_2\text{O}_4$

I. Terasaki<sup>1,2,\*</sup>, Y. Sasago<sup>3</sup> and K. Uchinokura<sup>3</sup>

<sup>1</sup>Department of Applied Physics, Waseda University, Tokyo 169-8555, Japan

<sup>2</sup>Precursory Research for Embryonic Science and Technology, Japan Science Technology Corporation

<sup>3</sup>Department of Applied Physics, The University of Tokyo, Tokyo 113-8656, Japan

## Abstract

A transition-metal oxide  $\text{NaCo}_2\text{O}_4$  is a layered oxide in which  $\text{CoO}_2$  and Na alternately stack along the  $c$  axis. Recently we have found that this compound shows large thermopower with low resistivity, which is comparable to those of  $\text{Bi}_2\text{Te}_3$ . The negative transverse magnetoresistance and the strongly temperature-dependent Hall coefficient suggest that electron correlation dominates the conduction mechanism in  $\text{NaCo}_2\text{O}_4$ .

## 1 Introduction

Transition-metal oxides are known as a large class of materials where the band width and the carrier density can be controlled by cation substitutions. They exhibit various physical properties, *e.g.*, ferroelectricity, magnetism and superconductivity. Since the discovery of the high-temperature superconductors, transition-metal oxides have attracted renewed interest, and a number of new materials and new phenomena have been discovered in the past decade.

The search for new thermoelectric (TE) materials has also come to a new stage where ternary or quaternary compounds are extensively examined [1]. A filled Skutterudite is a prime example of the newly discovered TE materials [2]. Very recently we discovered that a layered oxide  $\text{NaCo}_2\text{O}_4$  shows large thermopower and low resistivity, whose power factor is comparable to that for  $\text{Bi}_2\text{Te}_3$  [3]. This strongly suggests that  $\text{NaCo}_2\text{O}_4$  is a possible candidate for a TE transition-metal oxide.

$\text{NaCo}_2\text{O}_4$  is an old material, which was synthesized in 1970's [4], even though the metallic conduction has been reported recently [5]. Figure 1 shows the schematic view of the oxygen network of the  $\text{CoO}_2$  block in  $\text{NaCo}_2\text{O}_4$ . Edge-shared distorted octahedra (and Co in the center of them) form a triangular lattice. Na cations and  $\text{CoO}_2$  blocks alternately stack along the  $c$  axis to make a layered structure.

A characteristic feature is that the mobility for  $\text{NaCo}_2\text{O}_4$  is ten times smaller than that for  $\text{Bi}_2\text{Te}_3$ . In other words, the carrier density for  $\text{NaCo}_2\text{O}_4$  is ten times larger, implying that small carrier density is not an origin for the large thermopower. Hence there should be another mechanism to cause large thermopower, and the elucidation of the conduction mechanism in  $\text{NaCo}_2\text{O}_4$  may give a new principle to design TE materials. Here we report the measurements of the various transport parameters of

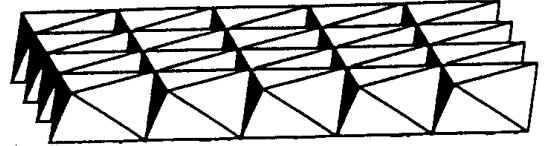


Fig. 1 The oxygen network of  $\text{CoO}_2$  block in  $\text{NaCo}_2\text{O}_4$ .

$\text{NaCo}_2\text{O}_4$  single crystals, and discuss the anomalous conduction mechanism quantitatively.

## 2 Experimental

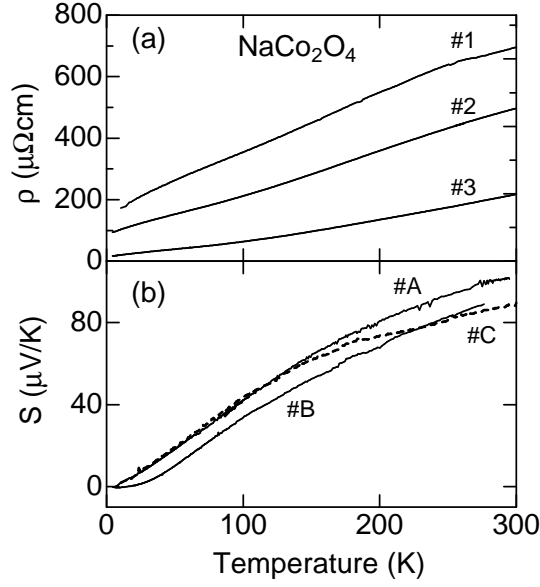
Single crystals of  $\text{NaCo}_2\text{O}_4$  were prepared by a NaCl-flux technique with  $\text{Al}_2\text{O}_3$  crucibles. The as-grown crystals were washed in water to remove the NaCl flux. The crystals were thin along the  $c$  axis with a typical dimension of  $1.5 \times 1.5 \times 0.02 \text{ mm}^3$ .

Transport parameters were measured only along the in-plane direction, since the crystals were very thin along the out-of-plane direction. Thermopower was measured in the configuration where one edge of the sample was pasted on a sapphire plate with the other pasted on a sheet heater. Temperature ( $T$ ) was monitored by two diode thermometers attached on the edges. The contribution of copper leads was carefully subtracted. Transverse magnetoresistance and the Hall coefficient were measured in sweeping field ( $H$ ) from 0 to 8 T using an ac-bridge nano-ohm-meter (Linear Research LR201).

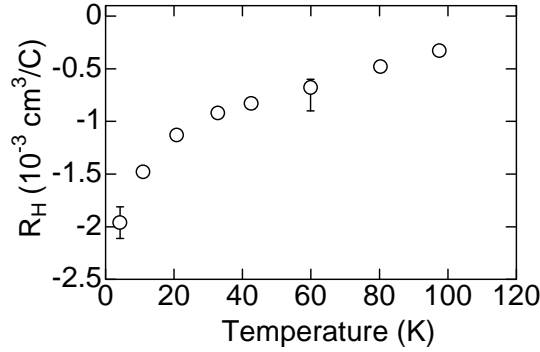
## 3 Results

Figure 2(a) shows the resistivity ( $\rho$ ) of  $\text{NaCo}_2\text{O}_4$  single crystals. The magnitude of resistivity ranges from 200 to  $600 \mu\Omega\text{cm}$  at 300 K, which is possibly due to the uncontrollable disorder or nonstoichiometry of the Na content. We observed that  $\rho$  of polycrystalline  $\text{Na}_{1.1+x}\text{Co}_2\text{O}_4$ , monotonically increases with  $x$  [6]. In contrast to  $\rho$ , the thermopower ( $S$ ) is less sensitive to the crystal quality [Fig. 2(b)]. It should be noted that the magnitude of  $S$  ( $100 \mu\text{V}/\text{K}$  at 300 K) is one-order-of-magnitude larger than conventional metals. As is often observed in conventional metals,  $S$  is roughly proportional to  $T$ , which is consistent with the fact that  $\rho$  exhibits metallic conduction from room temperature down to 1.5 K.

The Hall coefficient ( $R_H$ ) is plotted as a function of  $T$  in Fig. 3. The magnitude of  $R_H$  at 4.2 K is  $2 \times 10^{-3} \text{ cm}^3/\text{C}$ , corresponding to the carrier density of  $10^{21} \text{ cm}^{-3}$ . This is consistent with the fact that  $\text{NaCo}_2\text{O}_4$  has ten times larger



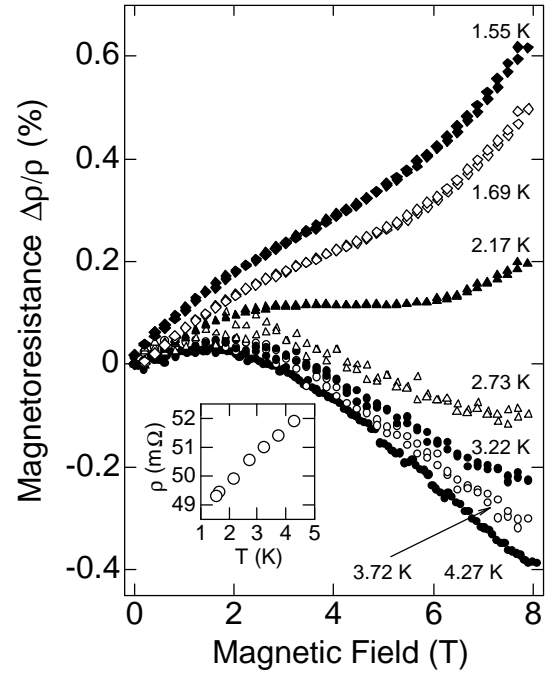
**Fig. 2** (a) Resistivity and (b) thermopower of  $\text{NaCo}_2\text{O}_4$  single crystals. Different samples are denoted by #.



**Fig. 3** Hall coefficient of a  $\text{NaCo}_2\text{O}_4$  single crystal. Current is applied along the in-plane direction, and magnetic field is parallel to the  $c$  axis.

carrier density than  $\text{Bi}_2\text{Te}_3$ . Note that  $R_H$  shows the opposite sign to  $S$ . This clearly indicates that the electronic states cannot be understood by a simple parabolic band picture. Another feature is the remarkable  $T$  dependence. In conventional metals,  $1/R_H$  is proportional to the carrier density (or density of states at the Fermi energy), and is independent of  $T$  in the lowest-order approximation.

Figure 4 shows the transverse magnetoresistance (MR), where negative MR is observed at 4.2 K. As  $T$  is lowered, positive MR (roughly proportional to  $H^2$ ) overlaps with the negative MR. A possible origin for the negative MR is weak localization or scattering by spin fluctuation. Considering that the metallic conduction continues down to 1.55 K (see the inset of Fig. 4), the former is unlikely to occur. Magnetic measurements have shown that spin fluctuation may exist in  $\text{NaCo}_2\text{O}_4$ . The susceptibility of  $\text{NaCo}_2\text{O}_4$  shows Curie-Weiss-like  $T$  dependence [5], and the Knight shifts of the Na and Co sites show different  $T$  dependence [7]. We further note that  $\rho$  depends on  $T$  even below 4.2 K, which indicates that the carriers are not



**Fig. 4** Transverse magnetoresistance of a  $\text{NaCo}_2\text{O}_4$  single crystal. Current is applied along the in-plane direction, and magnetic field is parallel to the  $c$  axis. The inset shows the zero-field resistance of the sample.

scattered by ordinary phonons.

## 4 Discussion

### 4.1 Electric conduction mechanism

As is seen in the previous section, the large thermopower, the  $T$ -dependent Hall coefficient, and the negative magnetoresistance are difficult to explain by a conventional picture based on the band theory and the electron-phonon scattering. All these results strongly suggest that, like high- $T_c$  superconductors, the strong electron correlation is important in the electric conduction in  $\text{NaCo}_2\text{O}_4$ .

We can expect that the strong correlation enhances  $|S|$  under certain conditions. Since the diffusive part of  $S$  corresponds to the transport entropy [8], larger electronic specific heat can give larger  $S$ . Thus  $S$  would be enhanced if the carriers could couple with some outside entropy such as optical phonon, spin fluctuation, or orbital fluctuation. A similar scenario has been applied to heavy fermions or valence-fluctuation systems, some of which show large  $S$  [9]. The  $T$  dependence of  $\rho$  and  $S$  of  $\text{NaCo}_2\text{O}_4$  is, at least qualitatively, consistent with the theories of 2D metals with spin fluctuation by Moriya, Takahashi and Ueda [10] and by Miyake and Narikiyo [11].

### 4.2 Effect of layered structure

It should be noted that the half of the Na sites are randomly vacant, that is, the Na layer is highly disordered. Thus the mean free path (MFP) of phonons will be as short as the lattice spacing, which means that the lattice thermal conductivity is minimized. In fact, the thermal conductivity of polycrystalline  $\text{NaCo}_2\text{O}_4$  is as small as that

of  $\text{Bi}_2\text{Te}_3$ , and it is hardly affected by cation substitutions [12].

On the other hand, electric conduction is determined by the  $\text{CoO}_2$  block that includes little disorder. In low-dimensional correlated metals, the carriers are often confined in the conducting region, and are hardly affected by outside disorder. This is known as the “confinement” [13, 14]. As a result, the electric conduction remains considerably good, together with the minimized lattice thermal conductivity. In other words, MFP of carriers can be much longer than MFP of phonons in  $\text{NaCo}_2\text{O}_4$ .

We propose that strongly correlated layered conductors are promising as new TE materials, in the sense that lattice thermal current and electric current can flow in different paths in the crystal. In this context we may call them a new type of ‘electron crystals and phonon glasses’ [2].

## 5 Summary

In summary, we prepared single crystals of metallic layered transition-metal oxide  $\text{NaCo}_2\text{O}_4$ , and measured the thermoelectric power, the Hall coefficient, and the magnetoresistance. All the measured quantities are unconventional: (i) the thermoelectric power is unusually large ( $100 \mu\text{V}/\text{K}$  at 300 K), (ii) the Hall coefficient strongly depends on temperature, and (iii) the magnetoresistance is negative at 4.2 K. These results indicate that the conduction mechanism in  $\text{NaCo}_2\text{O}_4$  is not explained by a conventional band-picture and electron-phonon scattering.

## Acknowledgements

The authors would like to thank M. Takano, S. Nakamura, K. Fukuda and K. Kohn for fruitful discussions. They also appreciate H. Yakabe, K. Nakamura, K. Fujita and K. Kikuchi for collaboration.

## References

- [\*] Corresponding author: Ichiro Terasaki  
Phone and Fax: +81-3-5286-3854  
E-mail: terra@mn.waseda.ac.jp.
- [1] G. Mahan, B. Sales and J. Sharp, “Thermoelectric materials: New approaches to an old problem”, *Physics Today*, March, pp. 42-47 (1997).
  - [2] B. C. Sales, D. Mandrus, B. C. Chakoumakos, V. Keppens and J. R. Thompson, “Filled skutterudite antimonides: Electron crystals and phonon glasses”, *Phys. Rev. B*, Vol. 56, No. 23, pp. 15081-15089 (1997).
  - [3] I. Terasaki, Y. Sasago and K. Uchinokura, “Large thermoelectric power of  $\text{NaCo}_2\text{O}_4$  single crystals”, *Phys. Rev. B*, Vol. 56, No. 20, pp. R12685-R12687 (1997).
  - [4] M. Von Jansen and R. Hoppe, “Notiz zur Kenntnis der Oxocobaltate des Natriums” *Z. Anorg. Allg. Chem.*, Vol. 408, pp. 104-106 (1974).
  - [5] T. Tanaka, S. Nakamura and S. Iida, “Observation of distinct metallic conductivity in  $\text{NaCo}_2\text{O}_4$ ” *Jpn. J. Appl. Phys.*, Vol. 33, No. 4B, pp. L581-L582 (1994).
  - [6] T. Itoh, T. Kawata, T. Kitajima and I. Terasaki, “Transport properties in  $(\text{Na,Ca})\text{Co}_2\text{O}_4$  ceramics”, in *Proceedings of the XVIIth International Conference on Thermoelectrics*, Nagoya, Japan, May 24-29, 1998 (submitted).
  - [7] M. Nagawatari and M. Itoh, (private communication) Spring Meeting of Japanese Physical Society 1998.
  - [8] A. B. Kaiser and C. Uher, “Thermoelectricity of high temperature superconductors”, in *Studies of High Temperature Superconductors Vol. 7*, edited by A. V. Narlikar, (Nova Science Publishers, 1990).
  - [9] For example, C. S. Garde and J. Ray, “Thermopower and resistivity behavior in Ce-based Kondo-lattice systems: A phenomenological approach”, *Phys. Rev. B*, Vol. 51, No. 5, pp. 2960-2965 (1995).
  - [10] T. Moriya, Y. Takahashi and K. Ueda, “Antiferromagnetic spin fluctuations and superconductivity in two-dimensional metals —A possible model for high- $T_c$  oxides”, *J. Phys. Soc. Jpn.*, Vol. 59, No. 8, pp. 2905-2915 (1990).
  - [11] K. Miyake and O. Narikiyo, “Itinerant-localized duality picture of spin fluctuations in high- $T_c$  cuprates. I. Nested spin-fluctuation theory”, *J. Phys. Soc. Jpn.* Vol. 63, No. 10, pp. 3821-3837 (1994).
  - [12] H. Yakabe, K. Kikuchi, I. Terasaki, Y. Sasago and K. Uchinokura, “Thermoelectric properties of transition-metal oxide  $\text{NaCo}_2\text{O}_4$  system”, in *Proceedings of the XVIth International Conference on Thermoelectrics*, Dresden, Germany, August 26-29, 1997 (in press).
  - [13] P. W. Anderson, “Interlayer tunneling mechanism for high- $T_c$  superconductivity: Comparison with  $c$  axis experiments”, *Science*, Vol. 268, pp. 1154-1155 (1995).
  - [14] D. G. Clarke, S. P. Strong, P. M. Chaikin, and E. I. Chashechkina, “The quantum-classical metal” *Science*, Vol. 279, pp. 2071-2076 (1998).