

# Collapse of the charge ordering gap of $\text{Nd}_{0.5}\text{Sr}_{0.5}\text{MnO}_3$ in an applied magnetic field

Amlan Biswas<sup>1</sup> \*, Anthony Arulraj<sup>2</sup>, A. K. Raychaudhuri<sup>1</sup> † and C. N. R. Rao<sup>2</sup>

<sup>1</sup>*Department of Physics, Indian Institute of Science, Bangalore-560012, INDIA*

<sup>2</sup>*Solid State and Structural Chemistry Unit, Indian Institute of Science, Bangalore-560012, INDIA*

(October 23, 2018)

We report results of tunneling studies on the charge ordering compound  $\text{Nd}_{0.5}\text{Sr}_{0.5}\text{MnO}_3$  in a magnetic field up to 6T and for temperature down to 25K. We show that a gap ( $2\Delta_{CO} \approx 0.5\text{eV}$ ) opens up in the density of state (DOS) at the Fermilevel ( $E_F$ ) on charge ordering ( $T_{CO}=150\text{K}$ ) which collapses in an applied magnetic field when the charge ordered state melts. There is a clear correspondence between the behavior of the resistivity and the gap formation and its collapse in an applied magnetic field. We conclude that a gap in the DOS at  $E_F$  is necessary for the stability of the charge ordered state.

75.30.Vn, 73.20.At, 72.15.Gd

The phenomenon of Colossal Magnetoresistance (CMR) in hole-doped rare-earth manganites has, in recent times, been the subject of intense research efforts [1–4]. These oxides belong to the  $\text{ABO}_3$  class of perovskite oxides and contain a mixed valency of Mn, which occupies the B site. The A site is occupied by rare-earth ions like Nd, La, Pr etc. or by divalent ions like Pb, Ca, Sr etc. These oxides, therefore, have the general formula  $R_{1-x}M_x\text{MnO}_3$ , where  $R$  is La, Nd etc. and  $M$  is Ca, Sr, Pb etc. One of the most interesting properties of these materials is the insulator to metal transition which occurs when these materials are cooled below their ferromagnetic Curie temperature ( $T_c$ ). The stability of this ferromagnetic metallic state depends on the size of the A-site cation. When smaller ions are substituted in the A-site, it lowers the ferromagnetic  $T_c$  and makes the ferromagnetic state unstable at low  $T$  [5,6]. For certain values of  $x$  (particularly when  $x \approx 0.5$ ) the unstable ferromagnetic state can make a transition to an insulating state when cooled much below  $T_c$  [7]. This phenomenon is called charge ordering (CO). This occurs due to the real space ordering of  $\text{Mn}^{3+}$  and  $\text{Mn}^{4+}$  ions in alternate sublattices. This transition is also associated with large lattice distortions [7–9]. For the particular solid studied, i.e.  $\text{Nd}_{0.5}\text{Sr}_{0.5}\text{MnO}_3$ , the charge ordering at temperature  $T_{CO}$  is accompanied by a spin ordering to an antiferromagnetic state. The type of charge ordering and spin ordering observed experimentally depends on the radius of the  $R$  and  $M$  cations.

It has been shown in an earlier report that a charge ordering gap opens up in the density of states (DOS) near the Fermi level ( $E_F$ ) of these materials, when the sample is cooled below  $T_{CO}$  [10]. The formation of the gap was detected through tunneling studies using a Scanning Tunneling Microscope (STM). We call this gap the CO gap,  $\Delta_{CO}$ . In  $\text{Nd}_{0.5}\text{Sr}_{0.5}\text{MnO}_3$  the limiting value of  $\Delta_{CO}(T \rightarrow 0)$  was measured to be about 0.25eV and  $\Delta_{CO} \rightarrow 0$  as  $T \rightarrow T_{CO}$  [10]. Photo electron spectroscopy also detected a gap in the DOS at  $E_F$  of similar magnitude for the compound  $\text{Pr}_{0.5}\text{Sr}_{0.5}\text{MnO}_3$  [11]. The value of the gap is rather large compared to the temperature at

which the CO takes place. In fact  $2\Delta_{CO}/T_{CO} \approx 40$ . Interestingly, the value of  $\Delta_{CO}$  is comparable to the scale of nearest neighbor Coulomb interaction and a recent theory predicts formation of such a gap on CO transition [12].

The charge-ordered state in materials like  $\text{Nd}_{0.5}\text{Sr}_{0.5}\text{MnO}_3$  is unstable in a magnetic field. The applied field can “melt” the CO state leading to the re-emergence of the ferromagnetic metallic state. The field needed to melt the CO state depends on the temperature. Details can be found in reference [7,13].

In this paper we address an important question: is it necessary to have a gap in the DOS at  $E_F$  to ensure stability of the CO state? We introduce instability in the CO state by application of a magnetic field and follow the behavior of  $\Delta_{CO}$ . The results presented here are the

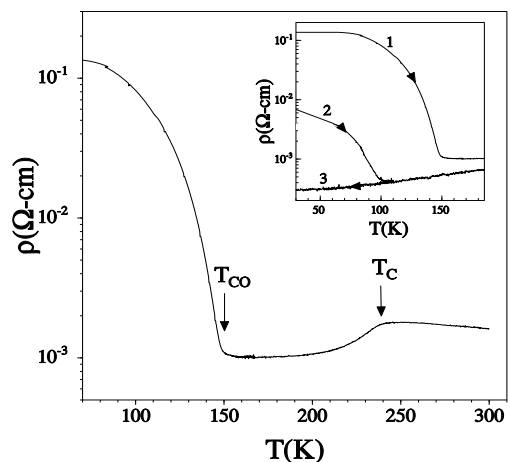


FIG. 1. The  $\rho$  vs.  $T$  plot for  $\text{Nd}_{0.5}\text{Sr}_{0.5}\text{MnO}_3$  for a zero field warming cycle on a zero field cooled sample. The inset shows the effect of a magnetic field on the resistivity behavior of  $\text{Nd}_{0.5}\text{Sr}_{0.5}\text{MnO}_3$ . The arrows indicate the direction of the change in temperature. The zero field cooled sample was first warmed in zero field (curve 1), then the zero field cooled sample was warmed in a 6 T field (curve 2) and then the sample was field cooled in 6 T (curve 3).

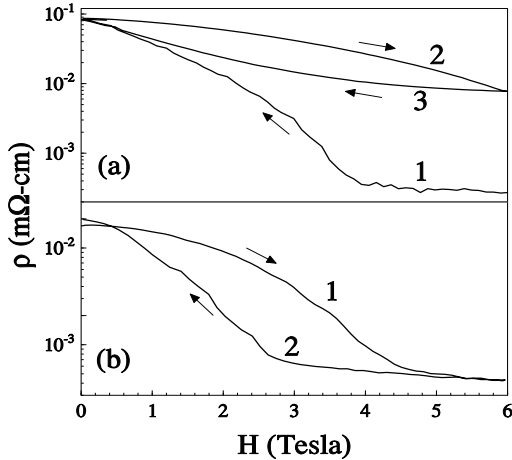


FIG. 2. The  $\rho$  vs.  $H$  plots at two temperatures (a) 4.2 K and (b) 112 K. In (a), the sample was field cooled to 4.2 K in 6 T. The sequence of the the  $\rho$  vs.  $H$  data taken thereafter is marked by the numbers. The sample was then heated in zero field to 112 K and another set of  $\rho$  vs.  $H$  data were taken. The sequence is marked by the numbers on the curves.

first tunneling studies carried out in the CO state in the presence of a magnetic field. We have carried out the experiment using a variable temperature STM on the widely studied CO compound  $\text{Nd}_{0.5}\text{Sr}_{0.5}\text{MnO}_3$ . We make the following three main observations: (a) Application of the magnetic field reduces  $\Delta_{CO}$  and for a high enough magnetic field this CO gap collapses ( $\Delta_{CO} \rightarrow 0$ ), (b) The magnetic field at which the CO gap collapses depends on the  $T/T_{CO}$  ratio and closely follows the  $H-T$  phase diagram obtained from the resistivity data. (c) For  $T/T_{CO} \ll 1$  there is a distinct signature of a two phase state, when the magnetic field is varied and the CO state melts.

The sample used in this work has been prepared by the solid state method and is polycrystalline in nature. The sample was characterized by x-ray and titration. A detailed description of the sample preparation and characterization is given in reference [4]. The resistivity ( $\rho$ ) as a function of temperature is shown in figure 1. The  $\rho$  vs.  $H$  curves for two temperatures are shown in figure 2. We find that the  $T_c = 240\text{K}$  and  $T_{CO} = 150\text{K}$  which are close to the values  $T_c = 255\text{K}$  and  $T_{CO} = 158\text{K}$  found for the single crystalline samples of the same material [7]. The  $\rho$  of the single crystal for  $T > T_{CO}$  is  $\sim 10^{-3} \Omega \text{ cm}$  which is similar to our sample. However, the jump in  $\rho$  for the single crystal when  $T$  goes below  $T_{CO}$ , is about 4 orders of magnitude [7]. Also, the transition in  $\rho$  at  $T \approx T_{CO}$  is much sharper for the single crystal. The somewhat smeared nature of the transition for the polycrystalline sample (mostly arising due to disorder) will not affect the determination of the gap  $\Delta_{CO}$  for  $T \ll T_{CO}$  but it can affect the value of  $\Delta_{CO}$  close to  $T_{CO}$ .

The tunneling spectroscopy (TS) investigation was carried out with a home made variable temperature high

vacuum STM, using a platinum-rhodium tip [10,14]. The tip-sample separation (tunneling gap), for a fixed bias, was kept constant using a feed back loop. For a given set of the tip and the sample, the tip-sample distance determines the value of the tunneling current ( $I_t$ ) for a given bias. In this experiment, at each temperature  $I_t \approx 1.5 \text{ nA}$  was first established at a bias  $\approx 1.4 \text{ V}$ . Since the observed  $\Delta_{CO}$  is less than 1 eV, this ensured that the tip did not crash against the sample in order to maintain a constant current when a gap opens up below  $T_{CO}$ . The details of the experimental procedure for  $I-V$  data acquisition are described elsewhere [10,14]. The tunneling spectra for  $T = 109 \text{ K}$  and for different field values are shown in figure 3. The gap which opens up at  $E_F$  (which corresponds to the zero bias) for  $T < T_{CO} = 150\text{K}$  can be clearly seen for the spectra taken at low magnetic fields and is marked in the figure as  $2\Delta_{CO}$ .

The  $\rho$  vs.  $T$  curve in a field of 6 T is shown in the inset of figure 1 along with the zero field data. The observed results depend on whether the data have been taken for field cooled (FC) or zero field cooled (ZFC) samples. The sequence of the change in  $T$  and  $H$  is mentioned in the figure caption. The applied magnetic field on the ZFC sample shifts the  $T_{CO}$  to lower temperatures (curve 2). Curve 3 shows the data on the FC sample where the CO does not set in down to 4K in a field of 6T. In figure 2 we show the  $\rho$  vs  $H$  data at two temperatures  $T=4.2\text{K}$  ( $T/T_{CO} = .028$ ) and  $112\text{K}$  ( $T/T_{CO} = 0.747$ ). The data are taken for an FC sample. The  $H-T$  phase diagram obtained by us agrees qualitatively with the  $H-T$  diagram obtained for the single crystal of the same material [7]. The measurement of  $\Delta_{CO}$  in a magnetic field follows the same history as in the resistivity measurement.

Steps followed for measuring the variation of  $\Delta_{CO}$  with the applied magnetic field are described below. The temperatures at which the variation of  $\Delta_{CO}$  with  $H$  are measured, are chosen carefully so that different regions of the  $H-T$  plane are probed. We mainly probed two regions in temperature, one deep inside the CO state ( $T \ll T_{CO}$ ) and other close to  $T_{CO}$ . The temperature is then stabilized at one such chosen temperature. The tunneling current is established as described earlier and the  $I-V$  curves are recorded at different values of  $H$ . From the  $I-V$  curves the  $G-V$  curves are obtained. To move in the other direction of the  $H-T$  phase diagram, i.e. to measure the change of  $\Delta_{CO}$  with temperature in the presence of a constant magnetic field, the field was set at a particular value and the temperature was stabilized at different values where the  $I-V$  data were acquired as described earlier. For all these measurements the direction and sequence of the change in  $T$  and  $H$  was chosen carefully to account for the history dependence of the charge ordering transition.

In figure 3 shows a set of  $I-V$  and  $G-V$  curves taken on a ZFC sample. The sample was cooled to  $109\text{K}$  ( $T/T_{CO}=0.71$ ) in zero field. After the temperature stabilization the magnetic field was ramped up to 4T and down to zero again. One can clearly see from the tun-

neling curves that the gap in DOS at  $E_F$  in zero field collapses in a field of 4T and reappears again when the field is reduced. This variation of  $\Delta_{CO}$  with  $H$  is shown in figure 4. For field ramped up and down, we observe nearly the same

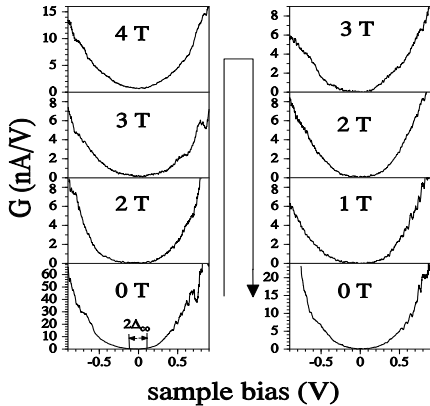


FIG. 3. The evolution of  $G-V$  curves with magnetic field at 109 K.  $2\Delta_{CO}$  is marked for one curve. The sequence of the experiment is marked by the arrow.

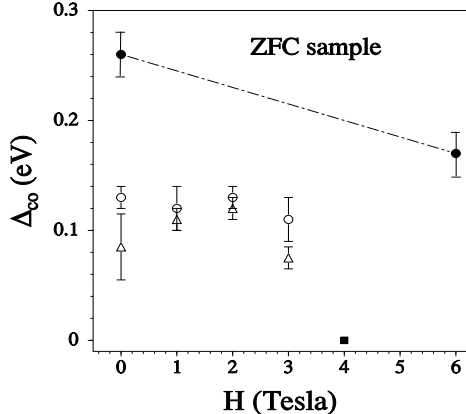


FIG. 4. The variation of  $\Delta_{CO}$  with field at 109 K. The open triangles denote the field increasing run and open circles are the data points obtained during the field decreasing run. The filled square denotes the collapse of  $\Delta_{CO}$  at 4 T. The filled circles are the values of  $\Delta_{CO}$  for  $T=34$  K.

value for  $\Delta_{CO}$ . The corresponding  $\rho$  vs.  $H$  curve is shown in figure 2 where one sees a “hysteresis” when field is ramped up and down. In the field increasing cycle the  $\rho$  collapses at 4.5T while in field reducing cycle the CO state reappears at 2.5T. In case of  $\Delta_{CO}$  the collapse and the onset of the gap takes place at the same field of  $H \approx 4$ T. In figure 4 we also show the variation of the gap for a ZFC sample at 34K. Even at a field of 6

T, though the gap is reduced substantially, it does not collapse. This corresponds to the resistivity data on a ZFC sample. Probably at a higher field than accessible to us we can melt the CO gap at low temperatures.

The data on FC samples are shown next. In figure 1 it can be seen that for the sample field cooled in 6T there is no CO state. We also find that no gap opens up in the DOS at  $E_F$  in a field of 6T down to 4.2K in an FC sample. But we make a very interesting observation regarding the zero bias conductance  $G_0$  which shows a gradual decrease in a 6T field as  $T$  is reduced below 150 K (the zero field  $T_{CO}$ ). The zero bias conductance,  $G_0$  is a proportional measure of the DOS at  $E_F$ ,  $N(E_F)$ . In order to compare it at different  $T$  we normalize it by the tunneling conductance for a bias value far away from the Fermi level (in our case  $V=0.9$ V). The normalized tunneling conductance  $G_0/G_{0.9}$  is shown as a function of  $T$  in a field of 6T for the field cooling run, in figure 5. We find that though the CO gap does not appear even down to 4.2K, there is a big reduction in the normalized DOS at  $E_F$  on cooling. The DOS is small but finite at the lowest  $T$ . The temperature dependence of  $G_0/G_{0.9}$  down to  $T = 120$ K is such that a smooth extrapolation (shown by the dotted line in figure 5) will give zero DOS at  $E_F$  at  $T=100$ K which is the CO temperature for the ZFC sample, in a field of 6T (see figure 1). The main difference between the FC and the ZFC samples is that for the former there is a finite but small DOS at  $E_F$  even down to the lowest  $T$  which stabilizes the metallic state as seen from the  $\rho$  vs.  $T$  curves for the FC sample. This is a clear indication that the CO state can only be stabilized in the presence of a gap in the DOS. Even a small DOS at  $E_F$  can stabilize the metallic phase as in the FC sample in a field of 6T. Specific heat measurements have shown

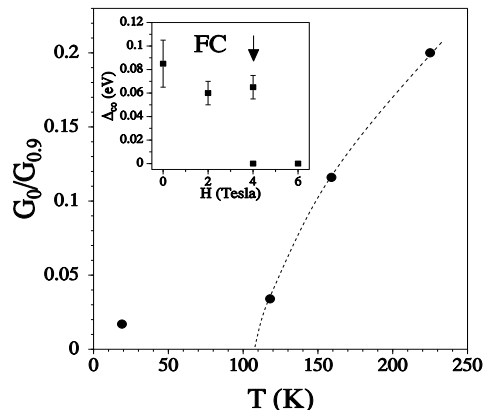


FIG. 5. The variation of  $G_0/G_{0.9}$  as the temperature is reduced in an applied field of 6 T. The dotted line is a guide to the eye (details in text). The inset shows the variation of  $\Delta_{CO}$  with magnetic field at 25 K of the sample field cooled in 6 T. Note the two-phase behavior at 4 T as marked by the arrow.

that the DOS at  $E_F$  is very small for a field cooled sample of the CO compound  $\text{La}_{0.5}\text{Ca}_{0.5}\text{MnO}_3$  which has a metallic behavior of the  $\rho$  vs.  $T$  [15]. When the field is reduced to a lower value (staying at low temperatures) the charge ordering sets in at a field of 4T as per the resistivity data (see figure 2). But the resistivity at the lowest temperature is less than that of the ZFC sample. This may imply that in the FC sample the CO is incomplete even when the field is reduced to zero. The variation of  $\Delta_{CO}$  as the field is reduced in a FC sample at low temperatures is shown in the inset of figure 5. One can clearly see the onset of the CO gap at  $H \leq 4\text{T}$ . Interestingly the value of  $\Delta_{CO}$  at  $H=0$  is much less than that seen in the ZFC sample. This also points to an incomplete CO in the FC sample, when the field is removed.

In the FC sample we make yet another observation. When the field is reduced at low temperature and the CO state sets in, there is a clear existence of two phases as we can make out from the TS data as shown in the inset of figure 5. At a field of 4 T the measured gap is zero at some positions on the sample and finite at other positions. This behavior is denoted by the two values of  $\Delta_{CO}$  at  $H=4\text{T}$  and is marked by an arrow.

Our experiment in both FC and ZFC samples clearly establishes that the stability of the CO state under a magnetic field depends on whether there is a gap in the DOS at  $E_F$ . In a recent experiment on the compound  $(\text{NdLa})_{0.5}\text{Ca}_{0.5}\text{MnO}_3$  we found that a lattice instability can lead to a collapse of the incipient CO state [16]. In that case also we find that a gap in the DOS at  $E_F$  closes when the CO state collapses. We can thus conclude that in these compounds a gap in the DOS at  $E_F$  ( $\Delta_{CO}$ ) is a necessary condition for the stability of the CO state.

When a CO state melts in a magnetic field,  $\rho$  changes substantially. This can arise either from changes in the mobility,  $\mu$  or in the free carrier density,  $n$  or both. In the specific case of  $\text{Nd}_{0.5}\text{Sr}_{0.5}\text{MnO}_3$  the CO state is also a spin ordered AFM state. In a magnetic field it undergoes a metamagnetic transition and becomes ferromagnetic. In the ferromagnetic state (which is stabilized by double exchange interaction) the spin alignment will definitely lead to an enhancement of  $\mu$  leading to a decrease in  $\rho$ . However, if there is a gap in the DOS at  $E_F$  which closes in the magnetic field, it will lead to an enhancement of  $n$  when the CO state melts. This in turn will reduce the  $\rho$  substantially. Our experiment suggests that a substantial contribution in the reduction in  $\rho$  on melting of the CO state arises from the gap closing. Independent experimental tests like Hall measurement can establish whether there is indeed an enhancement of  $n$  when the CO state melts in a magnetic field.

To summarize we have shown that when a CO state melts in a magnetic field the gap in the DOS at  $E_F$  collapses. We have concluded that a gap in the DOS at  $E_F$  is needed for stability of the CO state. As result of the gap closing the free carrier density  $n$  should increase on melting of the CO state, leading to a reduction in  $\rho$

by orders of magnitude. The magnitude of  $\Delta_{CO}$  is large compared to the thermal scale  $k_B T_{CO}$ . At  $T/T_{CO} \approx 0.7$  the CO state melts in a field of  $\approx 4\text{T}$ . The scale of magnetic energy required to collapse the CO gap is an order of magnitude less than the scale of  $\Delta_{CO}$ . In our opinion this anomaly of the energy scales remains an open and relevant issue and it is a feature characteristic of the charge ordering phenomenon in manganites.

One of us (AKR) wants to thank DAE (BRNS), Government of India, for a sponsored project.

---

\* Present address: Center for Superconductivity Research, Department of Physics, University of Maryland, College Park, MD-20742.

† Currently on lien to: National Physical Laboratory, Dr. K.S. Krishnan Marg, New Delhi-110012, INDIA.

- [1] R. von Helmholt, J. Weckerg, B. Holzapfel, L. Schultz, and K. Samwer, Phys. Rev. Lett. **71**, 2331 (1993)
- [2] K. Chahara, T. Ohno, M. Kasai, and Y. Kozono, Appl. Phys. Lett. **63**, 1990 (1993)
- [3] A. Urushibara, Y. Moritomo, T. Arima, A. Asamitsu, G. Kido and Y. Tokura, Phys. Rev. B **51**, 14103 (1995)
- [4] R. Mahendiran, S. K. Tiwary, A.K. Raychaudhuri, T. V. Ramakrishnan, R. Mahesh, N. Rangavittal and C.N.R. Rao, Phys. Rev. B **53**, 3348 (1996)
- [5] H. Y. Hwang, S-W. Cheong, P. G. Radaelli, M. Marezio, and B. Batlogg, Phys. Rev. Lett. **75**, 914 (1995)
- [6] R. Mahendiran, R. Mahesh, A.K. Raychaudhuri, and C.N.R. Rao, Phys. Rev. B **53**, 12160 (1996)
- [7] H. Kuwahara, Y. Tomioka, A. Asamitsu, Y. Moritomo, and Y. Tokura, Science **270**, 961 (1995)
- [8] M.R. Lees, J. Barratt, G. Balakrishnan, D. McK. Paul and M. Yethiraj, Phys. Rev. B **52**, 14 303 (1995)
- [9] T. Vogt, A.K. Cheetham, R. Mahendiran, A.K. Raychaudhuri, R. Mahesh, and C.N.R. Rao, Phys. Rev. B **54**, 15303 (1996)
- [10] Amlan Biswas, A. K. Raychaudhuri, R. Mahendiran, A. Guha, R. Mahesh and C. N. R. Rao, J. Phys: Condens. Matter **9**, L355 (1997)
- [11] A. Chainani, H. Kumigashira, T. Takahashi, Y. Tomioka, H. Kuwahara, and Y. Tokura, Phys. Rev. B **56**, R15513 (1997)
- [12] S. K. Mishra, R. Pandit, and S. Satpathy, Phys. Rev. B **56**, 2316 (1997)
- [13] N. Kumar and C. N. R. Rao, J. Solid State Chem. **129**, 363 (1997)
- [14] Amlan Biswas, Suja Elizabeth, A. K. Raychaudhuri, and H. L. Bhat, Phys. Rev. B **59** 5368 (1999)
- [15] V. N. Smolyaninova, K. Ghosh and R. L. Greene, Phys. Rev. B **58** R14 725 (1998)
- [16] Anthony Arulraj, Amlan Biswas, A. K. Raychaudhuri, C. N. R. Rao, P. M. Woodward, T. Vogt, D. E. Cox and A. K. Cheetham, Phys. Rev. B **57** R8115 (1998)