

3D Anderson transition for two electrons in 2D

D. L. Shepelyansky

Laboratoire de Physique Quantique, UMR 5626 du CNRS, Université Paul Sabatier, F-31062 Toulouse Cedex 4, France
(February 17, 1999)

It is shown that the Coulomb interaction can lead to delocalization of two electron states in two-dimensional (2D) disordered potential in a way similar to the Anderson transition in three dimensions (3D). At fixed disorder strength the localized phase corresponds to low electron density and large value of parameter r_s .

PACS numbers: 71.30.+h, 72.15.Rn, 05.45.+b

Contrary to the well established theoretical result [1], according to which noninteracting electrons are always localized in 2D disordered potential, the pioneering experiment by Kravchenko *et al.* [2] demonstrated the existence of metal-insulator transition for real interacting electrons in 2D. The ensemble of experimental data obtained by different groups [3–8] clearly indicates the important role played by interaction. In the majority of experiments the Coulomb energy of electron - electron interaction E_{ee} is significantly larger than the Fermi energy E_F , estimated for noninteracting electron gas in absence of disorder. The ratio of these energies is characterized by the dimensionless parameter $r_s = 1/\sqrt{\pi n_s} a_B^* \simeq E_{ee}/E_F$, where n_s is the electron density in 2D, and $a_B^* = \hbar^2 \epsilon_0 / m^* e^2$, m^* , ϵ_0 are the effective Bohr radius, electron mass and dielectric constant respectively. Such large r_s values as 10 - 30 have been reached experimentally [2–8]. At these r_s the electrons are located far from each other and it is natural to assume that in this regime the interaction effects will be dominated by pair interaction. The important role of the residual two-body interaction is also clear from the fact that in the Hartree-Fock (mean field) approximation the problem is again reduced to the one-particle 2D disordered potential with localized eigenstates [1].

The problem of two electrons interacting in the localized phase is rather nontrivial. Indeed, recently it has been shown that a short range repulsive/attractive interaction between two particles can destroy one-particle localization and lead to creation of pairs propagating on a distance much larger than their size [9–13]. The pair size is of the order of one-particle localization length l_1 . Inside this length the collisions between particles destroy the quantum interference that results in their coherent propagation on a distance $l_c \gg l_1$. The important point is that only pairs can propagate on a large distance. Indeed, the particles separated by a distance $R \gg l_1$ have exponentially small overlap, the interaction between them is weak and such states are localized as in the noninteracting case. According to the theoretical estimates [9,10,13] in 2D the localization length l_c grows exponentially with l_1 according to the relation $\ln(l_c/l_1) \sim \kappa > 1$. Here $\kappa \sim \Gamma_2 \rho_2$, where $\Gamma_2 \sim U^2/(V l_1^2)$ is the interaction in-

duced transition rate between localized states in *e.g.* 2D Anderson model, $\rho_2 \sim l_1^4/V$ is the density of two-particle states directly coupled by interaction, V is the hopping between nearest sites, U is on (nearest) site interaction, and energy is taken in the middle of the band. In a sense the above estimate is similar to the case of one-particle localization in 2D where $\ln l_1 \sim k_F \ell \sim (V/W)^2$ and the product of the Fermi wave vector k_F on mean free path ℓ is proportional to a local diffusion rate [14]; W is the strength of on site disorder. Indeed, in the same manner the interaction induced diffusion rate of a pair is given by $D_2 \sim l_1^2 \Gamma_2 \sim \kappa/l_1^2 \propto \ln l_c$. According to the above estimates l_c should vary smoothly with the effective interaction strength characterized by the dimensionless parameter κ . However, this consideration is valid only for a short range interaction while the analysis of the long range Coulomb interaction requires a separate study. The investigation of this case is also dictated by the experiments [2–8] where the electrons are not screened and are located far from each other ($r_s \gg 1$). On a qualitative grounds one can expect that the effect of Coulomb interaction will be stronger since electrons are always interacting in a difference from the case of short range interaction. As we will see later the interaction effects will play an important role even at low density when the electrons are far from each other ($R \gg l_1$) and where the interaction can lead to the delocalization transition similar to one in the 3D Anderson model. It is convenient to study this transition by the means of level spacing statistics as it was done for 3D one-particle case in [15].

To analyze the effect of Coulomb interaction between two electrons let us consider the 2D Anderson model with the diagonal disorder ($-W/2 < E_i < W/2$), hopping V , the lattice constant $a = 1$ and the interaction $U/|\mathbf{r}_1 - \mathbf{r}_2|$. In these notations $r_s = U/(2V\sqrt{\pi n_s})$ and it is convenient to introduce another dimensionless parameter $r_L = U l_1 / 2\sqrt{\pi} V$ which is equal to r_s value at $n_s = 1/l_1^2$. We will consider the case with $U \sim V$ and $r_s \gg 1$ when the average distance between electrons $R = |\mathbf{r}_1 - \mathbf{r}_2|$ is much larger than their noninteracting localization length: $R \sim 1/\sqrt{n_s} \sim r_s \gg l_1 \gg 1$. In this case the two-body interelectron interaction has a dipole-dipole form and is of the order of $U_{dd} \sim U \Delta \mathbf{r}_1 \Delta \mathbf{r}_2 / R^3 \sim$

Ul_1^2/R^3 . Indeed, the first two terms in the expansion of Coulomb interaction give only mean field corrections to one-particle potential and the nontrivial two-body term appears only in the second order in the electron displacements $\Delta\mathbf{r}_1 \sim \Delta\mathbf{r}_2 \sim l_1$ near their initial positions $\mathbf{r}_{1,2}$. The matrix element of this dipole-dipole interaction between localized noninteracting eigenstates is of the order of $U_s \sim U \sum \Delta\mathbf{r}_1 \Delta\mathbf{r}_2 \psi^4 / R^3 \sim U/R^3$. Here $\psi \sim \exp(-|\Delta\mathbf{r}_{1,2}|/l_1)/l_1$ are localized one-electron states and due to localization the sum runs over l_1^4 sites and each term in the sum has a random sign. According to the Fermi golden rule these matrix elements give the interaction induced transition rate $\Gamma_e \sim U_s^2 \rho_2 \sim U_{dd}^2/V$, where the density of coupled states in the middle of the energy band is still $\rho_2 \sim l_1^4/V$ since due to localization only jumps on a distance l_1 are allowed. These interaction induced matrix elements mix two-electron states if $\kappa_e \sim \Gamma_e \rho_2 > 1$, that corresponds to $R < l_1(Ul_1/V)^{1/3}$ (a similar estimate for electrons in 3D was given in Ref. 1b). Since $l_1 \gg 1$ the condition $R \gg l_1$ is still satisfied. For $\kappa_e > 1$ these transitions lead to a diffusion with the rate

$$D_e \sim l_1^2 \Gamma_e \sim V \kappa_e / l_1^2 \quad (1)$$

This diffusion expands in an effective 3D space. Indeed, the center of mass of two electrons diffuses in 2D lattice plane and in addition the electrons diffusively rotate on a ring of radius R and width l_1 . The radius of the ring is related to the e - e -energy $E \sim U/R$ which remains constant. Since $R \gg l_1$ it takes a long time to make one rotation along the ring. As for the 3D Anderson model this diffusion becomes delocalized when the hopping is larger than the level spacing between directly coupled states, namely:

$$\chi_e \sim \kappa_e^{1/6} \sim r_L^{4/3} / r_s > 1 \quad (2)$$

Formally the situation corresponds to a quasi-two dimensional case with $M_{ef} \approx \pi R/l_1 = \pi r_L^{1/3} \gg 1$ parallel planes (number of circles of size l_1 in the ring) so that the pair localization length l_c jumps from $l_c \sim l_1$ for $\kappa_e < 1$ to $l_c \sim l_1 \exp(\pi \kappa_e r_L^{1/3}) \gg l_1$ above the transition $\kappa_e > 1$. The transition is sharp and similar to 3D Anderson transition when $r_s > r_L \gg 1$. If electrons would be able to move inside the ring then M_{ef} would be even larger ($M_{ef} \sim r_L^{2/3}$).

It is important to stress that the parameter χ_e which determines the delocalization border and measures the effective strength of two-body interaction decreases with the increase of r_s . Apparently, this looks to be against the common lore according to which the larger is r_s the stronger is the e - e -interaction. The reason of this contradiction with (2) is simply due to the fact that r_s compares E_{ee} with E_F computed in the *absence* of disorder. In the presence of not very weak disorder

($r_D = E_{ee}/W \ll 1$ and $r_L \gg 1$) the one-electron states are localized and form the basis of Coulomb glass [16]. In this Coulomb glass phase the e - e -interaction becomes weaker and weaker with the growth of average distance between electrons $R \sim n_s^{-1/2} \propto r_s$ in the natural agreement with (2). The transition border (2) was obtained for excited states. However, it is clear that if the interaction is not able to delocalize the excited states then the low energy states will also remain localized since two-electron density ρ_2 drops at low energy. In this sense (2) determines the upper border for r_s .

To study the delocalization transition (2) the level spacing statistics $P(s)$ is determined numerically for different system sizes L . To follow the transition from the localized phase with the Poisson statistics $P_P(s)$ to delocalized one with the Wigner-Dyson statistics $P_{WD}(s)$ it is convenient to use the parameter $\eta = \int_0^{s_0} (P(s) - P_{WD}(s)) ds / \int_0^{s_0} (P_P(s) - P_{WD}(s)) ds$, where $s_0 = 0.4729\dots$ is the intersection point of $P_P(s)$ and $P_{WD}(s)$ [17]. In this way $\eta = 1$ corresponds to the Poissonian case, and $\eta=0$ to $P_{WD}(s)$. The dependence of η on the one electron energy $\epsilon = E/2$, counted from the ground state is shown in Fig. 1 for different disorder W and interaction strength U . Usually ND=4000 realizations of disorder are used and in addition the average in a small energy interval allows to increase the total statistics for $P(s)$ and η from $NS = 12000$ for low energy states up to $NS = 10^6$ at high energies with larger density of levels. The matrix diagonalization is done in the one-electron eigenbasis truncated at high energies that allowed to study two electron low energy excitations (with energy E) at large system sizes $L \leq 24$. The periodic boundary conditions are used for one-electron states, the Coulomb interaction is taken between electrons in one cell of size L and with 8 charge images in nearby 8 cells. The Coulomb interaction periodic in one cell gave similar results. Only the triplet case was considered but the singlet case should give similar results [9,12].

The results of Fig.1a show that at fixed interaction and strong disorder $W/V = 15$ the $P(s)$ statistics approaches to the Poisson distribution ($\eta = 1$) at large system size L and large $r_s = UL/(2\sqrt{2}\pi V)$. This means that all states are localized. For smaller disorder the situation becomes different (Fig. 1b,c). While near the ground state still $\eta \rightarrow 1$ for large L , the tendency is inverted above some critical energy ϵ_c where $\eta \rightarrow 0$. All curves $\eta(\epsilon)$ for different L are crossed in one point in a way similar to the 3D Anderson transition studied in [15]. This result can be understood in the following way. At strong Coulomb interaction $U \sim V$ the excitation energy ϵ is related to the distance between electrons R : $\epsilon \sim U/R$ (similar relation was used in [16] for the Coulomb glass). At higher ϵ the distance R becomes smaller, the interaction is stronger and for $\epsilon > \epsilon_c$ the delocalization border $R \sim U/\epsilon \sim l_1 r_L^{1/3}$ (2) is crossed and the states

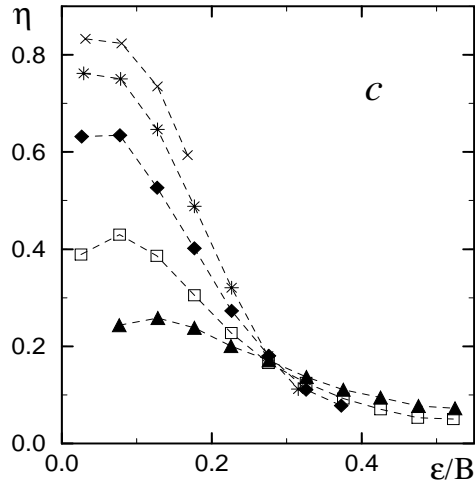
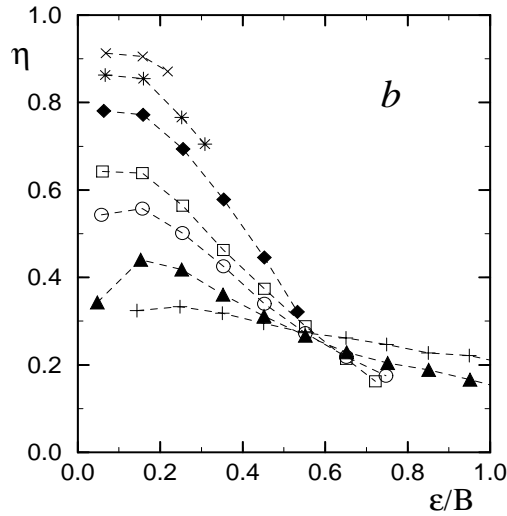
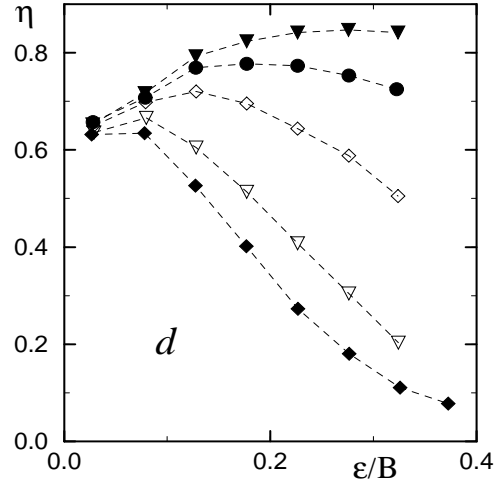
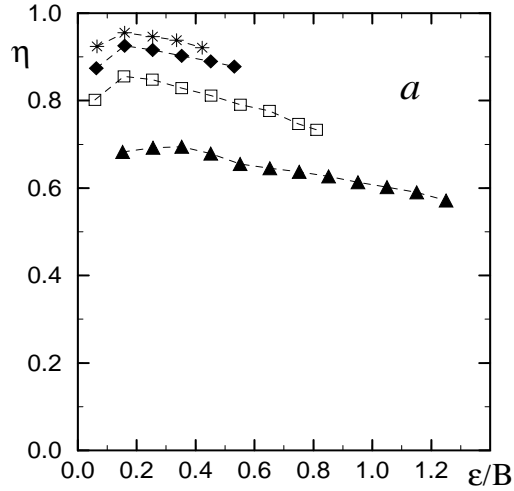


FIG. 1. Dependence of η on the rescaled one-electron energy ϵ/B (with $B = 4V$) for different W , system size L (a-c) and interaction strength U (d). For (a-c): the size is $L = 6(+); 8(\text{full triangle}); 10(o); 12(\square); 16(\text{full diamond}); 20(*); 24(\times)$, so that $2.39 \leq r_s \leq 9.57$, $U/V = 2$ and $W/V = 15(a); 10(b); 7(c)$. For (d): $W/V = 7, L = 16$ and $U/V = 2$ (full diamond); $1(\nabla); 0.4(\diamond); 0.2$ (full circle); 0.1 (full triangle).

become delocalized. Since the distance R is related with the two electron energy $E = 2\epsilon \sim U/R$ the spacing statistics $P(s)$, which is local in energy and therefore also in R , is not influenced by states where particles are far from each other. In this sense the situation is different from the case of short range interaction. According to the above arguments $\tilde{\epsilon}_c = \epsilon_c l_1^{4/3}/B$ should remain constant when l_1 changes with disorder. The value of l_1 can be extracted from the average inverse participation ratio $\xi_1 = 1/\sum |\psi|^4$ computed for one-particle states in the middle of the band ($l_1 \sim \sqrt{\xi_1}$). For $L = 24$ and $W/V = 10; 7; 5$ we have respectively $\xi_1 = 11.6; 36.7; 84.2$ that with $\epsilon_c/B \approx 0.6; 0.28; 0.16$ (the case $W/V = 5$ is not shown) gives $\tilde{\epsilon}_c = 3.08 \pm 0.01$ in a satisfactory agreement with the above expectations. The variation of η with the interaction U is shown in Fig. 1d. According to it η increases with the decrease of U (states become more localized) in agreement with the general estimate (2). The analysis above allows to understand the dependence of η on ϵ and L . Another reason for the decrease of η at higher ϵ is related to the fact that the two-electron density of states ρ_2 grows with energy that allows to mix levels more easily. A more detail theory should take this fact into account but also to analyze the variation of the rate Γ_e with ϵ . The results in this direction will be published elsewhere [18].

The $P(s)$ statistics for two electrons in 2D near the critical point ϵ_c/B is shown in Fig. 2. Its comparison with the critical statistics in 3D Anderson model taken

from [19] (see also [20]) demonstrates that both statistics are really very close in agreement with the arguments given above. At the critical point the value of η_c is close to its value in the Anderson model ($\eta_c = 0.20$). The small deviations from this value in the case of 2D electrons ($\eta_c \approx 0.25(W/V = 10); 0.17(W/V = 7)$) can be attributed to the fact that the parameter $l_1^{1/3}$ was not sufficiently large. The investigation of the case with larger l_1 requires a significant increase of the system size $L > 24$. Indeed, for $L = 24$ and $W/V = 5$ the localization length becomes comparable with L ($l_1 \sim \sqrt{\xi_1} \approx 9$) that gives a decrease of $\eta_c \approx 0.13$.

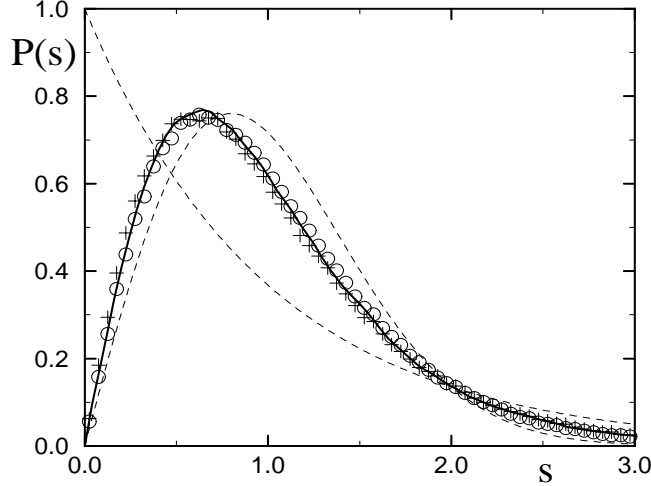


FIG. 2. Level statistics $P(s)$ for two 2D electrons at the critical point: (+) - $W/V = 10, L = 12$ ($0.55 \leq \epsilon/B \leq 0.65$), total statistics $NS = 4 \times 10^5$ (see Fig. 1b); (o) - $W/V = 7, L = 16$ ($0.25 \leq \epsilon/B \leq 0.3$), $NS = 5 \times 10^5$ (see Fig. 1c). The full line shows the critical $P(s)$ in 3D Anderson model ($W/V = 16.5, L = 14$, taken from Ref. [19]); the dashed lines give Poisson statistics and Wigner surmise.

Of course, one cannot expect that the simple model of two electrons considered above will explain the variety of experimental results obtained by different groups [3–8]. However, it shows some tendencies which are in agreement with the experiment. Indeed at large r_s (density lower than some critical n_c) the experiments demonstrate the transition from metal to insulator. According to Fig. 4 in [6] the density at the transition $n_c \propto 1/\sqrt{r_s}$ drops exponentially with the increase/decrease of the mobility/disorder $\mu \propto 1/W^2$. This qualitatively agrees with the estimate (2) according to which near the transition $\log n_c \sim \log(1/r_s) \sim -\log r_L \sim -1/W^2$. However, the condition $r_s \gg r_L$ seems to be not well satisfied and apparently multi-electron effects should be also taken into account. Another interesting experimental result (Fig. 2 in [8]) shows that the conductivity σ_c near the critical point grows with increase of density n_c or disorder W . This is in a qualitative agreement with the estimate (1) according to which $\sigma_c \sim D_e/V \sim 1/l_1^2 \propto r_L^{-2} \propto$

$r_s^{-8/3} \propto n_c^{4/3}$ since near the critical point (2) $\kappa_e \sim 1$ and $r_s \sim r_L^{4/3}$. It is also interesting to remark that the scaling index $\nu \approx 1.5$ found in [3] is close to the index $\nu \approx 1.5$ near 3D Anderson transition (the fact that in 3D $\nu \approx s$ can be related to the observed symmetry of I-V curves).

I thank Y.Hanein and A.Hamilton for the stimulating discussions of experimental results, D.Braun for the possibility to use the data of Ref. [19] and K.Frahm for a useful suggestion.

- [1] E. Abrahams, P. W. Anderson, D. C. Licciardello, and T. V. Ramakrishnan, Phys. Rev. Lett. **42**, 673 (1979).
- [2] S. V. Kravchenko, G. V. Kravchenko, J. E. Furneaux, V. M. Pudalov, and M. D'Iorio, Phys. Rev. B **50**, 8039 (1994); S. V. Kravchenko, W. E. Mason, G. E. Bowker, J. E. Furneaux, V. M. Pudalov, and M. D'Iorio, Phys. Rev. B **51**, 7038 (1995).
- [3] S. V. Kravchenko, D. Simonian, M. P. Sarachik, W. Mason, and J. E. Furneaux, Phys. Rev. Lett. **77**, 4938 (1996).
- [4] D. Popović, A. B. Fowler, and S. Washburn, Phys. Rev. Lett. **79**, 1543 (1997).
- [5] P. T. Coleridge, R. L. Williams, Y. Feng, and P. Zawadzki, Phys. Rev. B **56**, R12764 (1997).
- [6] Y. Hanein, D. Shahar, J. Yoon, C. C. Li, D. C. Tsui, and H. Shtrikman, Phys. Rev. B **58**, R7520 (1998).
- [7] M. Y. Simmons, A. R. Hamilton, M. Pepper, E. H. Linfield, P. D. Rose, and D. A. Ritchie, Phys. Rev. Lett. **80**, 1292 (1998).
- [8] V. M. Pudalov, G. Brunthaler, A. Prinz, and G. Bauer, JETP Lett. **68**, 534 (1998).
- [9] D. L. Shepelyansky, a) Phys. Rev. Lett. **73**, 2607 (1994); b) p.201 in [13].
- [10] Y. Imry, Europhys. Lett. **30**, 405 (1995); p.211 in [13].
- [11] D. Weinmann, A. Müller-Groeling, J.-L. Pichard, and K. Frahm, Phys. Rev. Lett. **75**, 1598 (1995); p.221 in [13].
- [12] F. von Oppen, T. Wettig, and J. Müller, Phys. Rev. Lett. **76**, 491 (1996); p. 235 in [13].
- [13] *Correlated fermions and transport in mesoscopic systems*, Eds. T.Martin, G.Montambaux and J.Trân Thanh Vân, Editions Frontieres, Gif-sur-Yvette, (1996).
- [14] P. A. Lee, and T. V. Ramakrishnan, Rev. Mod. Phys. **57**, 287 (1985).
- [15] B. I. Shklovskii, B. Shapiro, B. R. Sears, P. Lambrianides and H. B. Shore, Phys. Rev. B **47**, 11487 (1993).
- [16] B. I. Shklovskii, and A. L. Efros, *Electronic properties of doped semiconductors*, Springer-Verlag, Berlin-Heidelberg (1984).
- [17] P. Jacquod and D. L. Shepelyansky, Phys. Rev. Lett. **79**, 1837 (1997).
- [18] D. L. Shepelyansky, in preparation (1999).
- [19] D. Braun, G.Montambaux and M.Pascaud, Phys. Rev. Lett. **81**, 1062 (1998).
- [20] I. Kh. Zharekeshv, and B. Kramer, Phys. Rev. Lett. **77**, 717 (1997).