

Computational Complexity of Determining the Barriers to Interface Motion in Random Systems

A. Alan Middleton

Department of Physics, Syracuse University, Syracuse, New York 13244

(July 16, 1998)

The low-temperature driven or thermally activated motion of several condensed matter systems is often modeled by the dynamics of interfaces (co-dimension-1 elastic manifolds) subject to a random potential. Two characteristic quantitative features of the energy landscape of such a many-degree-of-freedom system are the ground-state energy and the magnitude of the energy barriers between given configurations. While the numerical determination of the former can be accomplished in time polynomial in the system size, it is shown here that the problem of determining the latter quantity is NP-complete. Exact computation of barriers is therefore (almost certainly) much more difficult than determining the exact ground states of interfaces.

I. INTRODUCTION

Numerical computation has been extensively used for confirming scaling relations from analytical work and for computing exponents in the statistical mechanics of disordered systems, such as random magnetic systems [1]. In order to calculate long wavelength and low frequency behaviors, and to precisely determine exponent values, one needs to study a number of samples of large dimension. The utility of numerical techniques strongly depends on how the computational demands, such as the number of operations needed by an algorithm, scales with system size. Direct simulation by Monte Carlo techniques often cannot be used to determine the exact ground state in large systems, for example, due to the extremely slow relaxation times typical of disordered systems [2]. In contrast, the exact ground state can be found for many systems [3–6], using combinatorial optimization techniques, with a computational time that grows polynomially with the volume of the system V (in practice, the computational time often scales roughly as V^b , with $1 < b < 2$ [5,6].) More detailed information about the “energy landscape” of the model, besides ground state energies, is needed to determine dynamical behavior, which is generally modeled by studying thermal activation over barriers between low-energy states [2,7]. It is shown in this paper that, for many models that might be of physical interest, the numerical study of barrier heights is in the set of NP-complete problems [8].

To define NP-complete problems, one first defines NP (non-deterministic polynomial time) problems [8]. A problem which is NP is one for which a proposed solution be verified in an amount of time that grows no faster than a polynomial in the size of the problem definition, given a model of a computer as a Turing machine [9]. An NP-complete problem is then defined as an NP problem such that if there existed an algorithm that produced a solution in polynomial time (polynomial

in the size of the definition of the problem), such an algorithm could be adopted to solve any NP problem in polynomial time. The class of NP-complete problems includes the traveling salesman problem [8] and ground states of spin glasses on general graphs [10]. It is generally believed that no polynomial-time algorithm exists for NP-complete problems, though a proof of this is an outstanding problem in computer science. Showing that determining barrier heights can be an NP-complete problem therefore strongly suggests that no polynomial time algorithm can be found that exactly determines barrier heights.

II. INTERFACE MODEL

To address the computational complexity of a problem, a discrete formulation must be given and the size of the problem must be defined. We consider here the study of the configurations of a self-avoiding, connected D -dimensional interface embedded in a bounded region $X \subset \mathbf{R}^d$, $d = D + 1$, such as might be used to approximate a domain wall in a magnet. The interface separates X into two disjoint sets. A discretization can be made by approximating the interface by a set of D -dimensional polyhedra, which are the faces of d -dimensional cells that partition the region X . One might consider the cells to represent actual atoms (with the polyhedral faces being polygons for $d = 3$ lattices) or as elements of a coarse-grained description, with cells having a size of typical disorder-induced distortions in the elastic interface [11]. The size of the interface problem can then be defined as the number of cells n in the decomposition of X , assuming that there is an n -independent bound on the number of faces for any cell, so that the number of discrete faces which make up the interface is then bounded by a constant multiple of n [12]. The dynamics of the interface is a sequence of simple moves which move the interface

through primitive cells, one at a time, while maintaining the self-avoidance and connectedness constraints.

For this model of an interface, it is natural to reformulate the interface problem as an Ising model on a graph $G_0 = (V_0, E_0)$ given by the cellular decomposition of X . The nodes of the graph V_0 are identified with the primitive cells (E_0 will be defined for special cases, in the next paragraph.) Each node is assigned a spin variable s_i , which takes on values ± 1 , with a sign depending on which side of the interface cell i , $1 \leq i \leq n$, belongs to. In general, the energy of the interface could be any function of the $\{s_i\}$ and could have a number of *independent* values exponential in n . Determining the ground state of the interface given by such an energy function would likely necessitate the computation of a number of energies exponential in the volume. We do not consider this case here, as it is not of physical interest.

A more restricted, but natural case, is to represent the energy of an interface as the sum over interactions between the spins. That is, consider the energy function

$$E = - \sum_{i,j} J_{ij} s_i s_j, \quad (1)$$

where the J_{ij} are edge weights; when $J_{ij} \neq 0$, an edge $e = (i, j) \in E_0$ is included in G_0 . We consider here only the case of $J_{ij} \geq 0$, as the case where $J_{ij} < 0$ for some bonds is the spin-glass problem, for which determining even the ground state is an NP-complete problem, for graphs of physical lattices in more than two dimensions [10]. The energy is equal to twice the total weight of the bonds which intersect the interface, up to the additive constant $-\sum_{i,j} J_{ij}$. If the energy is given by nearest neighbor interactions, i.e., $J_{ij} \neq 0$ only for cells i and j that share a face, this energy corresponds to a nearest neighbor random-bond Ising model (RBIM).

The ground state energy of the interface is then defined as finding the minimum of E over all configurations $\{s_i\}$, possibly subject to boundary conditions that define the two regions of space that are to be separated. Such ground state energies and configurations give a great deal of information about the system, including the response to boundary condition changes and sensitivity to random changes in the J_{ij} [13]. Such information for the RBIM and many other problems can be found using polynomial-time algorithms [5,6].

A more subtle characterization of the energy landscape is the energetics of extremal paths in configuration space. A sequence of configurations related by simple moves (flips of single spins adjacent to the interface) are the paths of interest in configuration space. The cost of a path is defined as the maximal value of the interface energy over all intermediate configurations in the path. The barrier between two given configurations can then be defined as the minimal cost over all allowed paths between the two configurations.

More precisely, a path Q of length M is defined by an initial configuration $\{s_i\}$ and a sequence of locations for single spin flips, $\{Q_1, Q_2, \dots, Q_M\}$, with $1 \leq Q_j \leq n$ for all $1 \leq j \leq M$. Each spin flip corresponds to moving a cell from one partition (side of the interface) to the other, with the sequence constrained by the interface self-avoidance and connectedness conditions. The result of a partial sequence of spin flips $P_k^Q = (Q_1, \dots, Q_k)$, $1 \leq k \leq M$, operating on a spin configuration $\{s_i\}$ is given by its action on individual spins

$$P_k^Q s_i = (-1)^{n_{ki}} s_i, \quad (2)$$

where n_{ki} is the number of times $Q_l = i$ for $1 \leq l \leq k$. P_0 is the identity operation. The value of the barrier $B(S_1, S_2)$ separating two spin configurations $S_1 = \{s_i^1\}$ and $S_2 = \{s_i^2\}$ is then given by

$$B(S_1, S_2) = \min_{\{Q | P_M^Q(S_1) = S_2\}} \max_{k=0, \dots, M(Q)} E[P_k^Q \{s_i\}]. \quad (3)$$

III. BARRIER FOR AN ARBITRARY GRAPH

Though the ground state of the random-bond or random-field Ising magnet for a given realization of bonds can be computed in amount of time bounded by a polynomial in the number of bonds and sites [3–6], the problem of finding the barrier between two states will be shown here to belong to the class of NP-complete problems, for the motion of a self-avoiding interface. There are no known polynomial-time algorithms for solving NP-complete problems and it is generally believed that such problems require a time for solution that grows faster than any polynomial in the problem size [8]. The barrier problem is therefore (almost certainly) in a computational complexity class distinct from that of the ground-state problem.

The barrier problem can be shown to be NP-complete for general graphs. This is done by a reduction [8] of a register allocation problem, which has been shown to be NP-complete [14], to the barrier problem. Loosely stated (see [14] for more detail), the register allocation problem is that of determining the amount of memory a CPU needs to use to store intermediate results in the evaluation of an arithmetical expression. The problem size is given by the size of the arithmetical expression, which is defined by a set of parenthesized binary operations. Initially, no register memory is used, but values for the variables in the expression are loaded into registers and intermediate results are stored in registers, until the expression is completely evaluated. The cost to be minimized is the maximum number registers in use at any time during the computation. The cost is affected by the order in which the binary operations are evaluated and in which the values are loaded into registers. The correspondence between the register allocation problem and finding

the minimal barrier to interface motion can be made by identifying cells as the numerical values (original inputs to the expression and the results of binary operations) needed in the evaluation of the arithmetic expression and identifying shared faces of the cells with the dependencies of results on subexpressions. The interface separates evaluated numbers from intermediate results yet to be computed. The energy of the interface is taken to be the number of cells that contact one side of the interface; this is the number of intermediate results that are available in registers for further evaluation of the expression. The optimization of register use is then equivalent to finding the minimum energy barrier to moving an interface through the graph determined by the algebraic expression. As the register allocation problem is NP-complete, the corresponding (high-dimensional) interface problem is NP-complete. I do not give a more detailed proof here, however, as the following section shows that a restricted interface barrier problem is NP-complete. This directly implies the NP-completeness of the more general problem. It is of interest, however, to note the close relationship between the determination of barriers in a type of interface motion and computational resource problems such as register allocation.

IV. BARRIER FOR A LOOP IN $D = 2$

Consider now the more specific model of an interface described by a self-avoiding closed path in a planar graph G . The graph G is dual to a graph G_0 which defines a nearest-neighbor RBIM. The edges of G will be the faces of the cells defining interface motion. The face separating cells i and j is assigned weight $2J_{ij}$. Here we will restrict the J_{ij} to have non-negative half-integer values. The energy of the loop is then the sum of the weights of the edges it passes through. This interface might define the surface of a magnetic domain in two dimensions, for example. Finding the barrier that separates two configurations of a loop in the plane will be referred to here as the loop-barrier problem. Note that the loop is permitted to vary in length.

The ground state of a loop in a plane can be determined in polynomial time using maxflow algorithms [4,5,15] on the graph G_0 . One can either find the the minimum cost interface separating two points or regions, for example, or a globally minimal interface [16]. Not all loop or path problems in the plane are so easily solved. There is at least one example where finding the ground state for a loop is an NP-complete problem: the NP-complete problem of finding a Hamiltonian path in a planar cubic graph can be reduced to determining the ground state of a loop in the plane with *fixed length* [17]. In contrast, finding the minimal *directed* path of fixed length is easily shown to be linear in the volume of the lattice, as shortest-path algorithms can be used [3].

It will be shown here that the loop-barrier problem is NP-complete by a reduction of the problem planar 3-satisfiability (P3SAT) [8,18]. That is, any algorithm which solves the loop-barrier problem can be applied to solve P3SAT problems and the time taken to translate an instance (realization) of the P3SAT problem to a loop-barrier instance is bounded by a polynomial in the size of the P3SAT instance. Since P3SAT is NP-complete, it follows that determining the barriers for loops in the plane (and, trivially, barriers to the motion of closed surfaces in higher dimensions) is NP-complete.

To define P3SAT, it is convenient to consider first the more general problem of 3-satisfiability (3SAT) [8]. An instance of 3SAT is defined by a set of p' Boolean variables $B = \{u_1, \dots, u_{p'}\}$ and q' clauses $C = \{c_1, \dots, c_{q'}\}$. A clause c_i is a triplet of literals,

$$c_i = \{z_i^1, z_i^2, z_i^3\}, \quad (4)$$

where each literal z_i^a is either u_j or \bar{u}_j (the negation of u_j) for some $1 \leq j(a, i) \leq p'$. The set of clauses is said to be satisfiable if, for some set of truth assignments for the $\{u_j\}$, at least one of the literals in c_i is true, for all $1 \leq i \leq q'$. That is, there is a choice of values for the $\{u_j\}$ such that the Boolean expression

$$(z_1^1 \vee z_1^2 \vee z_1^3) \wedge (z_2^1 \vee z_2^2 \vee z_2^3) \wedge \dots \wedge (z_{q'}^1 \vee z_{q'}^2 \vee z_{q'}^3) \quad (5)$$

is true. The problem 3SAT is to determine whether Eq. (5) is satisfiable.

A given satisfiability problem can be identified with a graph $G' = (V', E')$, with vertices

$$V = \{v_k : 1 \leq k \leq p' + q'\} = B \cup C, \quad (6)$$

(renaming variables $\{u_1, \dots, u_{p'}\}$ and clauses $\{c_1, \dots, c_{q'}\}$ as $\{v_1, \dots, v_{p'}\}$ and $\{v_{p'+1}, \dots, v_{p'+q'}\}$, respectively.) The edge set E' is defined by

$$E' = \{(v_i, v_j) : 1 \leq i \leq p', p' < j \leq p' + q', \\ u_i \in c_{j-p'} \text{ or } \bar{u}_i \in c_{j-p'}\}. \quad (7)$$

The instances of P3SAT are just those 3SAT instances whose graphs G' can be embedded in a plane (the vertices and edges can be placed so that edges do not intersect.)

P3SAT has been shown to be NP-complete [18]. In the proof developed in Ref. [18], it is shown that any 3SAT instance can be polynomially reduced to a P3SAT instance. The construction of the P3SAT graph G (p variables and q clauses) from G' (p' variables and q' clauses) has three properties which are central to the following reduction: *Property 1* — There exists a cyclic path L which intersects none of the edges of the graph G , but passes through all of the vertices v_i with $1 \leq i \leq p$, that is, all of the nodes corresponding to the variables $\{u_i\}$. *Property 2*

— The edges between variables and clauses can be arranged so that only variables (negated variables) are in interior (exterior) clauses. More precisely, define the two sets C_{int} and C_{ext} , consisting of the clauses interior and exterior to the cycle L . Then, given any variable index $1 \leq i < p$, for all $c \in C_{\text{ext}}$, $u_i \notin c$, and for all $c \in C_{\text{int}}$, $\bar{u}_i \notin c$ [19]. In particular, variables u_j may be “split” into two nodes of the graph, representing the literals u_j and \bar{u}_j , so that a variable and its complement are separated by L . *Property 3* — No literal is a member of more than two clauses. Properties (2) and (3) are a restatement of Lemma 1 in Ref. [18]. An example of a P3SAT problem and its corresponding graph, showing the path L through “split” variables, is shown in Fig. 1.

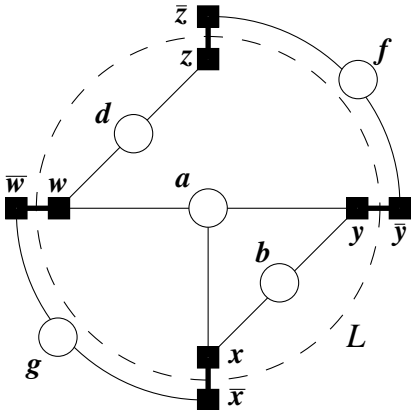


FIG. 1. A particular realization of P3SAT (planar 3-satisfiability), represented as a planar graph G . The “splitting” of the Boolean variables into a variable and its negation are shown as pairs of literals (filled squares) connected by thick edges. Clauses are indicated by open circles. Edges between literals and clauses are indicated by thin lines. Clauses have edges to a maximum of three literals and literals have edges to a maximum of two clauses. The loop L passes between all pairs of literals, but does not intersect any of the edges between variables and clauses. The particular Boolean expression represented by this graph is $a \wedge b \wedge d \wedge f \wedge g = (x \vee y \vee w) \wedge (x \vee y) \wedge (w \vee z) \wedge (\bar{y} \vee \bar{z}) \wedge (\bar{w} \vee \bar{x})$. Determining whether such a planar graph is satisfiable, that is, whether there exists an assignment of truth values to the Boolean variables for which the expression is true, is an NP-complete problem.

A loop-barrier problem can be constructed from a P3SAT instance with Properties (1-3), with the number of steps in the construction polynomial in the size of the P3SAT instance, such that a computation of the barrier for loop motion would determine the satisfiability of the P3SAT instance. The loop considered is a self-avoiding (no vertex is shared by more than two edges) returning walk on a lattice (i.e., a simple cycle.) In order to make

the closest connection to problems in condensed matter physics, the problem is mapped onto a regular lattice, though a slightly simpler reduction onto a general planar graph can be made. The energy of a loop is defined by summing edge weights $E_{ij} = 2J_{ij}$ for the “faces” (i.e., edges) separating nearest neighbor pairs of cells (ij). As in the general case discussed above, the allowed moves are those which change the path by moving the loop sequentially over single cells (a polygon in this planar case.) The barrier problem is to determine the barrier between two loop configurations, given the elementary cell-crossing moves and the constraint of self-avoidance.

The central notion behind the reduction can be summarized briefly. The barrier problem will be constructed so that the energy of a loop, initially coinciding with the cycle L (Fig. 1), will be lowered by distorting it so that it passes through locations corresponding to the clauses. Each such distortion can lower the loop energy by no more than a unit amount. These distortions of the loop will implicitly require a choice of truth values for the variables, by the direction in which the loop is distorted. If all of the clauses can be satisfied, by choosing truth values for a sufficient number of variables, the energy of the loop will be lowered from its initial value by an amount q , allowing the loop to move into an otherwise forbidden region, which has a barrier q to enter. Hence, if the P3SAT instance is satisfiable, the barrier to motion of the loop into the forbidden region will be zero. If the P3SAT instance is not satisfiable, the barrier to motion into the forbidden region will be positive. The satisfiability of the instance therefore holds if and only if the barrier is zero.

The first step of the construction is to embed the P3SAT graph G , with the loop L guaranteed by Property (1) and with variables split into literals, into a square grid A of size polynomial in $p + q$ [20] (Fig. 2(a).) The grid A is then refined by dividing each square into four smaller squares and then adding a single border layer of squares around the whole lattice, resulting in the grid A_2 (Fig. 2(b).) This step insures that all nodes corresponding to nodes of G are separated from each other and from the edges of the loop L by a distance of at least two lattice spacings, and that no node is on the boundary of the grid. Given this refined embedding of G , the grid A_d is defined as the dual of A_2 , excluding the dual node that corresponds to the boundary cycle of A_2 . Each node of the lattice embedding of G will now correspond to a square plaquette in A_d (Fig. 2(c).) The final lattice is constructed by drawing a diagonal with uniform direction across the plaquettes of A_d , defining a triangular grid T , with each node of G corresponding to two triangles. The cells of T will be the cells defining interface motion.

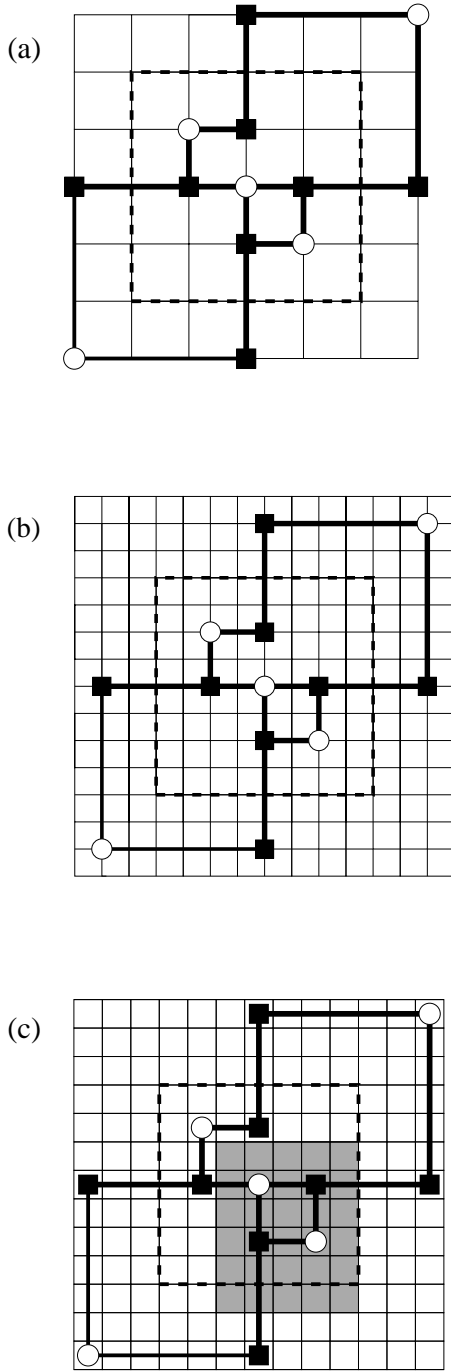


FIG. 2. (a) The embedding of the graph G of Fig. 1 into a square lattice A ; the loop L is indicated by the dashed line and edges in G are indicated by thick lines. (b) An illustration of the refinement A_2 of A constructed by halving edge lengths. (c) The square lattice dual to A_2 (excluding the point corresponding to the boundary cycle), A_d , for the sample graph, with the loop L contracted so that its edges lie in the dual graph. The nodes of G now correspond to squares while the edges of G correspond to sequences of squares. The shaded region indicates the area illustrated in detail in Fig. 5.

The correspondence between the P3SAT instance and the edge costs is best made clear by reference to Fig. 3 and Fig. 4, which illustrate weight assignment rules, and Fig. 5, which illustrates a subgraph of T for the sample expression. First, weights are assigned to edges of T that intersect the edges of G (Fig. 3.) The edges of T that intersect edges of G between literals are assigned a weight of 2. The edges of T that intersect edges between literals and clauses are assigned weight 1. Next, the weights of edges in T that are incident upon the edges corresponding to squares in A_d that contain a literal or a clause are assigned (Fig. 4.) The weight of the diagonal edge corresponding to a literal is set to 2. The pair of triangles corresponding to the node for the literal then divides the weight into two edges of unit cost, if the literal is a member of two clauses. If a literal is a member of only one clause, one of the edges of the square that does not intersect an edge of G is set to have a weight of 1, so that the literal will “absorb” one unit of cost and one unit of energy can leave the square. The most complicated part of the construction is the assignment of weights near clauses (Fig. 4(b)). Note that, near clauses, these rules may override the rule shown in Fig. 3(b). Up to three edges of G may enter a clause square in A_d . One corner of the clause square is chosen to represent the clause. This corner will be referred to as a clause node. The weights in T near this node are set so that (a) a primitive move that places the interface on this corner reduces the weight of the loop by a unit amount and (b) the interface cannot move “forward” through the node at low cost. These requirements (a) and (b) are met by identifying triangles containing the clause node with the ends of the edges of G between literals and clauses. These triangles have two edges of weight zero and the other edge with weight one, with the zero weight edges incident upon the corner representing the clause. Note that due to the self-avoidance constraint, a loop may pass through a given clause node at most once. The horizontal and vertical edges that border the edges between clauses and variables, and between literals, and have not yet been assigned a weight, are set to have weight 0. The weight of edges on L that do not intersect edges of G are set to zero. The remainder of the edges (edges completely covered by the hatched regions in Fig. 5) are set to have weight q . To complete the definition, the weights of three edges near L , which would otherwise be q by the previous step, are set to zero, as shown in Fig. 5.

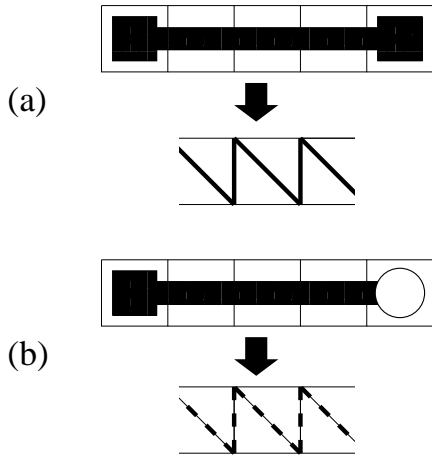


FIG. 3. Pictorial representation of rules for assignment of weights in the graph T . Heavy edges have weight 2, dashed edges have weight 1, and thin edges have weight 0. (a) Edges that intersect an edge in G between literals are assigned a weight of 2. (b) Edges that intersect an edge in G between a literal and a clause are assigned weight 1.

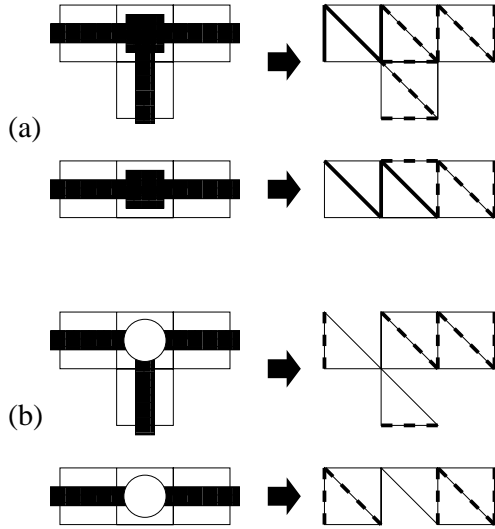


FIG. 4. Pictorial representation of rules for assignment of weights in the graph T , for edges near literals and clauses. (a) The two triangles corresponding to a literal that is a member of two clauses are designed to share the weight between the two paths to the clauses. In this figure, the left branch connects to the negation of the literal, while the down and right branches connect to a clause. If a literal is a member of only one clause, the literal “absorbs” one unit of weight. The left side of the literal is connected to another literal, while the right branch is connected to a clause, in this example. (b) Clause regions are designed to lower the weight of the loop, when it intersects one corner of the clause square, by a unit amount. Triangles that are at the ends of edges incident upon a clause meet at a single node of the square corresponding to a clause. This node is referred to as a clause node. The self-avoidance constraint prohibits the loop from moving “through” the clause nodes or the loop from simultaneously intersecting the clause node from more than one direction and thereby lowering the loop energy more than once per clause.

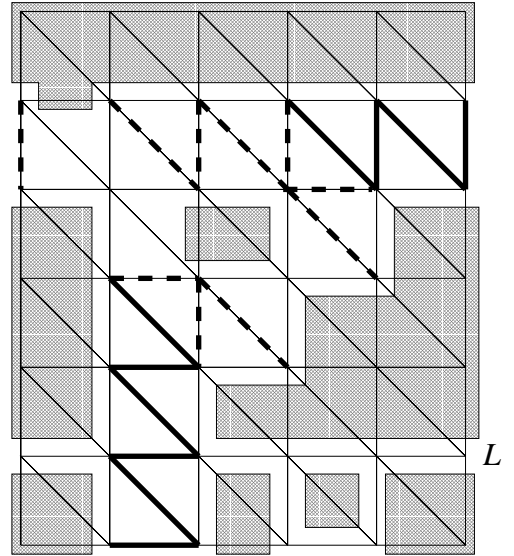


FIG. 5. In the final step of the reduction, the square plaquettes of A_2 are divided into two triangles by the introduction of diagonal edges. Weights are then assigned to the edges, according to the rules listed in the text and illustrated in Fig. 3 and Fig. 4. Edge weights for the shaded region of Fig. 2(c) are shown here. Edges which intersect the hatched areas are assigned a weight of q . The weight of edges on the loop L that are not used to connect literals is set to zero. The heavy line segments indicate edges of weight 2 and the dashed segments indicate edges of weight 1. Thin edges are assigned a weight of 0. The final part of the assignment of the weights for T is to set the weights for three edges near L to zero, as indicated by the unhatched edges at the bottom right of the figure. The barrier problem is to distort L with minimal maximum cost so that it passes through these three zero-weight edges.

Now that the graph and edge weights for a loop-barrier problem have been defined, the initial and final configurations can be described. The initial path is taken to be the path describing the loop L . The total weight of L is $2p$. The final path is taken to be the one differing from L by only two primitive moves and that passes through the three edges set to zero weight in the final step of the weight definitions. The final configuration is also of weight $2p$. The barrier problem is to determine whether there is a barrier of *zero* energy separating the initial and final path. This will be so if and only if the initial path can be distorted so that its energy is first lowered by q from the initial energy. This allows a bond coinciding with L to be moved onto the high cost diagonal near the zero weight goal edges without exceeding the initial energy. Note that while the loop cost remains greater than $2p - q$, all moves that do not raise the loop cost above $2p$ are neutral in cost, except for those that move the loop onto a clause node and thereby lower the energy by a unit amount.

In order to lower the loop energy to $2p - q$, *the initial loop L must be distorted until it intersects all of the clause nodes; such a path configuration can be reached without exceeding the initial energy if and only if the given instance of P3SAT can be satisfied.* First, suppose that such a path configuration can be reached. Property (2) implies that moving the loop L in a particular direction (neglecting high cost moves) chooses a truth value for a variable by moving the loop through the region corresponding to a literal; the loop cannot be in a state where it has passed through both literals for a single variable an odd number of times, without first passing through a barrier of at least q in energy. Once a literal is chosen, all of the unsatisfied clauses which it belongs to can be satisfied by distorting the loop onto the corresponding clause node. Given a loop which intersects all clauses, values for the variables which satisfy the expression can thus be directly deduced from which literals the loop has passed through an odd number of times. If a loop configuration of weight $2p - q$ reachable from L without raising the energy above $2p$ exists, the P3SAT instance can be satisfied. Conversely, suppose that the P3SAT instance can be satisfied. There must then exist an assignment of truth values to the variables which satisfy the instance. Given such an assignment, the loop L can be moved so that it passes over the corresponding literals with zero cost. The loop can then be moved to simultaneously pass through all q clause nodes without raising the loop cost at any time, since, by the satisfiability of the P3SAT instance, each clause has as a member one of the literals over which the loop has been moved. The loop will then have a weight $2p - q$.

Given a loop configuration of weight $2p - q$ reachable without moves of cost q , the loop can then be moved onto the high cost diagonal near the goal edges, raising its energy by q back to $2p$. The loop energy can then im-

mediately lowered by the same amount, by moving the loop onto the zero weight goal edges. The earlier moves that lowered the energy by q can then all be reversed, returning the remainder of the loop to its original state. The height of the barrier between initial and final loop configurations is then zero. This sequence of moves exists if and only if a loop configuration of weight $2p - q$ can be reached with zero barrier. Answering the question about the magnitude of the loop-barrier is therefore equivalent to determining whether the assignment instance from which it was derived can be satisfied. Since P3SAT is NP-complete, the general problem of determining the barrier to motion of a loop in a plane is also NP-complete.

V. COMMENTS

In a general sense, physical barrier problems can be related to resource allocation problems which are NP-complete. It has been shown here that the problem of determining the exact barrier to a self-avoiding loop in the plane, given integer edge weights bounded by the volume of the system ($q < n$, where n is the number of triangles in T), is NP-complete. Physically, this is most closely related to the barrier to the motion of a self-avoiding interface in an RBIM. The proof of this result is based upon a mapping between the assignment of truth values that satisfy a Boolean expression and the distortions of a loop necessary to lower its energy by a given amount. The loop energy can be lowered sufficiently to cross a barrier towards the goal loop if and only if the Boolean expression can be satisfied. An immediate application of this result is to undirected paths in samples with periodic boundary conditions. A region interior to the loop L that does not intersect any of the edges corresponding to G or the final loop configuration can be removed from T , so that the loop-barrier problem corresponds to the motion of a loop on an annulus. This implies that the barrier problem for a periodic path in $1 + 1$ -dimensions is NP-complete, in the general case of a self-avoiding cyclic path [21]. It is unclear at this time whether determining the barrier to motions of a *directed* path [7] in $1 + 1$ -dimensions is an NP-complete problem. Even if such a problem is NP-complete, this does not rule out the existence of heuristic methods which can give useful upper and lower bounds on the barrier, such as those described in Ref. [7].

This work has been supported by the National Science Foundation under grant DMR-9702242 and a Fellowship from the Alfred P. Sloan Foundation.

- [1] For reviews, see, for example, K. Binder and A. P. Young, *Rev. Mod. Phys.* **58**, 801 (1986); T. Natterman and P. Rujan, *Int. Jour. Mod. Phys. B* **3**, 1597 (1989); *Heidelberg Colloquium on Glassy Dynamics*, ed. J. L. van Hemmen and I. Morgenstern (Springer-Verlag, Heidelberg, 1987); H. Rieger, in *Annual Reviews of Computational Physics II*, ed. D. Stauffer, (World Scientific, Singapore (1995), p. 295. H. Rieger, in *Annual Review of Computational Physics II*, (World Scientific, Singapore, 1995).
- [2] J. Villain, *Phys. Rev. Lett.*, **52**, 1543 (1984); G. Grinstein and J. F. Fernandez, *Phys. Rev. B* **29**, 6398 (1984); M. V. Feigel'man, V. B. Geshkenbein, A. I. Larkin, and V. M. Vinokur, *Phys. Rev. Lett.* **63**, 2303 (1989).
- [3] D. A. Huse, C. L. Henley, *Phys. Rev. Lett.* **54**, 2708 (1985).
- [4] J. C. Angle d'Auriac, M. Preissmann, and R. Rammal, *J. Phys. Lett.* **46**, L-173 (1985); A. T. Ogielski, *Phys. Rev. Lett.* **57**, 1251 (1986).
- [5] A. A. Middleton, *Phys. Rev. E* **52**, 3337 (1995); C. Zeng, A. A. Middleton, and Y. Shapir, *Phys. Rev. Lett.* **77**, 3204 (1996), cond-mat/9609029.
- [6] H. Rieger, in *Advances in Computer Simulation*, ed. J. Kertesz and I. Kondor, (Springer-Verlag, Heidelberg, 1998), cond-mat/9705010.
- [7] L. V. Mikheev, B. Drossel, M. Kardar, *Phys. Rev. Lett.* **75**, 1170 (1995), cond-mat/9503020.
- [8] For an introduction to computational complexity, see M. R. Garey and D. S. Johnson, *Computers and Intractability* (W. H. Freeman and Company, New York, 1979); C. H. Papadimitriou, *Computational Complexity* (Addison-Wesley, 1994).
- [9] NP-completeness is defined using "decision problems", which require a yes/no answer to a question, given the problem data. Numerical questions, such as determining the ground-state energy, can be reformulated as questions about bounds (on the energy) in order to translate the problem into a decision problem [8].
- [10] F. Barahona, *J. Phys. A* **15**, 3241 (1982).
- [11] A. I. Larkin and Yu. N. Ovchinnikov, *J. Low Temp. Phys.* **34**, 409 (1979); Y. Imry and S.-K. Ma, *Phys. Rev. Lett.* **35**, 1399 (1975).
- [12] Barrier heights to interface motion can be computed exactly in polynomial time if the interface size scales no faster than a power of the logarithm of n , which could be the case for highly anisotropic decompositions of X .
- [13] A. J. Bray and M. A. Moore, *Phys. Rev. Lett.* **58**, 57 (1987).
- [14] R. Sethi, *SIAM J. Comput.* **4**, 226 (1975).
- [15] For discussion of minimum-cut and maximum-flow problems, see, for example, *Introduction To Algorithms*, T. H. Cormen, C. E. Leiserson, and R. L. Rivest (MIT Press, Cambridge, Massachusetts, 1990).
- [16] For problems of physical interest with a sufficient density of non-zero bonds, it is likely that the minimum cost interface will cut only a very few bonds, as loop costs will generally grow with loop size, in a graph with a percolating density of non-zero edge costs (also see [17].)
- [17] J. Machta, *J. Phys. A* **25**, 521 (1992).
- [18] D. Lichtenstein, *SIAM J. Comput.* **11**, 329 (1982).
- [19] This is a slight modification of Lemma 1 in Ref. [18]. As a matter of convention, the variables on the loop can be redefined by negating their meaning where necessary, so that all of the clauses with negations of variables are exterior to L .
- [20] L. G. Valiant, *IEEE Trans. Comput.* **C-30**, 135 (1976).
- [21] I would like to thank S. Coppersmith and D. McNamara for discussions on this point.