

# Superconducting Fluctuation Effects on the Electron Spin Susceptibility in $\text{YBa}_2\text{Cu}_3\text{O}_{6.95}$

H. N. Bachman, V. F. Mitrović, A. P. Reyes\*, W. P. Halperin, M. Eschrig, J. A. Sauls  
*Department of Physics and Astronomy, and Science and Technology Center for Superconductivity,  
 Northwestern University, Evanston, Illinois 60208*

A. Kleinhammes†, P. Kuhns, W. G. Moulton  
*National High Magnetic Field Laboratory Tallahassee, Florida 32310*  
 (Received 30 July 1998)

The electronic spin susceptibility of  $\text{YBa}_2\text{Cu}_3\text{O}_{6.95}$  has been measured with high precision up to 24 Tesla with  $^{17}\text{O}$  nuclear magnetic resonance. Its temperature dependence can be accounted for by superconducting fluctuations that result in a smooth crossover from the normal to the vortex liquid state. A magnetic field-temperature phase diagram for this crossover has been established having strong upward curvature.

PACS numbers: 74.25.-q, 74.25.Nf, 74.72.Bk

The upper critical field is large in high- $T_c$  materials because of their small superconducting coherence lengths. However, a precise determination of  $H_{c2}(T)$  at high magnetic fields is difficult because there is no well-defined signature of a phase transition. In magnetic fields significantly larger than the lower critical field ( $H_{c1}(0) \approx 100$  G) the transition is broadened by the opening of a pseudogap in the electronic excitation spectrum. We performed a detailed experimental and theoretical study of the fluctuation effects on the spin susceptibility in optimally doped YBCO and developed a quantitative understanding for the onset of superconductivity solely in terms of a pairing pseudogap. This allows us to define a crossover field,  $H_{c2}(T)$ , up to high magnetic fields.

In high- $T_c$  materials the effects of a magnetic field on pairing fluctuations have been discussed for the diamagnetic response,<sup>1,2</sup> resistivity,<sup>3</sup> and heat capacity.<sup>4</sup> In general, efforts to determine  $H_{c2}(T)$  have relied on *ad hoc* criteria that are not related to superconducting fluctuations. The specific heat has been analyzed by Roulin *et al.*<sup>4</sup> using several criteria to determine  $H_{c2}(T)$ . SQUID-based magnetization measurements of Welp *et al.*<sup>1</sup> show rounding in  $M(T)$  near the expected transition temperature as the field is increased. In this case the transition temperature was determined by linear extrapolation of the temperature dependent diamagnetism in the superconducting state to intersect with the normal state magnetization.

In the present work we determine  $H_{c2}(T)$  from measurements of the Pauli spin susceptibility,  $\chi_s$ . We measure the  $^{17}\text{O}$  nuclear magnetic resonance (NMR) Knight shift and isolate the contribution of  $\chi_s$ , taking into account orbital, diamagnetic, and vortex shifts. Because of the high precision of  $^{17}\text{O}$  NMR, we measure the temperature dependence of  $\chi_s$  to better than 0.1% of the total normal state  $\chi_s$  value. Thus, we are able to make a quantitative comparison of the data with the theory of pairing fluctuation corrections to  $\chi_s$  in the normal state. In the superconducting state there is a mean-field region where

$\chi_s$  is linear in temperature. A crossing-point analysis defines the crossover temperature,  $T_c(H)$ . We performed this analysis in magnetic fields up to 24 T.

Our aligned powder sample is the same as that studied previously<sup>5,6</sup> having 30-40%  $^{17}\text{O}$ -enriched  $\text{YBa}_2\text{Cu}_3\text{O}_{6.95}$  prepared by solid state reaction. Low field magnetization data show a sharp  $T_c$  at 92.5 K. The  $^{17}\text{O}$  NMR spectra were obtained from the fast Fourier transform of a Hahn echo sequence:  $\pi/2$ - $\tau$ - $\pi$ -acquire and only the ( $1/2 \leftrightarrow -1/2$ ) transition of the O(2,3) sites was studied. High RF power allowed the use of short ( $\approx 1.5 \mu\text{s}$ )  $\pi/2$  pulses ( $2.5 \mu\text{s}$  at 2.1 T), giving a useful bandwidth  $> 100$  kHz. The  $^{17}\text{O}(2,3)$  ( $1/2 \leftrightarrow -1/2$ ) resonance has a low frequency tail owing to oxygen deficiency in a small portion of the sample.<sup>5</sup> Its effect on our measurements was eliminated by performing a nonlinear least-squares fit in the frequency domain which isolates the dominant, narrow spectrum of optimally doped YBCO. Temperature stability was  $\pm 0.1$  K or better. For  $H_o \leq 14.9$  T we used superconducting magnets. The shifts measured at 8.4 T were the most precise. The high field measurements, 18.7 T to 24 T, were performed in a Bitter magnet adapted for modest homogeneity NMR at the National High Magnetic Field Laboratory in Tallahassee, Florida. High voltage arcing and temperature stability in the constrained space of the Bitter magnet required that we design a special probe.<sup>7</sup>

Excluding temperature-independent quadrupolar terms, the frequency of  $^{17}\text{O}$  NMR in YBCO can be written,

$$\nu = ^{17}\gamma \left[ H_o(1 + ^{17}K_{\text{spin}} + ^{17}K_{\text{orb}}) + \Delta H_{\text{dia}} + \Delta H_{\text{v}} \right].$$

The gyromagnetic ratio of  $^{17}\text{O}$  is  $^{17}\gamma$ ;  $H_o$  is the static magnetic field applied parallel to the  $\hat{c}$ -axis;  $\Delta H_{\text{v}}$  is a spatially varying field that results from pinned vortices, appearing below the melting or pinning temperature.<sup>5</sup>

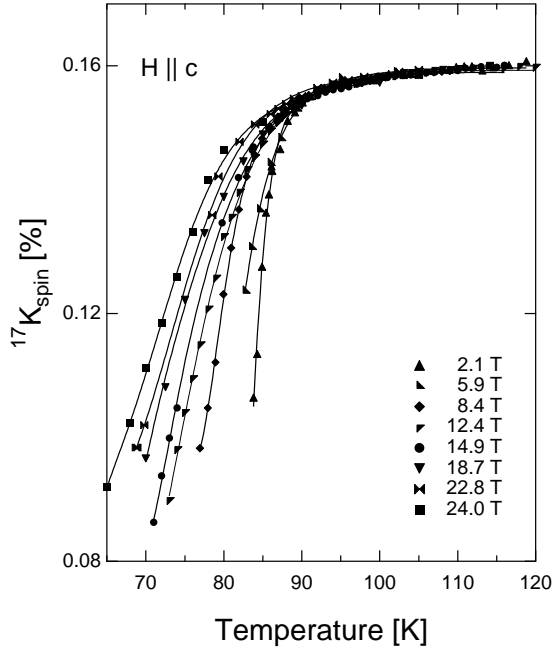


FIG. 1. The  $^{17}\text{O}(2,3)$  spin shift at different magnetic fields for  $\text{YBCO}_{6.95}$ . The spin shift is proportional to the Pauli spin susceptibility. Lines are guides to the eye.

The orbital shift,  $^{17}K_{\text{orb}}$ , is small and temperature independent. The diamagnetic contributions,  $\Delta H_{\text{dia}}$ , whose origin is from surface supercurrents, are negligible at large fields.<sup>6</sup> In the vortex liquid state the inhomogeneous vortex fields,  $\Delta H_V$ , are motionally averaged. At low temperatures vortices are pinned, and the resonance for  $^{17}\text{O}$  nuclei in their vicinity is shifted to lower frequencies by  $^{17}\gamma\Delta H_V$  compared to nuclei in the vortex liquid phase. This shift allows us to identify the  $^{17}\text{O}$  resonance associated with the vortex liquid.<sup>5</sup> The temperature dependence of this part of the spectrum is given by  $^{17}K_{\text{spin}}$ , which is proportional to the electron spin susceptibility,  $\chi_s$ . The high sensitivity of  $^{17}\text{O}(2,3)$  NMR to  $\chi_s$ , via the  $\hat{c}$ -axis hyperfine coupling, is an advantage compared with that of  $^{63}\text{Cu}(2)$  where the  $\hat{c}$ -axis coupling is quite small and the copper resonance is broad.

In Fig. 1 we show the temperature-dependent shifts for  $^{17}\text{O}(2,3)$  measured over a magnetic field range of 2.1 T to 24 T. The normal state values at 120 K are fixed to the value of  $^{17}K_{\text{spin}}$  in the normal state,  $0.16\% \pm 0.01\%$ .  $^{17}K_{\text{spin}}$  is the percentage spin shift relative to the Larmor frequency of the  $^{17}\text{O}$  nucleus and is attributable only to the electron spin susceptibility. The normal state value is determined independently from the extrapolation to high field of the difference  $^{17}K(T = 100 \text{ K}) - ^{17}K(T = 20 \text{ K})$ . This expression extrapolates to the normal state  $^{17}K_{\text{spin}}$  because other contributions to the total spectrum shift are either negligible at high fields ( $\Delta H_{\text{dia}}$  and  $\Delta H_V$ ), temperature independent ( $^{17}K_{\text{orb}}$ ), or both (quadrupolar terms). The decrease of  $^{17}K_{\text{spin}}$  with decreasing

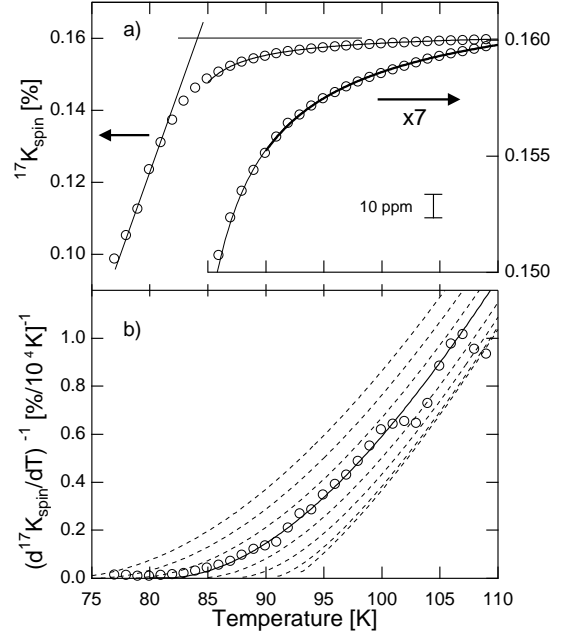


FIG. 2.  $^{17}\text{O}(2,3)$  spin shift at 8.4 T for  $H||\hat{c}$ . The theoretical calculation taking into account 2D pairing fluctuations is shown as curves. a) The inset shows a factor of 7 expanded vertical scale demonstrating excellent agreement between theory and experiment. The crossed lines determine  $T_c$ , as discussed in the text. b) The inverse of the derivative,  $(d^{17}K_{\text{spin}}/dT)^{-1}$ , as discussed in the text. The dashed curves indicate calculations for  $T_{\text{cmf}} = 72 \text{ K}$ , 75 K, 78 K, 80.9 K, 84 K, 87 K, 90 K, 92.5 K.

temperature is smooth, showing no discontinuities in either magnitude or slope, suggestive of a crossover region. The crossover shifts to lower temperatures as the field is increased.

Peak frequencies were determined by nonlinear least-squares fits to a gaussian around the peak region. In our stable superconducting magnet (8.4 T) this method allowed us to achieve precision in determination of the peak frequency of 1 part per million, corresponding to better than one part in a thousand precision relative to the total normal state value of  $^{17}K_{\text{spin}}$ . For data obtained with the Bitter magnet, corrections are required for variations of magnetic field with cooling water temperature, and thus the precision of the peak frequencies is only 5 parts per million. In Fig. 2a we plot  $^{17}K_{\text{spin}}$  at 8.4 T with an expanded version in the inset but on the same temperature scale. The  $^{17}K_{\text{spin}}$  data have a monotonic decrease easily discernible below 110 K.

The precision of our spin shift measurements at 8.4 T allows a quantitative comparison with the theory of superconducting fluctuations. Pairing fluctuation corrections to the Pauli spin susceptibility in the zero field limit have been considered theoretically by several authors.<sup>8,9</sup> Gaussian fluctuation corrections diverge at the mean-field transition temperature  $T_{\text{cmf}}$ .

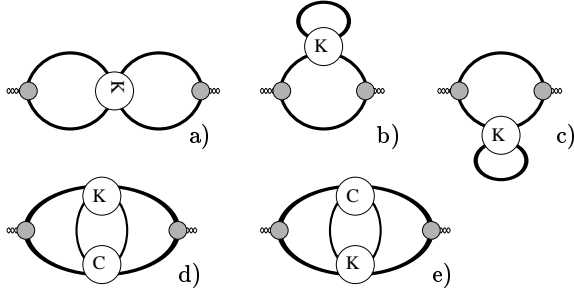


FIG. 3. Feynman diagrams for the pairing fluctuation corrections to the Pauli spin susceptibility, to leading order in  $T_{cmf}/E_F$ , as discussed in the text.

Calculations for fluctuation contributions to the spin susceptibility based on long wavelength static fluctuations at zero field near  $T_{cmf}$  predict  $(d\delta\chi_s/dT)^{-1} \propto T - T_{cmf}$  in 2D,<sup>8</sup> which cannot explain the curvature in our measurements shown in Fig. 2b, and  $(d\delta\chi_s/dT)^{-1} \propto \sqrt{T - T_{cmf}}$  in 3D,<sup>9</sup> producing curvature opposite to that of our measurements.

We calculate  $\chi_s$  in the weak-coupling limit for a quasi-2D, d-wave superconductor taking into account Landau quantization of the orbital motion of pairs by a magnetic field ( $H||\hat{c}$ ). Our calculations include dynamical pairing fluctuations and we sum over all Landau levels in order to extend the range of validity of the theory to higher fields and temperatures. A detailed presentation of the theory is given in Eschrig *et al.*;<sup>11</sup> here we provide a short summary. The pair fluctuation propagator for d-wave pairing with coupling constant  $g$  is given by  $L(Q)^{-1} = g^{-1} - T \sum_{\epsilon_n} B_2(\epsilon_n, Q)$ , where  $B_2(\epsilon_n, Q)$  is an impurity renormalized two-particle susceptibility in the d-wave pairing channel as discussed in Mitrović *et al.*<sup>10</sup> and in Eschrig *et al.*<sup>11</sup> We use the notation  $Q = (\omega_l, \vec{q})$ , which combines Matsubara energy,  $\omega_l = 2\pi lT$ , and pair momentum,  $\vec{q}$ , of the fluctuation mode; the latter is quantized in a magnetic field. The results we obtain derive from the summation of all leading order pairing fluctuation corrections in  $T_{cmf}/E_F$ , ( $E_F$  is the Fermi energy renormalized by exchange field corrections), given by the diagrams shown in Fig. 3 (a-e), the Maki-Thompson (a), the density-of-states (b,c), and the Aslamazov-Larkin (d,e) contributions.  $K$  denotes the fluctuation propagator renormalized by external vertex corrections due to impurities. In contrast to the fluctuation corrections to the spin-lattice relaxation rate the contributions (d,e) in Fig. 3 have the same order in  $T_{cmf}/E_F$  as (a-c). However, they contain only one singlet pair fluctuation mode,  $K$ , the other mode in the particle-particle channel is a triplet impurity Cooperon-like mode,  $C$ . In the clean limit diagrams (d,e) vanish, in the dirty limit they give the main contribution. For intermediate impurity scattering all diagrams contribute significantly. It is possible to write the sum of all diagrams in Fig. 3 in a compact way. Considering  $B_2(\epsilon_n, Q)$  as a functional of the quasi-particle impurity self energy  $\Sigma(\epsilon_n)$ , the sum of all leading

order pairing fluctuation corrections to  $\chi_s$  can be written as,<sup>11</sup>

$$\delta\chi_s = ({}^{17}\gamma\hbar)^2 \sum_{n,Q} \frac{\delta^2 B_2(\epsilon_n, Q)}{\delta\Sigma(\epsilon_n)^2} L(Q). \quad (1)$$

In Fig. 2 our calculation for 8.4 T is compared with experiment. The parameters extracted from the fit yield  $E_F = 930 \pm 30$  meV, and  $T_{cmf} = 80.9 \pm 0.3$  K. We used the same scattering parameters as in our comparison of the theory of dynamical pairing fluctuations with the field dependence of spin-lattice relaxation in Mitrović *et al.*<sup>10</sup> Dynamical fluctuations and orbital quantization effects produce the curvature shown in Fig. 2b. The fit to our theory is performed in the region  $T > 90$  K, and is shown by the heavy solid curve in Fig. 2a. Extension of the same fit to lower temperatures, as indicated by the thin solid curve, demonstrates that the theory fits the data well down to  $T = 85$  K. Below this temperature critical fluctuations become significant.

From the temperature dependence of the spin susceptibility in the mean field regime of the superconducting state it is possible to extrapolate linearly back to the susceptibility of the normal state to determine a crossover temperature,  $T_c$ . We determined the linear temperature dependence of the NMR spin shift in the superconducting state from the maximum slope,  $d({}^{17}K_{\text{spin}})/dT$ , and performed an extrapolation to the normal state shift of 0.16% to find  $T_c$ ; see Fig. 2a. The results are presented in Fig. 4. In particular, at 8.4 T, we found  $T_c = 84 \text{ K} \pm 0.5 \text{ K}$ . The slopes we used are shown in the inset of Fig. 4 for various fields. Because the slope is expected to scale with  $\Delta^2$ , we can confirm the validity of our approach by comparing the slopes in Fig. 4 with direct measurements of the energy gap,  $\Delta$ . Tunneling and photoemission measurements<sup>12</sup> suggest a gap of  $2\Delta/k_B T_c = 6 \pm 1$  for YBCO. Using the mean field result for  $\chi_s$  without exchange corrections, but allowing for gap anisotropy, we estimate the scaled slope for d-wave pairing to be in the range 2.1 to 4.2, shown in the inset of Fig. 4 as a cross-hatched region. The anomalously large slope at 2.1 T can be attributed to diamagnetic contributions to the frequency shift measurement. For all other fields the experimental slopes presented in the inset of Fig. 4 are consistent with our expectation for the slope of  $\chi_s$ . The crossover line,  $H_{c2}(T)$ , in Fig. 4 exhibits upward curvature. Qualitatively similar behavior, but at lower fields, has been reported in specific heat experiments.<sup>4</sup> With decreasing temperature there is a smooth crossover from the fluctuation regime to a vortex liquid phase. Deviations of our theory from experiment in Fig. 2 below 85 K indicate onset of critical fluctuations. The smooth crossover suggests a relationship between critical fluctuations and the vortex liquid phase.

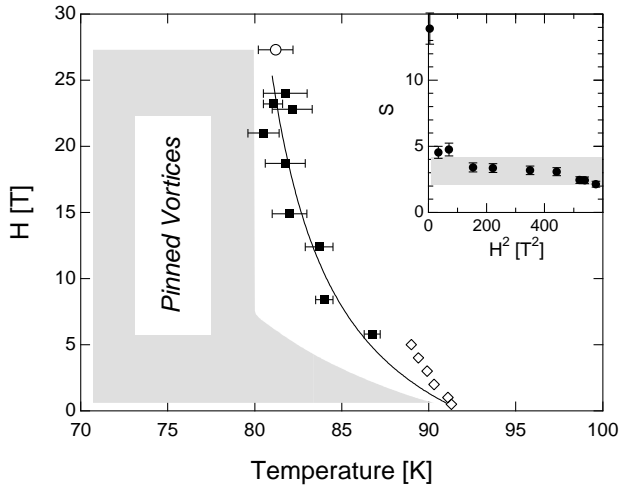


FIG. 4.  $H - T$  phase diagram from electron spin susceptibility as determined by  $^{17}\text{O}$  NMR for  $\text{YBCO}_{6.95}$ . The dark squares represent a determination of  $H_{c2}(T)$  as discussed in the text. The curve is a guide to the eye. Vortices become pinned in the cross-hatched region.<sup>5</sup> The open circle indicates onset of vortex pinning, an extension of the earlier work of Bachman *et al.*<sup>5</sup> Open diamonds are from diamagnetism measurements.<sup>1</sup> Inset: Magnetic field dependence of ( $S = [d(^{17}K_{\text{spin}})/dT]_{\text{max}} \times [T_c / ^{17}K_{\text{spin}}(120\text{K})]$ ).

However, there is no adequate theory for the interplay between critical fluctuations and the fluctuating currents in the vortex liquid.

The vortex liquid phase becomes well established at temperatures less than those given by  $H_{c2}(T)$ . At lower temperatures vortices become pinned, as we have shown previously.<sup>5</sup> Using two independent methods we determined a region of the phase diagram in which pinned vortices are present, which we show as the hatched region of Fig. 4. We have extended that work to 27.3 T, shown as an open circle in Fig. 4, where the onset of vortex pinning is observed by spin-spin relaxation. For low fields we point out that the pinning temperature and melting temperature<sup>3,4</sup> of untwinned, single crystals coincide. Our understanding of vortex pinning in combination with our new measurements of  $H_{c2}(T)$  show that the region of liquid vortex matter is restricted to both high temperatures and low magnetic fields.

In summary, we find that  $^{17}\text{O}$  NMR Knight shifts give a precise determination of the temperature dependence of the Pauli spin susceptibility,  $\chi_s$ . We find significant rounding near  $T_c$  indicating that superconducting fluctuations smear the transition. Consequently, the transition is best represented as a crossover from normal state behavior to that of a vortex liquid. Our calculations for superconducting fluctuations, taking into account dynamical pairing fluctuations and the effects of orbital quantization, are in excellent agreement with experiment in the temperature range down to  $T_c$ . The decreasing susceptibility with decreasing temperature above  $T_c$  can be fully accounted for by the opening of a pairing pseudogap. Fi-

nally, we have established the  $H_{c2}(T)$  phase diagram for  $\text{YBa}_2\text{Cu}_3\text{O}_{6.95}$  up to 24 T.

We gratefully acknowledge useful discussions with G. Crabtree, M. Fogelström, K. Poeppelmeier, D. Rainer, H. Safar, Y. Song, and S.-K. Yip. We are particularly thankful to C. Hammel for providing the sample. This work is supported by the National Science Foundation (DMR 91-20000) through the Science and Technology Center for Superconductivity. The work at the National High Magnetic Field Laboratory was supported by the National Science Foundation under Cooperative Agreement No. DMR95-27035 and the State of Florida. ME acknowledges support from the Deutsche Forschungsgemeinschaft.

\* Present address: National High Magnetic Field Laboratory, Tallahassee, FL, 32310

† Present address: University of North Carolina at Chapel Hill, Chapel Hill, NC, 27599

<sup>1</sup> U. Welp, W. K. Kwok, G. W. Crabtree, K. G. Vandervoort, and J. Z. Liu, Phys. Rev. Lett., **62**, 1908 (1989); U. Welp, S. Fleshler, W. K. Kwok, R. A. Klemm, V. M. Vinokur, J. Downey, B. Veal, and G. W. Crabtree, Phys. Rev. Lett., **67**, 3180 (1991); M. H. Lee, N. Tea, Y.-Q. Song, W. P. Halperin, J. Thiel, M. A. Kennard, K. R. Poeppelmeier, M. M. Fang, and U. Welp, Physica C, **201**, 95 (1992).

<sup>2</sup> W. C. Lee, R. A. Klemm, and D. C. Johnston, Phys. Rev. Lett., **63**, 1012 (1989).

<sup>3</sup> W. K. Kwok, J. Fendrich, S. Fleshler, U. Welp, J. Downey, and G. W. Crabtree, Phys. Rev. Lett., **72**, 1092 (1994).

<sup>4</sup> M. Roulin, A. Junod, and E. Walker, Science, **273**, 1210 (1996); M. Roulin, A. Junod, A. Erb, and E. Walker, Phys. Rev. Lett., **80**, 1722 (1998); A. Schilling, R. A. Fisher, N. E. Phillips, U. Welp, W. K. Kwok, and G. W. Crabtree, Phys. Rev. Lett., **78**, 4833 (1997).

<sup>5</sup> A. P. Reyes, X. P. Tang, H. N. Bachman, W. P. Halperin, J. A. Martindale, and P. C. Hammel, Phys. Rev. B., **55**, R14737 (1997); H. N. Bachman, A. P. Reyes, V. F. Mitrovic, W. P. Halperin, A. Kleinhammes, P. Kuhns, and W. G. Moulton, Phys. Rev. Lett., **80**, 1726 (1998).

<sup>6</sup> M. Takigawa, P. C. Hammel, R. H. Heffner, and Z. Fisk, Phys. Rev. B, **39**, 7371 (1989).

<sup>7</sup> A. P. Reyes, H. N. Bachman, and W. P. Halperin, Rev. of Sci. Instr. **68**, 2132 (1997).

<sup>8</sup> M. Randeria and A. A. Varlamov, Phys. Rev. B., **50**, 10401 (1994).

<sup>9</sup> P. Fulde and S. Strässler, Phys. Rev. B, **1**, 3017 (1970).

<sup>10</sup> V. F. Mitrović, H. N. Bachman, W. P. Halperin, M. Eschrig, J. A. Sauls, A. P. Reyes, P. Kuhns, and W. G. Moulton, Phys. Rev. Lett., **82**, 2784 (1999).

<sup>11</sup> M. Eschrig, D. Rainer, and J. A. Sauls, Phys. Rev. B., **59**, XXXX (1999).

<sup>12</sup> M. C. Schabel, C. H. Park, A. Matsuura, Z. X. Shen, D. A. Bonn, R. X. Liang, and W. N. Hardy, Phys. Rev. B, **55**, 2796 (1997); A. M. Cucolo, R. DiLeo, A. Nigro, P. Romano, F. Bobba, E. Bacca, and P. Prieto, Phys. Rev. Lett., **76**, 1920 (1996).