

# Finite temperature excitations of Bose gases in anisotropic traps

Jürgen Reidl<sup>1</sup>, András Csordás<sup>2</sup>, Robert Graham<sup>1</sup>, Péter Szépfalussy<sup>3</sup>

<sup>1</sup>*Fachbereich Physik, Universität Gesamthochschule Essen, 45117 Essen, Germany*

<sup>2</sup>*Research Group for Statistical Physics of the Hungarian Academy of Sciences,  
Pázmány Péter sétány 1/A, H-1117 Budapest, Hungary*

<sup>3</sup>*Department of Physics of Complex Systems, Eötvös University, Pázmány Péter sétány 1/A, H-1117 Budapest, Hungary,  
and Research Institute for Solid State Physics and Optics, P.O. Box 49, H-1525 Budapest, Hungary*

(November 7, 2018)

The mode frequencies of a weakly interacting Bose gas in a magnetic trap are studied as a function of the anisotropy of the trap. As in earlier works the generalized *Hartree-Fock-Bogoliubov* equations within the Popov approximation (*HFB-Popov*) are used for our calculations. The new feature of our work is the combined use of a mode expansion in a finite basis and a semiclassical approximation of the highly excited states. The results are applied to check the accuracy of the recently suggested *equivalent zero-temperature condensate* (EZC) approximation which involves a much simpler model.

03.75.Fi,05.30.Jp,67.40.Db

## I. INTRODUCTION

New experiments [1–4] on condensed Bose gases with oscillating trap potential permit the excitation of low-lying collective modes with given symmetry. The measurement of their excitation frequencies provides a good opportunity to analyze the applicability of different approximations and numerical approaches in many-body-theory. Zero temperature calculations with different number of atoms in the condensate [5,6] are in excellent agreement with the corresponding spectra measured in the JILA-TOP [1] and the MIT trap [3]. The frequently used starting point for the theoretical studies are the coupled Bogoliubov equations. Their eigenvalues can be determined numerically by expanding the solutions in a basis-set of orthonormal functions [7–9]. Analytical solutions of the Bogoliubov equations have been obtained in the hydrodynamic limit by *Stringari* [10] and in [11,12].

For finite temperatures a possible and frequently used extension of the Bogoliubov equations are the Hartree-Fock-Bogoliubov equations with neglect of the anomalous expectation values, commonly referred to as Hartree-Fock-Bogoliubov (HFB)-Popov equations [13,14]. Without their neglect of the anomalous expectation values appearing in the self-consistent Hartree-Fock theory would lead to an unphysical energy gap of the collective modes in a spatially homogeneous Bose-condensed system violating the Hugenholtz-Pines theorem [15]. In a spatially inhomogeneous trapped Bose-condensate the Hugenholtz-Pines theorem does not apply, but in this case the Kohn-theorem [16] would be violated, which states that the dipole excitations have the frequencies of the harmonic trap.

The HFB-Popov equations have been solved within the local density approximation [17,18], which is sufficient to determine the thermodynamic properties of the trapped Bose-condensates. Beyond that, similar to the numerical method used in the case of the zero-temperature Bogoliubov equations, the excitation spectra can be derived by an expansion in a basis set of eigenfunctions. *Dodd et al.* [19] present the numerical results together with the experimental data. For temperatures  $T \leq 0.65 T_0$  ( $T_0$  is the theoretical transition temperature for the ideal, trapped Bose gas) the calculated values differ by less than 5% from the experiment. On the other hand, it was also pointed out in [19] that the same accuracy between numerics and experiment is already obtained by a much simpler approximation. The excitation spectra at finite temperatures are simply derived by a zero temperature calculation but with the number of atoms in the trap reduced to account for the thermal depletion. Correspondingly, this solution is denoted as *equivalent zero-temperature condensate* (EZC)-solution [19].

In the present paper we present a further numerical study of the HFB-Popov equations with two aims: On the one hand we wish to calculate the excitation spectra by combining the use of a basis set expansion for the low-lying modes with the local density approximation for the high-lying modes beyond a suitably chosen energy cut-off. This eliminates truncation errors while keeping the discrete basis set of modes reasonably small, thereby speeding up our computation. The second aim then is to use this gain in efficiency for a more detailed check of the accuracy of the EZC-approximation in comparison with the HFB-Popov approximation. In particular we shall provide a comparison

for axially symmetric traps with arbitrary anisotropy both for low lying excitations and also for excitations at energies above the chemical potential.

## II. THEORY

The HFB-Popov mean-field theory for inhomogeneous dilute Bose gases has been derived in detail by Griffin in Ref. [14]. We merely give a brief summary of the basic equations. The Bose gases in the experiment are weakly interacting and dilute. Therefore, the s-wave approximation  $v(\mathbf{r} - \mathbf{r}') = g \delta(\mathbf{r} - \mathbf{r}')$  is adequate to describe the interaction where  $g = 4\pi\hbar^2 a/m$  and  $a$  is the s-wave scattering length. To the Bose field operator  $\hat{\psi}(\mathbf{r}, t)$  the usual decomposition [20] in a  $c$ -number part plus an operator with vanishing expectation value is applied:  $\hat{\psi}(\mathbf{r}, t) = \Phi(\mathbf{r}) + \tilde{\psi}(\mathbf{r}, t)$ .  $\Phi(\mathbf{r})$  represents the condensate wave function and the operator  $\tilde{\psi}(\mathbf{r}, t)$  the excitations of the condensate.

This ansatz is inserted in the Heisenberg equation of motion (in units of  $\hbar = 1$ ):

$$i \frac{\partial \hat{\psi}(\mathbf{r}, t)}{\partial t} = \left( -\frac{\nabla^2}{2m} + U_{\text{trap}}(\mathbf{r}) - \mu \right) \hat{\psi}(\mathbf{r}, t) + g \hat{\psi}^\dagger(\mathbf{r}, t) \hat{\psi}(\mathbf{r}, t) \hat{\psi}(\mathbf{r}, t) \quad (1)$$

where  $U_{\text{trap}}(\mathbf{r}) = m(\omega_\rho^2 \rho^2 + \omega_z^2 z^2)/2$  is the trap potential ( $m$  the atomic mass and  $\omega_\rho$  and  $\omega_z$  the radial and axial trap frequencies). The statistical average over (1) and the replacement of the cubic term  $\tilde{\psi}^\dagger(\mathbf{r}, t) \tilde{\psi}(\mathbf{r}, t) \tilde{\psi}(\mathbf{r}, t)$  by the average in mean-field approximation  $2 \langle \tilde{\psi}^\dagger(\mathbf{r}, t) \tilde{\psi}(\mathbf{r}, t) \rangle \tilde{\psi}(\mathbf{r}, t)$  neglecting the anomalous expectation value  $\langle \tilde{\psi}(\mathbf{r}, t) \tilde{\psi}(\mathbf{r}, t) \rangle$  and its complex conjugate leads to the generalized Gross-Pitaevskii (GP) equation in the HFB-Popov approximation

$$\left( -\frac{\nabla^2}{2m} + U_{\text{trap}}(\mathbf{r}) - \mu \right) \Phi(\mathbf{r}) + g [n_c(\mathbf{r}) + 2\tilde{n}(\mathbf{r})] \Phi(\mathbf{r}) = 0. \quad (2)$$

Here we introduced the local density of the condensate  $n_c(\mathbf{r}) = |\Phi(\mathbf{r})|^2$  and of the depletion  $\tilde{n}(\mathbf{r}) = \langle \tilde{\psi}^\dagger(\mathbf{r}, t) \tilde{\psi}(\mathbf{r}, t) \rangle$ . The subtraction of equation (2) from (1) and a treatment of the cubic terms within the mean-field theory similar to the one of equation (2) yields two coupled equations of motion for  $\tilde{\psi}(\mathbf{r}, t)$  and its adjoint.

We only state the final results after the insertion of the Bogoliubov transformation [21]:  $\tilde{\psi}(\mathbf{r}, t) = \sum_j [u_j(\mathbf{r}) \hat{\alpha}_j e^{-iE_j t} + v_j^*(\mathbf{r}) \hat{\alpha}_j^\dagger e^{iE_j t}]$  leading to the generalized Bogoliubov equations for the generalized eigenfunctions  $u_j(\mathbf{r}), v_j(\mathbf{r})$  and their corresponding eigenvalues  $E_j$ :

$$\hat{\mathcal{L}} u_j(\mathbf{r}) + g n_c(\mathbf{r}) v_j(\mathbf{r}) = E_j u_j(\mathbf{r}) \quad (3)$$

$$\hat{\mathcal{L}} v_j(\mathbf{r}) + g n_c(\mathbf{r}) u_j(\mathbf{r}) = -E_j v_j(\mathbf{r})$$

where  $\hat{\mathcal{L}} \equiv -\frac{\nabla^2}{2m} + U_{\text{trap}}(\mathbf{r}) - \mu + 2g n(\mathbf{r})$  with the total density  $n(\mathbf{r}) = n_c(\mathbf{r}) + \tilde{n}(\mathbf{r})$ .

The number density of particles  $\tilde{n}(\mathbf{r})$  outside the condensate is given in terms of the thermal number of quasi-particles  $\langle \hat{\alpha}_j^\dagger \hat{\alpha}_j \rangle = (e^{E_j/k_B T} - 1)^{-1}$  by

$$\tilde{n}(\mathbf{r}) = \sum_j \left\{ (|u_j(\mathbf{r})|^2 + |v_j(\mathbf{r})|^2) \langle \hat{\alpha}_j^\dagger \hat{\alpha}_j \rangle + |v_j(\mathbf{r})|^2 \right\} \quad (3a)$$

where  $u_j(\mathbf{r}), v_j(\mathbf{r})$  are normalized by  $\int d^3\mathbf{r} (|u_j(\mathbf{r})|^2 - |v_j(\mathbf{r})|^2) = 1$ .

The coupled equations can either be solved by direct expansion of the solution in the basis set of the free trap potential as in [19] or by using the local density approximation as in [17,18]. The local density approximation is the leading order of a semiclassical approximation and amounts to setting

$$u_j(\mathbf{r}) \rightarrow u(\mathbf{p}, \mathbf{r}) e^{i\phi(\mathbf{r})} \quad v_j(\mathbf{r}) \rightarrow v(\mathbf{p}, \mathbf{r}) e^{i\phi(\mathbf{r})} \quad \sum_j \dots \rightarrow \int \frac{d^3\mathbf{p}}{(2\pi)^3} \dots \quad (4)$$

where  $\phi$  is defined by  $\nabla\phi \equiv \mathbf{p}$  and  $u(\mathbf{p}, \mathbf{r}), v(\mathbf{p}, \mathbf{r})$  are normalized by  $|u(\mathbf{p}, \mathbf{r})|^2 - |v(\mathbf{p}, \mathbf{r})|^2 = 1$ .

In the semiclassical limit the functions  $u(\mathbf{p}, \mathbf{r})$  and  $v(\mathbf{p}, \mathbf{r})$  are slowly varying on the scale of the harmonic oscillator

length  $\bar{d} = (1/m\bar{\omega})^{1/2}$  with  $\bar{\omega} = (\omega_\rho^2 \omega_z)^{1/3}$ , and the derivatives of  $u$  and  $v$  as well as the second derivatives of  $\phi$  are negligible. The equations in (3) are then reduced to the algebraic form

$$\begin{aligned} \left( \frac{p^2}{2m} + U_{\text{trap}}(\mathbf{r}) - \mu + 2gn(\mathbf{r}) \right) u(\mathbf{p}, \mathbf{r}) + gn_c(\mathbf{r})v(\mathbf{p}, \mathbf{r}) &= \epsilon(\mathbf{p}, \mathbf{r})u(\mathbf{p}, \mathbf{r}) \\ \left( \frac{p^2}{2m} + U_{\text{trap}}(\mathbf{r}) - \mu + 2gn(\mathbf{r}) \right) v(\mathbf{p}, \mathbf{r}) + gn_c(\mathbf{r})u(\mathbf{p}, \mathbf{r}) &= -\epsilon(\mathbf{p}, \mathbf{r})v(\mathbf{p}, \mathbf{r}). \end{aligned} \quad (5)$$

The solution is straight-forward and we are led to the excitation spectrum  $\epsilon(\mathbf{p}, \mathbf{r}) = (\epsilon_{HF}^2(\mathbf{p}, \mathbf{r}) - g^2 n_c^2(\mathbf{r}))^{1/2}$  with the Hartree-Fock energy  $\epsilon_{HF}(\mathbf{p}, \mathbf{r}) = \frac{p^2}{2m} + U_{\text{trap}}(\mathbf{r}) - \mu + 2gn(\mathbf{r})$ . The non-condensate density is then obtained by a simple integration over the momenta:

$$\tilde{n}(\mathbf{r}) = \int \frac{d^3 \mathbf{p}}{(2\pi)^3} \left[ \frac{\epsilon_{HF}(\mathbf{p}, \mathbf{r})}{\epsilon(\mathbf{p}, \mathbf{r})} \left( \frac{1}{\exp(\epsilon(\mathbf{p}, \mathbf{r})/k_B T) - 1} + \frac{1}{2} \right) - \frac{1}{2} \right] \Theta(\epsilon_{HF}^2(\mathbf{p}, \mathbf{r}) - g^2 n_c^2(\mathbf{r})). \quad (6)$$

Let us first consider the case where the local density approximation is used for the whole excitation spectrum, not only the high-lying part. Then it is necessary for consistency to treat also the condensate in the corresponding approximation, which is the finite-temperature Thomas-Fermi approximation. It applies to sufficiently large condensates. In this case the kinetic energy term in eq.(2) is neglected and one obtains with  $n(\mathbf{r}) = \tilde{n}(\mathbf{r}) + n_c(\mathbf{r})$

$$n_c(\mathbf{r}) = g^{-1} (\mu - U_{\text{trap}}(\mathbf{r}) - 2g\tilde{n}(\mathbf{r})) \Theta(\mu - U_{\text{trap}}(\mathbf{r}) - 2g\tilde{n}(\mathbf{r})) \quad (7)$$

and hence  $\epsilon(\mathbf{p}, \mathbf{r})$  reduces to

$$\epsilon(\mathbf{p}, \mathbf{r}) = \begin{cases} \left( \left( \frac{p^2}{2m} + gn_c(\mathbf{r}) \right)^2 - g^2 n_c^2(\mathbf{r}) \right)^{1/2} & \text{if } \mu > U_{\text{trap}}(\mathbf{r}) + 2g\tilde{n}(\mathbf{r}) \\ \frac{p^2}{2m} + U_{\text{trap}}(\mathbf{r}) - \mu + 2gn(\mathbf{r}) & \text{if } \mu < U_{\text{trap}}(\mathbf{r}) + 2g\tilde{n}(\mathbf{r}) \end{cases} \quad (8)$$

Inside the condensate the excitation energy is then gapless like in the spatially homogeneous case. Moreover the integrand in (6) for  $\mathbf{r}$  inside the condensate and  $p \rightarrow 0$  becomes  $k_B T m/p^2$  and therefore the integral (6) converges for small  $p$  (besides, of course, converging also for large  $p$ ).

On the other hand, even if the Thomas-Fermi approximation for the condensate is not applicable because the condensate is too small one may still apply the semiclassical local density approximation for sufficiently high lying states. But for the low-lying states the local density approximation is then inconsistent, as can e.g. be seen from the fact that  $\epsilon(\mathbf{p}, \mathbf{r})$  inside the condensate now has a gap for  $p \rightarrow 0$  of size  $E_{\text{gap}}(\mathbf{r}) = \left( \frac{\nabla^2 \Phi(\mathbf{r})}{2m\Phi(\mathbf{r})} \left( \frac{\nabla^2 \Phi(\mathbf{r})}{2m\Phi(\mathbf{r})} + 2gn_c(\mathbf{r}) \right) \right)^{1/2}$  in space points  $\mathbf{r}$  where  $\nabla^2 \Phi(\mathbf{r}) > 0$ . Therefore, one has to introduce an energy cut-off  $\epsilon_c$  in this case, below which the excitations are treated by solving eqs.(3) exactly, expanding in a suitable basis, and above which the local density approximation can still be employed. Then eq.(6) is replaced by

$$\tilde{n}(\mathbf{r}) = \sum_j \tilde{n}_j(\mathbf{r}) \Theta(\epsilon_c - E_j) + \int_{\epsilon_c}^{\infty} d\epsilon \tilde{n}(\epsilon, \mathbf{r}) \quad (9)$$

where

$$\tilde{n}_j(\mathbf{r}) = \frac{|u_j(\mathbf{r})|^2 + |v_j(\mathbf{r})|^2}{e^{E_j/k_B T} - 1} + |v_j(\mathbf{r})|^2 \quad (10)$$

and

$$\begin{aligned} \tilde{n}(\epsilon, \mathbf{r}) &= \frac{m^{3/2}}{\sqrt{2}\pi^2} \left\{ \frac{1}{e^{\epsilon/k_B T} - 1} + \frac{1}{2} - \frac{\epsilon}{2\sqrt{\epsilon^2 + g^2 n_c^2(\mathbf{r})}} \right\} \\ &\quad \times \sqrt{\sqrt{\epsilon^2 + g^2 n_c^2(\mathbf{r})} - U_{\text{trap}}(\mathbf{r}) + \mu - 2gn(\mathbf{r})} \end{aligned} \quad (11)$$

It is our goal here to implement this hybrid procedure. The choice of the energy cut-off depends on the purpose of the calculation. If the aim is the calculation of thermodynamic properties requiring only the density of states it is

sufficient to take the energy cut-off low at an energy of a few  $\bar{\omega}$ , and to restrict the discrete part of the sum over states to only very few discrete modes. If on the other hand the goal is to calculate the mode spectrum of the low-lying modes accurately up to a given energy, then this energy determines the cut-off. However, the employed basis set must then still be chosen considerably larger (in practice about twice as large) than the number of discrete modes to be calculated, in order to make sure that no discrete mode below the cut-off is missed. In this way it is ensured that eq. (9) really gives an accurate value of the particle density outside the condensate. The advantage of our hybrid approximation over the hitherto used simple cut-off of the employed basis set is that the truncation error in  $\tilde{n}(\mathbf{r})$  is avoided, which allows us the use of a smaller basis set and therefore a more economical computation.

### III. COMPUTATION

The self-consistent procedure we use combines and extends previously used methods of ref. [5,17,7]. For a given number of atoms, temperature and anisotropy of the trap we start e.g. with  $\tilde{n} = 0$  or a previously determined better estimate for  $\tilde{n}$ , solve eq.(2) for  $\Phi(\mathbf{r})$ ,  $n_c(\mathbf{r}) = |\Phi(\mathbf{r})|^2$  and  $\mu$  from the condition that  $N = \int d^3\mathbf{r} (n_c(\mathbf{r}) + \tilde{n}(\mathbf{r}))$ , solve then eq.(3) for all states up to the chosen energy cut-off to find  $u_j(\mathbf{r})$ ,  $v_j(\mathbf{r})$  and  $E_j$ , and determine finally an improved value for  $\tilde{n}(\mathbf{r})$  from eqs.(9), (10).

To calculate the second term in eq.(9) it is necessary to introduce a finite region in space, where we perform the energy integral at certain points. Due to the axial symmetry of our problem this finite region is a rectangle in the  $r$  and  $z$  plane. This rectangle is chosen in such a way that  $\tilde{n}(\mathbf{r})$  and  $n_c(\mathbf{r})$  fall fast enough to zero approaching the edges. In this rectangle we introduce a fine grid and the energy integrals are performed at every grid point numerically. Since both,  $n_c(\mathbf{r})$  and  $\tilde{n}(\mathbf{r})$  are smoothly varying functions the grid methods are suitable from the numerical point of view. We use the same grid in solving the Gross-Pitaevskii eq.(2). To reach fast convergence for the solution of (2) we apply the Newton-Raphson algorithm in combination with multigrid methods as discussed in ref. [22].

However, the grid methods are not appropriate in determining the solutions of eq.(3) especially for the high-lying states. For this reason we solve the Bogoliubov-equations in the basis of the eigenfunctions of the free trap. In this basis we only need to calculate numerically the matrix elements of  $gn_c(\mathbf{r})$ ,  $g\tilde{n}(\mathbf{r})$  in harmonic oscillator eigenstates. These matrix elements are decaying fast enough, because these quantities are smooth and localized around the origin. For our purposes the best method to solve (3) in our basis is that of Hutchinson et al. [7]. Then we do not have to introduce a basis for  $u_j$  and  $v_j$  separately, a single basis set is enough but two subsequent diagonalizations must be performed. For further details see [7].

### IV. RESULTS

We shall now discuss some results obtained by the procedure described in the previous section. In the calculations we present here we choose  $N = 2000$  Rubidium atoms and  $T = 0.5 T_c$  where  $T_c$  is the critical temperature of an ideal Bose-gas with the same parameters. The anisotropy of the trap is described by the parameter

$$\beta = 2 \frac{\omega_z^2 - \omega_\rho^2}{2\omega_\rho^2 + \omega_z^2}, \quad \omega_\rho = \omega_{av} \sqrt{1 - \frac{\beta}{2}}, \quad \omega_z = \omega_{av} \sqrt{1 + \beta} \quad (12)$$

where  $\omega_{av}$  is fixed to  $\omega_{av} = 137 \times 2\pi$  Hz. As a check on our code we reproduced and confirm the zero-temperature results for the low-lying excitation spectrum as a function of the anisotropy parameter presented in fig.1 of ref. [9]. A further check on our code, now at finite temperature, is the agreement of our results for the low-lying excitation spectrum as a function of temperature for the special anisotropy of the JILA-TOP trap with the results in [19].

Let us now turn to our own results. In fig. 1 we fix  $\beta$  at  $\beta = 1.4$  and plot the spectral distribution  $g(\epsilon)$  of the particles in the trap over energy  $\epsilon$  in units of  $\omega_\rho$ . Thus  $dN = g(\epsilon)d\epsilon$  is the number of atoms with energy  $\epsilon$  in the interval  $d\epsilon$ . In fig. 1 we compare the spectral distribution

$$g_{ld}(\epsilon) = \int d^3\mathbf{r} \tilde{n}(\epsilon, \mathbf{r}) \Theta(\epsilon - U_{\text{trap}}(\mathbf{r}) + \mu - 2gn(\mathbf{r})) \quad (13a)$$

obtained in the local density approximation with  $\tilde{n}(\epsilon, \mathbf{r})$  from eq.(11) (full line), with the spectral distribution

$$g_d(\epsilon) \equiv \sum_j \int d^3\mathbf{r} \tilde{n}_j(\mathbf{r}) \frac{1}{\sqrt{\pi\omega_\rho^2}} \exp\left(-\left(\frac{\epsilon - E_j}{\omega_\rho}\right)^2\right) \quad (13b)$$

obtained from the low-lying discrete modes by folding  $\tilde{n}_j(\mathbf{r})$  (10) with a Gaussian of variance  $\omega_\rho/\sqrt{2}$ . Some smoothing on the quantum scale is necessary for a meaningful comparison. The energy cut-off was chosen at  $\epsilon_c = 30\omega_\rho$ , which is the reason for the fall-off of  $g_d$  at around this energy. It can be seen that the local density approximation is rather good for energies somewhat above the chemical potential and higher. For energies at  $\mu$  or lower the local density approximation increasingly fails and the spectral distribution from the discrete modes must be used. The oscillations by which  $g_d(\epsilon)$  differs from  $g_{\text{id}}(\epsilon)$  may be understood semiclassically [23] by analysing the short periodic orbits of the classical dynamics generated by the Hamiltonian  $\epsilon(\mathbf{p}, \mathbf{r})$  [24].

Next we discuss results for the excitation spectrum at temperature  $T = 0.5T_c$  as a function of the anisotropy parameter  $\beta$ . We use the same parameter values as chosen in ref. [19] where the excitation spectrum for the special value of  $\beta = 1.4$  of the JILA-TOP trap was presented. This case is therefore contained in our results. In fig. 2 we show the behavior of the chemical potential  $\mu$  for  $N = 2000$  atoms as a function of  $\beta$ . In the vicinity of the limiting cases  $\beta = -1, 2$  the chemical potential changes rapidly and is expected to tend towards the groundstate energies of the free trap.

The parity quantum number and the azimuthal quantum number  $m$  are good quantum numbers for axially symmetric harmonic traps. On figs. 3-5 we show the elementary excitations as a function of  $\beta$  for different parity classes and  $m$ . For clarity only the excitation spectra with the quantum numbers  $m = 0, 1, 2, 3$  are presented. On Figures 4 and 5 the lowest curves show the behavior of the center of mass modes, for odd parity with  $m = 0$  and for even parity with  $m = 1$ . They represent the collective oscillations of the atoms with the harmonic frequencies of the free trap  $\omega_z$  and  $\omega_\rho$ . By Kohn's theorem [16] they must occur in all finite temperature spectra and would be straight lines in our pictures. From our numerical data we see that Kohn's theorem is not exactly maintained in the HFB-Popov approximation, but the discrepancy for all anisotropies is so small, that it is practically negligible at  $T = 0.5T_c$ . In the excitation spectra (figs. 3-5) modes with different axial quantum numbers  $m$  cross freely as one would expect if (3) is considered as a linear set of eigenvalue equations. However, due to the coupling of these equations via  $\tilde{n}(\mathbf{r})$ , which depends on the  $|u_j(\mathbf{r})|^2$  and the  $|v_j(\mathbf{r})|^2$ , the linearity is actually broken for finite temperature. But the nonlinearity enters only via a global coupling. Therefore, in discussing the crossings of levels we may consider  $n(\mathbf{r})$  and  $n_c(\mathbf{r})$  as given by their final self-consistent values in which case (3) does become linear explaining the free level-crossings for different quantum numbers  $m$ . Some avoided crossings between levels with the same  $m$  can also be seen in these figures.

A remarkable feature of the above spectra is that the levels tend to a few common eigenvalues in the limits  $\beta \rightarrow 2$  or  $\beta \rightarrow -1$ . In the first case ( $\beta = 2$ )  $\omega_\rho$  goes to zero and the limiting energy eigenvalues do not depend on the azimuthal quantum number  $m$  but still on the parity. In the opposite case ( $\beta = -1$ ) they now depend on  $m$  but not on the parity. However, in the limit  $\beta = 2$  the spectra agree with that of the free harmonic oscillator with  $\omega_z = 0$ . This fact can be easily understood because both, the condensate and the thermal density vanish due to the repulsion between particles and the vanishing confinement in radial direction. The same argument can be applied for  $\beta = -1$  with vanishing confinement in the  $z$ -direction. However, in the close neighborhood of  $\beta = -1$  some quantities (see for example the behavior of the chemical potential in fig. 2) change too rapidly and it is extremely difficult to get reliable data for the spectra in that region. Note that the limiting situations are quite different from those studied by Stringari [25] (see also ref. [12]) under the conditions that the hydrodynamic approach is applicable, though some features are common.

The low-lying excitation spectrum as a function of the anisotropy parameter for zero temperature has been presented by *Hutchinson et al* [9]. The results are remarkably similar to ours considering the widely different physical conditions under which they are obtained. The similarity of the results of finite temperature calculations in the HFB-Popov approximation to zero-temperature results was first noted by *Dodd et al* [19]. For anisotropy  $\beta = 1.4$  they compared their results with an effective zero-temperature calculation (EZC), where  $N = N_c$ , using as effective particle number  $N$  the number of particles in the actual condensate at temperature  $T$ . The close agreement they found led to the conclusion that in practice the excitation spectra are determined mainly by the atoms in the condensate, so that the thermal density  $\tilde{n}(\mathbf{r})$  can be neglected in the GP and the Bogoliubov equations (2) and (3). Furthermore, at least for the high-lying excitations [7,26,27]  $v_j(\mathbf{r})$  can be set to zero in (3) [7,26] and the equations (3) reduce to an ordinary Schrödinger equation. We can now use our result for arbitrary values of  $\beta$  and looking also at higher lying excitation energies to provide a much more sensitive test of the accuracy of the EZC model.

In fig. 6 we present the low-lying EZC mode spectra for the same case as in fig. 3. In the EZC approximation the Kohn-theorem is satisfied exactly, as there is no thermal cloud in the effective zero-temperature system. The excellent agreement with the HFB-Popov results, even in fine details, over the whole interval of anisotropies confirms the remarkable usefulness of the EZC approximation for the calculation of the low-lying excitation spectrum.

However, considering a broader range of energies one can find differences between the predictions of the HFB-Popov and the EZC-calculations. In order to make a quantitative comparison we fix the anisotropy parameter  $\beta$  in fig. 7 to the value of the JILA trap  $\beta = 1.4$ . Here we plot the energy-differences between the HFBP- and the EZC-calculations  $\Delta\epsilon_1 = \epsilon_{\text{HFBP}} - \epsilon_{\text{EZC}}$  and between the HFBP- and the Hartree-Fock-calculations  $\Delta\epsilon_2 = \epsilon_{\text{HFBP}} - \epsilon_{\text{HF}}$  as a function of

the HFBP-excitation energies. At very low energies  $\Delta\epsilon_1$  is very small confirming again that in the low-lying spectra EZC levels agree with the HFB-Popov levels. With increasing energy the EZC reveals an increasing shift and  $\Delta\epsilon_1$  shows larger fluctuations. The difference between the eigenvalues is less than  $0.2\omega_{av}$ . It is not too big, but shows clearly the magnitude of the difference between the two calculations. For energies above twice the chemical potential the Hartree-Fock model ( $v_i$  neglected, but including the thermal density  $\tilde{n}$ ) turns out to be a better approximation for the HFB-Popov equations. The shift for large energies can be understood in the following way: There is a shift in the chemical potential  $\Delta\mu = \mu_{\text{HFB}} - \mu_{\text{EZC}} = 0.19$  because of the neglect of the almost constant thermal density in the condensate region in the EZC. Considering only small energies the eigenmodes are localized inside the condensate where the term  $2g\tilde{n}$  and the chemical potential shift cancel each other. Therefore the energy difference  $\Delta\epsilon_1$  is small for low energies. But for states localized outside, where even  $\tilde{n}$  is negligible the difference  $\Delta\mu$  is the main reason for the shift of the levels in the EZC calculations. The Fig. 7 is in accord with the expectation that the asymptotic limit of the energy shift is  $\Delta\mu$ .

## V. CONCLUSIONS

We have investigated the Hartree-Fock-Bogoliubov-Popov equations to obtain the finite temperature excitation spectrum of trapped condensed Bose gases. Our computational method combined the use of the local density approximation above a certain cut-off and a solution of the discrete Bogoliubov equations below the energy cut-off. We have explored in a systematic way the excitation frequencies within a large range of parameters for the anisotropy of the trap potential. We gave numerical evidence for degeneracies occurring at extreme anisotropic situations  $\beta = 2, -1$  and argued that these two spectra can be explained by the non-interacting model. Further we compared the spectra of the HFB-Popov with the EZC calculations and showed that for large energies the EZC spectra are shifted by a small amount which is mainly due to the shift in the chemical potentials.

## ACKNOWLEDGMENTS

This work has been supported by the project of the Hungarian Academy of Sciences and the Deutsche Forschungsgemeinschaft under Grant No. 95. R. G. and J. R. wish to acknowledge support by the Deutsche Forschungsgemeinschaft through the Sonderforschungsbereich 237 "Unordnung und große Fluktuationen". Two of us (A. Cs. and P. Sz.) would like to acknowledge support by the Hungarian National Scientific Research Foundation under Grant Nos. OTKA T025866, T017493 and F020094 and by the Ministry of Education of Hungary under grant No. FKFP0159/1997.

- 
- [1] D. S. Jin *et al.*, Phys. Rev. Lett. **77**, 420 (1996).
  - [2] D. M. Stamper-Kurn *et al.* Phys. Rev. Lett. **81**, 500 (1998).
  - [3] M. O. Mewes *et al.*, Phys. Rev. Lett. **77**, 988 (1996).
  - [4] D. S. Jin *et al.*, Phys. Rev. Lett. **78**, 764 (1997).
  - [5] M. Edwards *et al.*, Phys. Rev. Lett. **77**, 1671 (1996).
  - [6] L. You *et al.*, Optics Express Vol.1, No.10, 293 (1997).
  - [7] D. A. W. Hutchinson *et al.*, Phys. Rev. Lett. **78**, 1842 (1997).
  - [8] T. Isoshima *et al.*, unpublished (cond-mat/9712122).
  - [9] D. A. W. Hutchinson *et al.*, unpublished (cond-mat/9709041).
  - [10] S. Stringari, Phys. Rev. Lett. **77**, 2360 (1996).
  - [11] P. Öhberg *et al.*, Phys. Rev. A **56**, R3346 (1997).
  - [12] M. Fliesser *et al.*, Phys. Rev. A **56**, R2533 (1997).
  - [13] V. N. Popov, *Functional integrals and Collective Modes* (Cambridge University Press, New York, 1987), Ch. 6.
  - [14] A. Griffin, Phys. Rev. B **53**, 9341 (1996).
  - [15] P. C. Hohenberg *et al.*, Ann. of Phys. **34**, 291 (1965).
  - [16] W. Kohn, Phys. Rev. **133**, A171 (1964).
  - [17] S. Giorgini *et al.*, Phys. Rev. A **54**, 4633 (1996).

- [18] F. Dalfovo *et al.*, Phys. Rev. A **56**, 3840 (1997).
- [19] R. J. Dodd *et al.*, Phys. Rev. A **57**, R32(1998).
- [20] A. Griffin , *Excitations in a Bose-Condensed Liquid*, (Cambridge University Press, New York, 1993), page 104.
- [21] A. L. Fetter, Ann. Phys. (N.Y.) **70**, 67 (1972).
- [22] W. Hackbusch, Notes on numerical fluid mechanics **11**, 24 (1984).
- [23] M. C. Gutzwiller, *Chaos in classical and quantum mechanics*, (Springer Verlag, New York, 1990).
- [24] M. Fliesser *et al.*, Phys. Rev. A **56**, 4879 (1997).
- [25] S. Stringari, unpublished (cond-mat/9801067).
- [26] T. Bergemann, Phys. Rev. A **55**, 3658 (1997).
- [27] M. Houbiers and H. T. C. Stoof, Phys. Rev. A **55**, 5055 (1996).

FIG. 1. The spectral distribution  $g_{\text{ld}}(\epsilon)$  (13a) in the local density approximation is compared with the spectral distribution  $g_{\text{d}}(\epsilon)$  (13b) obtained by the expansion in a basis set for  $\beta = 1.4$ ,  $N = 2000$ ,  $T = 0.5 T_c$ .

FIG. 2.  $\mu$  in units of  $\omega_{av}$  as a function of the anisotropy parameter  $\beta$  for  $N = 2000$ ,  $T = 0.5 T_c$ .

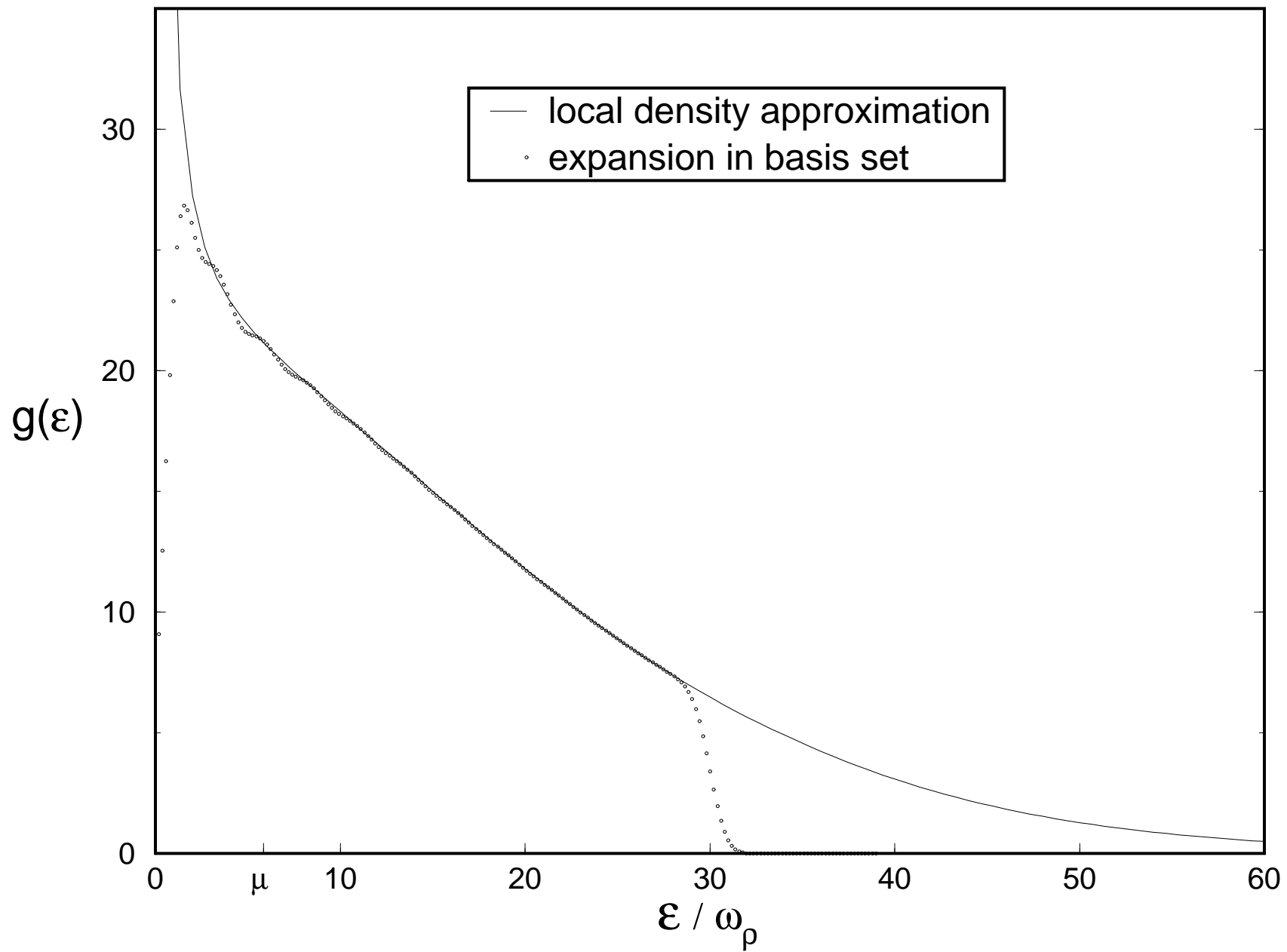
FIG. 3. The lowest HFB-Popov excitations  $\omega^2$  in units of  $\omega_{av}^2$  as a function of  $\beta$  for the even-parity modes with  $m = 0$  (open circles),  $m = 2$  (black stars). Other parameters are  $N = 2000$ ,  $T = 0.5 T_c$ .

FIG. 4. The same as in fig. 3 for the even-parity modes  $m = 1$ ,  $m = 3$ .

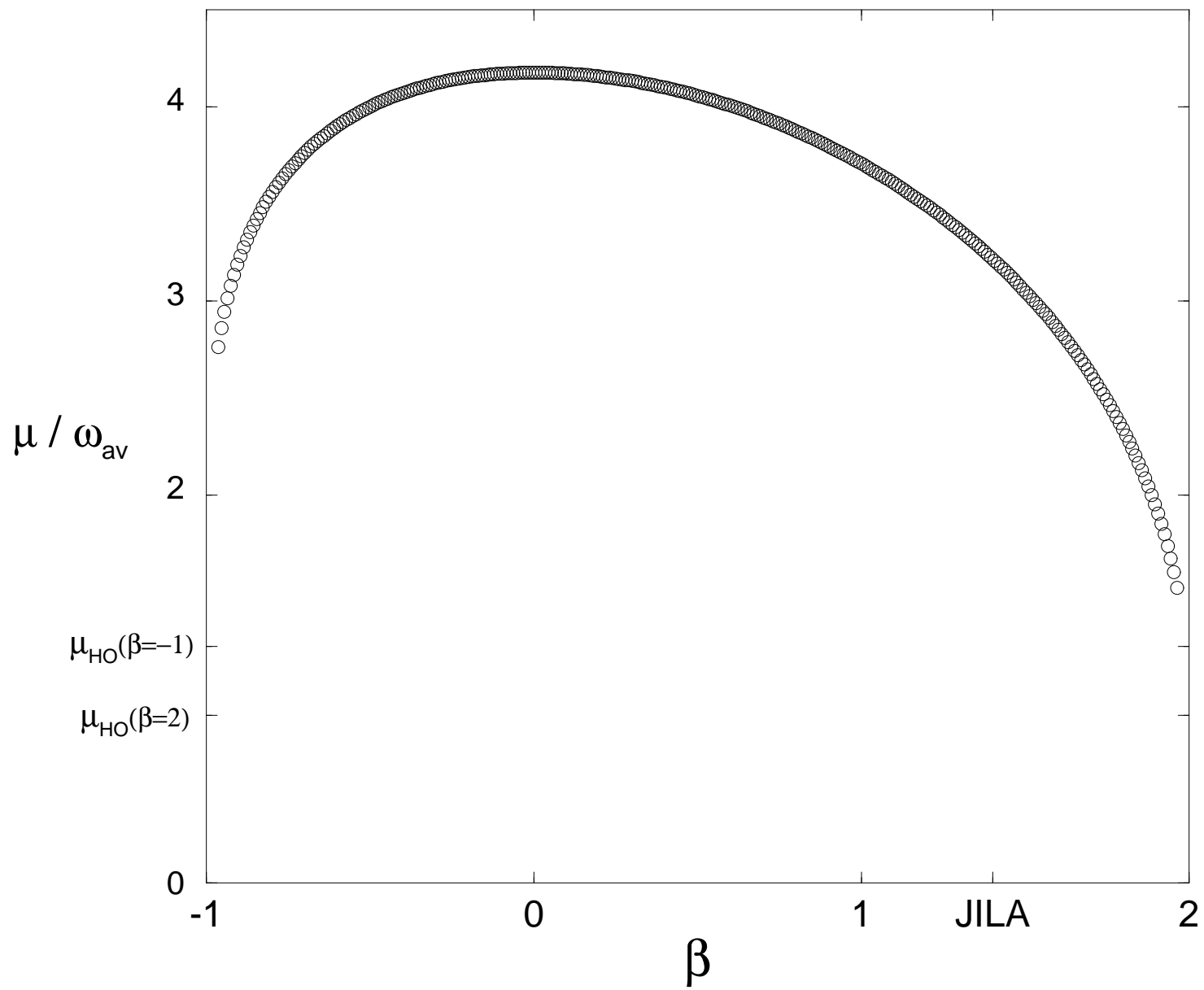
FIG. 5. The same as in fig. 3 for the odd-parity modes  $m = 0$ ,  $m = 2$ .

FIG. 6. The lowest *equivalent zero condensate* excitations  $\omega^2$  corresponding to fig. 3 in units of  $\omega_{av}^2$  as a function of  $\beta$  for the even-parity modes with  $m = 0$  (open circles),  $m = 2$  (black stars).

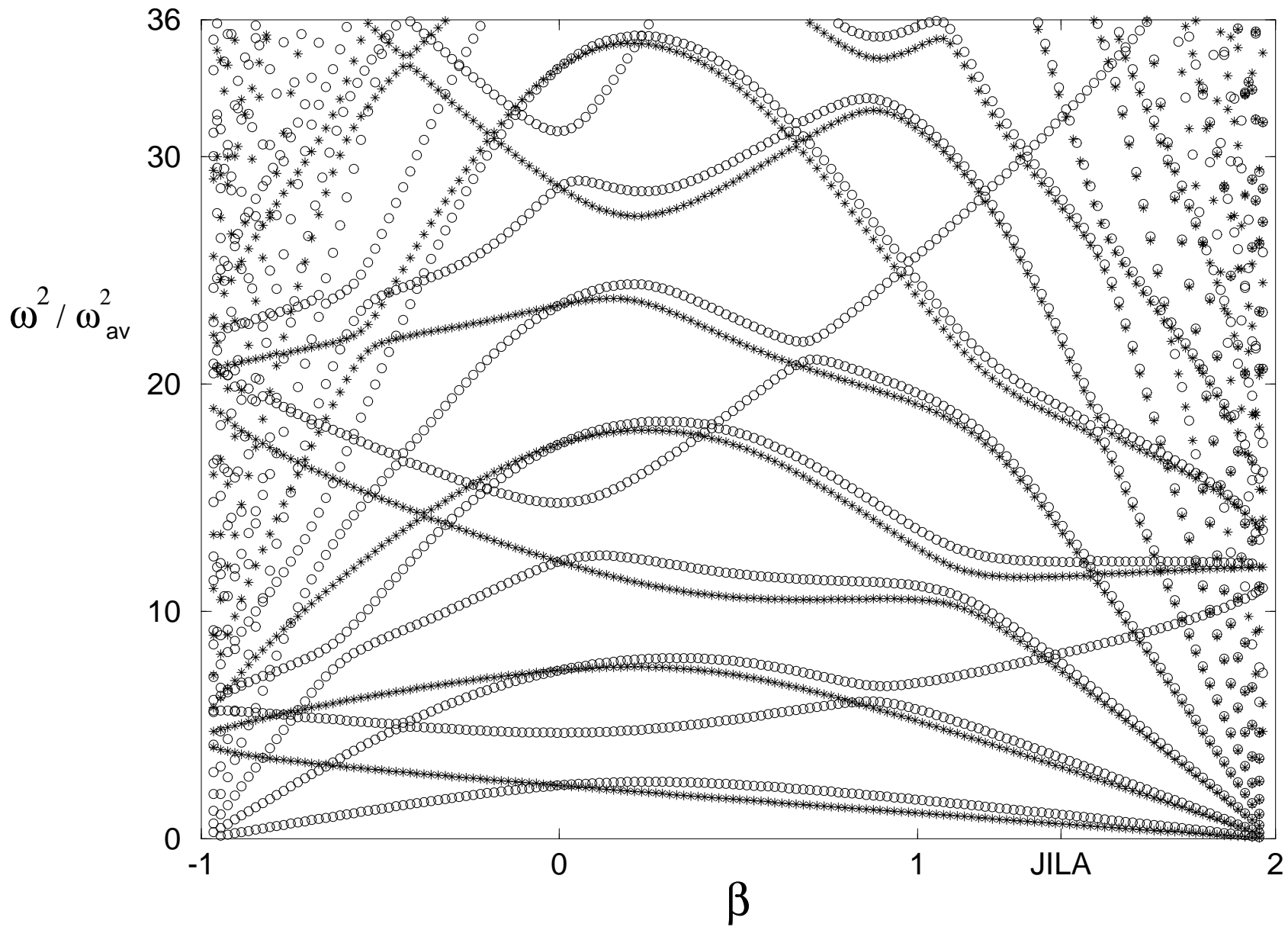
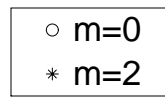
FIG. 7. The energy differences  $\Delta\epsilon_1 = \epsilon_{\text{HFBP}} - \epsilon_{\text{EZC}}$  (open circles) and  $\Delta\epsilon_2 = \epsilon_{\text{HFBP}} - \epsilon_{\text{HF}}$  (crosses) as a function of the HFBP-energies.





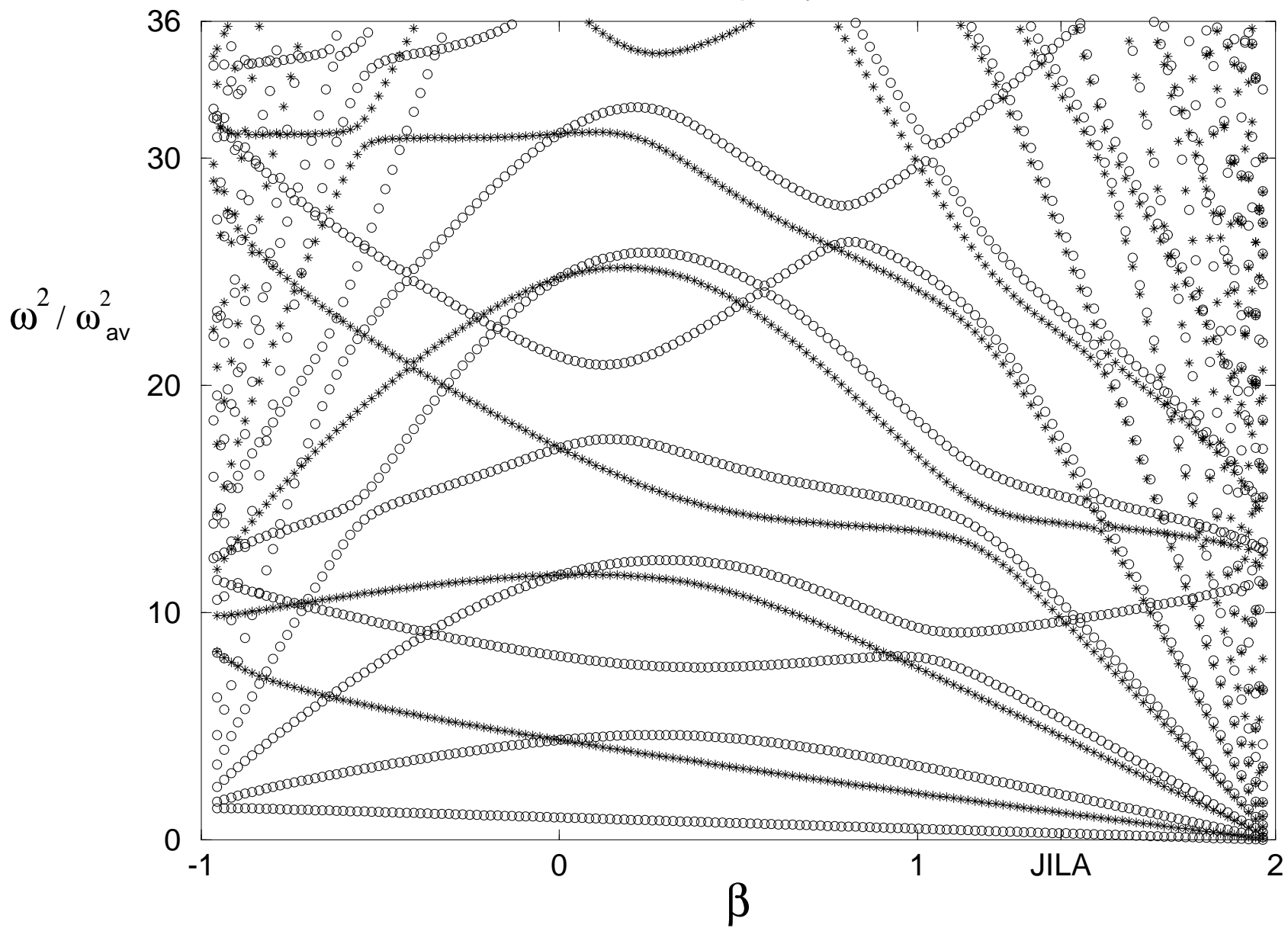


HFB-Popov  
even-parity



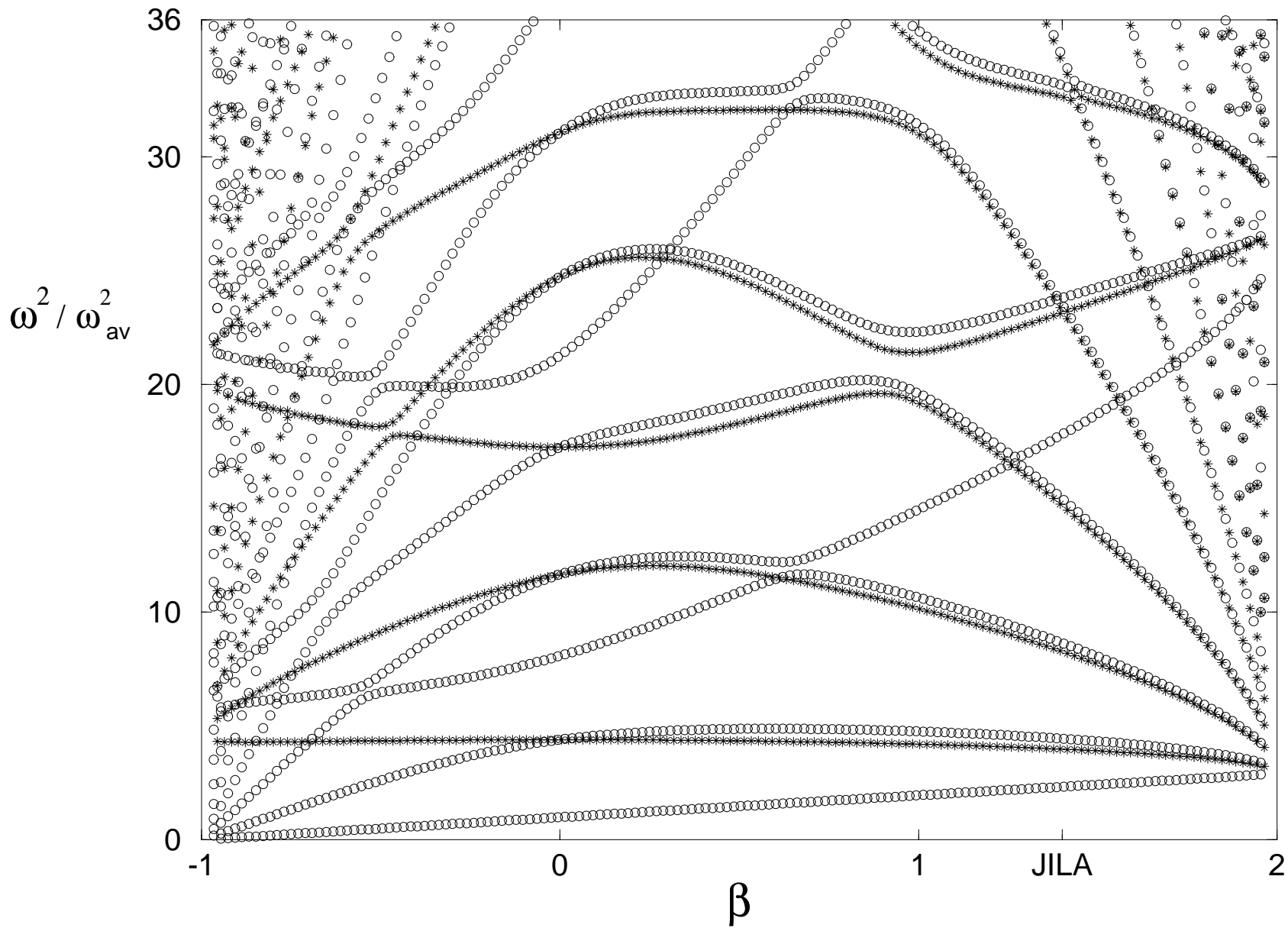
# HFB-Popov even-parity

○ m=1  
\* m=3



# HFB-Popov odd-parity

○ m=0  
\* m=2



EZC  
even-parity

