

Transition Matrix Monte Carlo Reweighting and Dynamics

Jian-Sheng Wang¹, Tien Kiat Tay¹, and Robert H. Swendsen²

¹*Department of Computational Science, National University of Singapore, Singapore 119260, Republic of Singapore*

²*Department of Physics, Carnegie Mellon University, Pittsburgh, PA 15213*

(10 September 1998)

We study an induced dynamics in the space of energy of single-spin-flip Monte Carlo algorithm. The method gives an efficient reweighting technique. This dynamics is shown to have relaxation times proportional to the specific heat. Thus, it is plausible for a logarithmic factor in the correlation time of the standard 2D Ising local dynamics.

05.50.+q, 02.70Lq, 64.60.Ht.

The investigation of new Monte Carlo algorithms has been actively pursued due to their importance for efficient computer simulation. Cluster algorithms [1–3], generalized ensemble methods [4], together with advanced techniques of analysis, such as the histogram methods [5–8], greatly enhanced our ability to do efficient computer simulations.

Recently, Swendsen and Li [9] proposed a novel algorithm named transition matrix Monte Carlo (TMCMC). The method first determines a transition matrix $W(E|E')$, to be defined below, by some sampling technique. The invariant state of this matrix gives the canonical probability distribution of energy $P_{eq}(E) \propto n(E) \exp(-E/k_B T)$, where $n(E)$ is the density of states. This method has connections with the broad histogram method [7], the projection dynamics [10], and the canonical transition probability method [11], but its starting point and considerations are quite different.

There are three important aspects in this approach: (1) The computation of the matrix can be efficiently implemented with the N -fold way [12]; (2) the method gives a new reweighting technique, efficient and simple in comparison with multiple histogram method [6]; (3) the artificial dynamics is of considerable theoretical interest—it could imply a logarithmic correction in the two-dimensional Ising model critical relaxation, indirectly supporting Domany’s conjecture [13].

The rest of the paper is organized as follows: we first define the transition matrix Monte Carlo (TMCMC) dynamics. We discuss the reweighting method under TMCMC. We then describe the steps leading to an exact result for $W(E|E')$ for the one-dimensional Ising model. We give a differential equation obeyed in the large-size limit and indicate its consequence. We give arguments for relaxation time in one dimension and relate the relaxation time to specific heat. We present simulation data to verify the general results.

Let us consider a single-spin-flip Glauber dynamics [14] of the Ising model which is described in continuous time as

$$\begin{aligned} \frac{\partial P(\sigma, t)}{\partial t} &= \sum_{\{\sigma'\}} \Gamma(\sigma, \sigma') P(\sigma', t) \\ &= \sum_{i=1}^N \left[-w_i(\sigma_i) + w_i(-\sigma_i) F_i \right] P(\sigma, t), \end{aligned} \quad (1)$$

where N is the total number of spins, and

$$w_i(\sigma_i) = \frac{1}{2} \left[1 - \sigma_i \tanh \left(K \sum_{\text{nn of } i} \sigma_k \right) \right], \quad K = \frac{J}{k_B T}, \quad (2)$$

is the flip rate of site i , which depends on the spin value at the site i as well as the values of its nearest neighbor spins σ_k . And F_i is a flip operator such that $F_i P(\dots, \sigma_i, \dots) = P(\dots, -\sigma_i, \dots)$. The transition matrix Monte Carlo dynamics is *defined*, based on the above dynamics, by

$$\frac{\partial P(E, t)}{\partial t} = \sum_{E'} W(E|E') P(E', t), \quad (3)$$

where $P(E, t)$ is the probability of having energy E at time t , and

$$W(E|E') = \frac{1}{n(E')} \sum_{H(\sigma)=E} \sum_{H(\sigma')=E'} \Gamma(\sigma, \sigma'). \quad (4)$$

Although Eq. (1) and (3) give the same equilibrium distribution of energy, they have totally different dynamics.

We note that the transition matrix is banded along diagonal. The matrix elements are not independent—the column sum is zero due to the conservation of total probability, and the row sum satisfies $\sum_E W(E'|E) P_{eq}(E) = 0$ due to the fact that the equilibrium distribution is a stationary distribution. The transition matrix also satisfies detailed balance condition, $W(E|E') P_{eq}(E') = W(E'|E) P_{eq}(E)$, inherited from the detailed balance in the original dynamics of spins. The detailed balance conditions put strong constraint on the matrix elements. For example, for any three energies with nonzero transition rates among them, we have

$$W(E|E'') W(E''|E') W(E'|E) = W(E|E') W(E'|E'') W(E''|E). \quad (5)$$

The matrix elements can be computed by Monte Carlo sampling as follows. For a configuration σ , we consider the number $N(\sigma, \Delta E)$ of cases that energy is changed by ΔE , for the N possible single-spin flips. Then for $\Delta E \neq 0$,

$$W(E + \Delta E|E) = w(\Delta E) \langle N(\sigma, \Delta E) \rangle_{H(\sigma)=E}, \quad (6)$$

where the average is over all configurations having energy E , and $w(\Delta E) = \frac{1}{2}(1 - \tanh(\Delta E/(2k_B T)))$ for the Glauber dynamics. Since the quantity in the angular brackets of Eq. (6) is independent of temperature (or flip rates), once it is determined, we can use it at any temperature (or with any flip rates) for $W(E|E')$ and consequently the equilibrium distribution at any temperature.

The microcanonical averages can be computed in any ensembles which have the property that equal energy states have equal probability. We used canonical simulations at a selection of temperatures, so that the total histogram $H(E)$ is approximately flat. Of course, the total $H(E)$ obtained by adding results at different T is not meaningful. However, it is perfectly correct to add statistics to $\langle N(\sigma, \Delta E) \rangle_E$ from equilibrium simulations at different temperatures.

The single histogram method [5] uses $H(E)$ in a canonical simulation as an estimate to the equilibrium energy distribution $P(E)$. Multiple histogram method attempts to overcome the problem of narrow window in the distribution [6]. In the present method, adding simulations at different T is handled rather naturally. Such a ‘‘multiple histogram’’ TMMC is extremely simple and effective. In connection with the broad histogram method [7], we note that when T is set to ∞ , the detailed balance conditions reduce to the broad histogram equations [8]. Unfortunately, the dynamics proposed in Ref. [7] is incorrect [15].

There are a number of different ways of determining the canonical distributions from $W(E|E')$. We can solve the linear equation, $\sum_{E'} W(E|E')P(E') = 0$, or use the detailed balance condition $W(E|E')P(E') = W(E'|E)P(E)$. The latter seems numerically more stable—the equations give us a set of recursion relations for $P(E)$. In Fig. 1 we present a calculation of the Ising model heat capacity on a 64 by 64 lattice with 25 simulations at selected temperatures. The errors are small for the whole temperature range.

The one-dimensional dynamics of spins, Eq. (1), can be solved analytically [14]. In particular, the full set of eigenvalues of Γ is known [16]. We show that the matrix $W(E|E')$ can be obtained in closed form in one dimension. To begin with, the density of states is $n(E) = 2C_{2k}^L$, where $k = 0, 1, 2, \dots, \lfloor L/2 \rfloor$, assuming periodic boundary condition. The number of possible states with energy $E/J = -L + 4k$ is twice the number of ways (due to overall up-down symmetry) of putting $2k$ unsatisfied bonds among L possible positions.

The summation over spin states with energy E and E' can be expressed in terms of a one-dimensional lattice gas problem. In one dimension, the flip rate can be written as $w_i(\sigma_i) = (1/2)[1 - \gamma\sigma_i(\sigma_{i-1} + \sigma_{i+1})/2]$ where $\gamma = \tanh 2K$. Notice that for each final configuration σ associated with E , contributions to the transition from $E^+ = E + 4J$ to E come only from each pair of nearest neighbors satisfied bonds in configuration σ . Thus we can write

$$\Delta_k^+ = \frac{n(E^+)W(E|E^+)}{1 + \gamma} = \sum_{n_i=L-2k} \sum n_i n_{i+1}, \quad (7)$$

where $n_i = 0$ and 1 for unsatisfied and satisfied bond, respectively. Similar expressions can be written down associated with the transition from $E^- = E - 4J$ to E . The restricted sums are obtained through a partition function in a field as a generating function. We find $\Delta_k^+ = LC_{2k}^{L-2}$ and $\Delta_k^- = LC_{L-2k-2}^{L-2}$ and the transition matrix elements are thus

$$W_{k,k+1} = \frac{(k+1)(2k+1)}{L-1}(1 + \gamma), \quad (8)$$

$$W_{k+1,k} = \frac{(L-2k)(L-2k-1)}{2(L-1)}(1 - \gamma). \quad (9)$$

The diagonal term is computed from the relation

$$W_{k-1,k} + W_{k,k} + W_{k+1,k} = 0, \quad (10)$$

and the rest of the elements $W_{k,k'} = 0$ if $|k - k'| > 1$.

The matrix can not be diagonalized analytically in general. Nevertheless, at zero temperature, $\gamma = 1$, the eigenvalues can be obtained explicitly as $\lambda_k = -2(k+1)(2k+1)/(L-1)$, which give us relaxation times as $-1/\lambda_k$, with the longest relaxation time $\tau = (L-1)/2$.

The TMMC for large system follows a simple and interesting dynamics. It can be shown rigorously, with the method of Ω -expansion for master equation [17], that in the large-size scaling limit, the process is described by the equation

$$\frac{\partial P(x, t')}{\partial t'} = \frac{\partial}{\partial x} \left(\frac{\partial P(x, t')}{\partial x} + xP(x, t') \right), \quad (11)$$

where t' and x are properly scaled time and energy deviation from equilibrium.

$$x = \frac{E - u_0 N}{(Nc')^{1/2}}, \quad u_0 N = \bar{E}, \quad (12)$$

and $t' = bt$ with

$$b = \lim_{N \rightarrow \infty} \frac{1}{2c'N} \sum_E W(\bar{E}|E)(E - \bar{E})^2, \quad (13)$$

where u_0 is the average energy per spin and $c' = k_B T^2 c$ is the reduced specific heat per spin. The equation is obtained by replacing E by x and expanding all the terms

in small parameter $1/\sqrt{N}$. Details will be presented elsewhere.

The continuum limit equation describes a constrained random walk. There are two competing effects in the current $j = -\partial P/\partial x - xP$; while the first term is the usual diffusion, the second term keeps the walker at the origin. Equilibrium is obtained when $j = 0$, giving the well-known Gaussian distribution $P_{eq}(x) \propto e^{-x^2/2}$.

Equation (11) can be transformed into a one-dimensional quantum harmonic oscillator equation with the change of variable $P(x, t') = e^{-x^2/4}\phi(x, t')$. The relaxational spectrum is discrete and equally spaced (in $1/\tau$). In particular, the relaxation modes are $e^{-nt' - x^2/2} H_n(x/\sqrt{2})$, where H_n is Hermite polynomials. Translating back to the original time t , the relaxation times are $1/(nb) \propto c$. Applying the general result, Eq. (13), to the one-dimensional Ising model, we have

$$\tau_n = \frac{1}{2n} \cosh 2K, \quad n = 0, 1, 2, \dots \quad (14)$$

It is instructive to have an intuitive picture of the asymptotic dynamics, which we argue as follows.

The TMCM is equivalent to the following steps (Algorithm A).

1. Do perfect microcanonical simulation, i.e., pick a state at random among the degenerate states of current energy E .
2. Do one canonical Monte Carlo move, chosen a site at random.

Repeat step (1) and (2) N times, where N is the number of spins in the system. This is one TMCM step (sweep).

Consider the dynamics at very low temperatures. Then only two energies E_0 (ground state) and $E_1 = E_0 + 4J$ (first excited states) dominate. Consider K such that correlation length ($\xi \propto \exp(2K)$) is about the size of the system. $P(E_0) \propto \exp(-E_0/k_B T)$, $P(E_1) \propto L^2 \exp((-E_0 - 4J)/k_B T)$, and $P(E_1)/P(E_0) \approx L^2 \exp(-4K) \approx 1$.

We now consider the time scales (from the point of view of TMCM) that a transition is made $E_0 \rightarrow E_1$, and $E_1 \rightarrow E_0$.

Let's assume that the system is in its ground state E_0 . Step (1) actually does nothing; in step (2), a kink pair (unsatisfied bonds) is excited with probability $\exp(-4K)$. Thus, we need $\exp(4K)$ moves to produce a kink pair. So the time scale in units of TMCM steps is $\tau \propto \exp(4K)/L \propto L$. We have used the fact that correlation length in one dimension is proportional to $\exp(2K)$ and that correlation length is comparable to system size L . The reverse process has a similar scale. This argument is consistent with the exact calculation.

A more general argument [18] relating the relaxation time to the specific heat can be given, as follows: the variance of the energy distribution $P(E)$ is related to

the specific heat as $\delta E^2 = c N k_B T^2$. Transition matrix Monte Carlo moves are random walks in energy confined in a region of δE . Thus the typical time for energy varying over δE is proportional to the square of distance in energy. Therefore, time is proportional to δE^2 , when we measure in steps of moves. To get τ in sweeps, we must divide by N . Let a be the typical time for one step of walk in energy, the equation should be

$$\tau \propto a(\delta E^2/N) = a c k_B T^2 = a c', \quad (15)$$

We can give a a precise meaning as $1/(c'b)$, where b is given in Eq. (13). In one dimension, the unit time a diverges. However, this does not happen in dimensions $d > 1$ as $T_c > 0$, and a will be some finite value asymptotically independent of N .

We check the above results in two dimensions by extensive Monte Carlo simulation using two different methods: (1) the microcanonical/canonical algorithm A described above, by computing the time correlation functions; and (2) by direct computation of $W(E|E')$ with a Wolff cluster algorithm [3]. The eigenvalues are computed with standard package [19]. While the first method is restricted to very small sizes, the second method can apply to large systems. In Fig. 2 we plot only the inverse eigenvalues. Very good confirmation of the $\log L$ behavior for the relaxation time is observed.

This result has serious implication. In the standard single-spin-flip dynamics, if we add between canonical Monte Carlo moves microcanonical moves, the resulting dynamics is TMCM and still has a residue slowing down $\tau \sim \log L$ at T_c . It is thus difficult to imagine how this logarithmic factor can be canceled exactly in the original dynamics. In fact, such logarithmic factor is conjectured [13], while many numerical computations [20] did not seem to find it explicitly. We think that the Domany conjecture is still an open question.

One of the prediction of Eq. (11) is that the eigenvalues of $W(E|E')$ in the large-size limit are equally spaced, this is indeed the case for large systems. The eigenfunctions associated with these eigen modes are compared with numerical results. In Fig. 3, we plot the analytic results (curves) together with numerical values (symbols) from exact diagonalization of matrix $W(E|E')$ for a three-dimensional Ising model of 16^3 at $k_B T/J = 6.0$. There are no adjustable parameters in the comparison except an overall normalization.

In conclusion, the transition matrix Monte Carlo shows a novel dynamical behavior. We find an unusual critical slowing down in one dimension. For two dimensions and higher, we conclude that correlation time is proportional to the specific heat. This is in contrast with cluster algorithms where Li and Sokal [21] showed that the specific heat is only a lower bound to the correlation time. While the TMCM artificial dynamics is of theoretical interest, the reweighting technique is very useful in practice.

J. S. W thanks Lei-Han Tang for an important suggestion on large-size limit. He also thanks Hong Guo and Donghui Zhang for discussions. This work is supported in part by Academic Research Grant No. RP950601.

-
- [1] R. H. Swendsen and J.-S. Wang, Phys. Rev. Lett. **58**, 86 (1987).
 - [2] R. H. Swendsen, J.-S. Wang, and A. M. Ferrenberg, in *The Monte Carlo Method in Condensed Matter Physics*, ed. K. Binder, (Springer, Berlin), Topics in Applied Physics Vol 71 p. 75, (1992).
 - [3] U. Wolff, Phys. Rev. Lett. **62**, 361 (1989).
 - [4] B. A. Berg and T. Neuhaus, Phys. Rev. Lett. **68**, 9 (1992); J. Lee, Phys. Rev. Lett. **71**, 211 (1993); B. Hesselbo and R. B. Stinchcombe, Phys. Rev. Lett. **74**, 2151 (1995).
 - [5] A. Ferrenberg and R. H. Swendsen, Phys. Rev. Lett. **61** 2635 (1988).
 - [6] A. Ferrenberg and R. H. Swendsen, Phys. Rev. Lett. **63**, 1195 (1989).
 - [7] P. M. C. de Oliveira, T. J. P. Penna, and H. J. Herrmann, Braz. J. Phys. **26**, 677 (1996); Eur. Phys. J., **B1**, 205 (1998).
 - [8] P. M. C. de Oliveira, to appear Eur. Phys. J. **B**.
 - [9] R. H. Swendsen and Shing-Te Li, unpublished.
 - [10] M. Kolesik, M. A. Novotny, and P. A. Rikvold, Phys. Rev. Lett. **80**, 3384 (1998).
 - [11] M. Fitzgerald, R. R. Picard, and R. N. Silver, preprint (1998).
 - [12] A. B. Bortz, M. H. Kalos, and J. L. Lebowitz, J. Comp. Phys. **17**, 10 (1975).
 - [13] E. Domany, Phys. Rev. Lett. **52**, 871 (1984).
 - [14] R. J. Glauber, J. Math. Phys. **4**, 294 (1963); K. Kawasaki, in *Phase transitions and Critical Phenomena*, C. Domb and M. S. Green, eds. Vol 2, p. 443 (1972).
 - [15] B. Berg and U. H. E. Hansmann, Eur. Phys. J. **B1**, (1998), to appear.
 - [16] B. U. Felderhof, Rep. Math. Phys. **1**, 215 (1970).
 - [17] N. G. Van Kampen, *Stochastic Processes in Physics and Chemistry*, (Horth-Holland, Amsterdam), (1981).
 - [18] R. H. Swendsen, unpublished.
 - [19] E. Anderson, et al, LAPACK Users' Guide – Relase 2.0, SIAM (1994).
 - [20] J.-S. Wang and C. K. Gan, Phys. Rev. E **57**, 6548 (1998), and references therein.
 - [21] X.-J. Li and A. D. Sokal, Phys. Rev. Lett. **63**, 827 (1989); **67**, 1482 (1991).
 - [22] A. E. Ferdinand and M. E. Fisher, Phys. Rev. **185**, 832 (1969); P. D. Beale, Phys. Rev. Lett. **76**, 78 (1996).

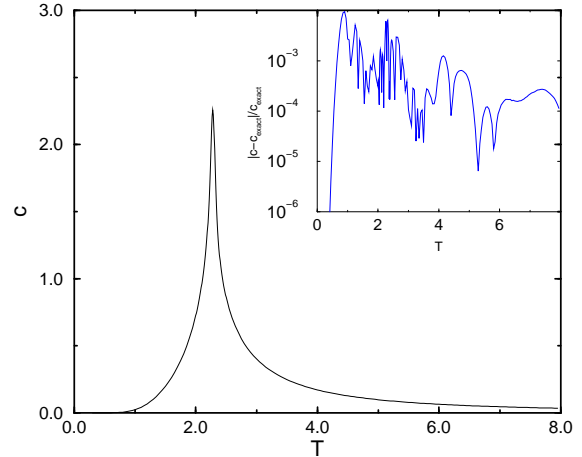


FIG. 1. The specific heat of the two-dimensional Ising model on a 64^2 lattice by the transition matrix Monte Carlo reweighting method. The insert shows the relative error with respect to the exact result (obtained numerically based on [22]). The simulations are done at 25 temperatures, each with 10^6 Monte Carlo steps with a single-spin-flip dynamics.

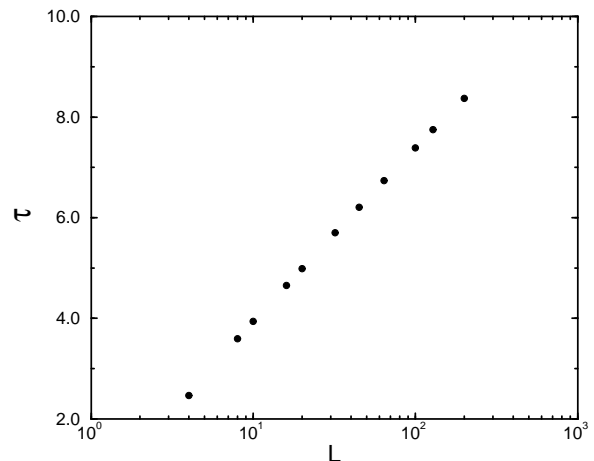


FIG. 2. Relaxation time for two-dimensional Ising model at T_c of the transition matrix Monte Carlo dynamics computed from the inverse of the greatest non-zero eigenvalues of matrix $W(E|E')$. The matrices are obtained by a Wolff Monte Carlo cluster algorithm with 10^7 to 10^9 cluster flips.

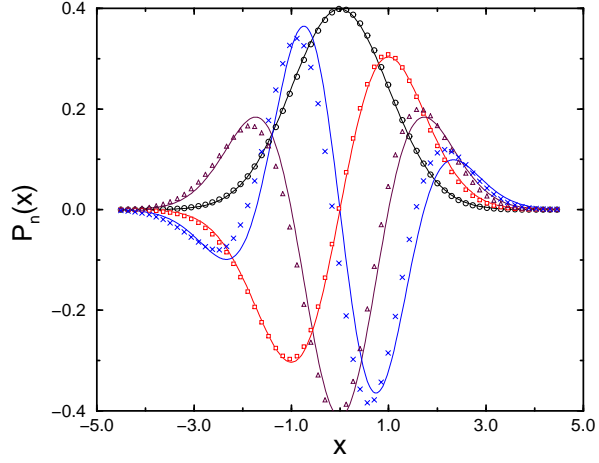


FIG. 3. The first four eigenmodes of the transition matrix Monte Carlo dynamics. The continuous curves are analytic results $\propto e^{-x^2/2} H_n(x/\sqrt{2})$. Symbols are from exact diagonalizations of matrix $W(E|E')$ for a three-dimensional Ising model on a 16^3 system at $k_B T/J = 6.0$. For clarity, only every fifth data points are plotted.