

Re-entrant insulator–metal–insulator transition at $B=0$ in a two dimensional hole gas

A.R. Hamilton, M.Y. Simmons, M. Pepper, E.H. Linfield, P.D. Rose, and D.A. Ritchie
Cavendish Laboratory, Madingley Road, Cambridge CB3 0HE, U.K.
 (August 1, 1998)

We report the observation of a re-entrant insulator–metal–insulator transition at $B=0$ in a two dimensional (2D) hole gas in GaAs at temperatures down to 30 mK. At the lowest carrier densities the holes are strongly localised. As the carrier density is increased a metallic phase forms, with a clear transition at $\sigma \simeq 5e^2/h$. Further increasing the density weakens the metallic behaviour, and eventually leads to the formation of a second insulating state for $\sigma \gtrsim 50e^2/h$. In the limit of high carrier densities, where $k_F l$ is large and r_s is small, we thus recover the results of previous work on weakly interacting systems showing the absence of a metallic state in 2D.

PACS numbers: 73.40.Qv, 71.30.+h, 73.20.Fz

Evidence has recently emerged pointing towards the existence of a metallic state in 2D systems with low disorder, in apparent disagreement with earlier experiments [1] and theoretical expectations [2,3]. In these earlier works it was shown that logarithmic corrections to the metallic conductivity existed at low temperatures in low mobility systems, and it was generally believed that these corrections would also be found at lower, unobtainable, temperatures in higher mobility samples. Recent experiments, using electrons in silicon inversion layers [4] and holes in both SiGe [5] and GaAs [6–8] heterostructures, have shown a transition from strong localisation at conductances $\sigma < e^2/h$ to metallic behaviour with increasing carrier concentration, characterised by a significant drop in resistance at low temperatures.

The metallic state has only been observed in 2D systems at low carrier densities, where electron-electron interactions are known to be strong, although it is not known if it persists to the very lowest temperatures. If the metallic state is indeed due to the strength of the interactions then it might be expected that as the carrier density is further increased these interactions will no longer dominate and the metallic phase will cease to exist. Whilst the first transition from the 2D metallic phase to an insulating state with *decreasing* carrier density has been widely observed [4–10], there has been no equivalent observation of a second transition from metallic to insulating behaviour with *increasing* carrier density, which must occur when $k_F l$ is large and $r_s \rightarrow 0$ [2,3]. Here k_F is the Fermi wavevector, l is the elastic mean free path, and r_s is the ratio of the average interparticle Coulomb energy to the Fermi energy.

In this paper we present experimental evidence for both insulator–metal–insulator transitions as the carrier density is increased in a two dimensional GaAs hole gas. The observation of a second metal–insulator transition at $\sigma \gtrsim 50e^2/h$ ($k_F l \gtrsim 50$, $r_s \lesssim 8$) thus bridges the gap between current experimental data from strongly interacting systems and earlier studies which showed the absence of a metallic state in a weakly interacting 2D system [1–3]. The finding of insulating behaviour at high densities has significant implications concerning the ulti-

mate low temperature nature of the metallic phase. Finally we show that the application of a parallel magnetic field weakens the metallic state, and we map out the $p_s - B_{||}$ phase space over which the 2D metal exists.

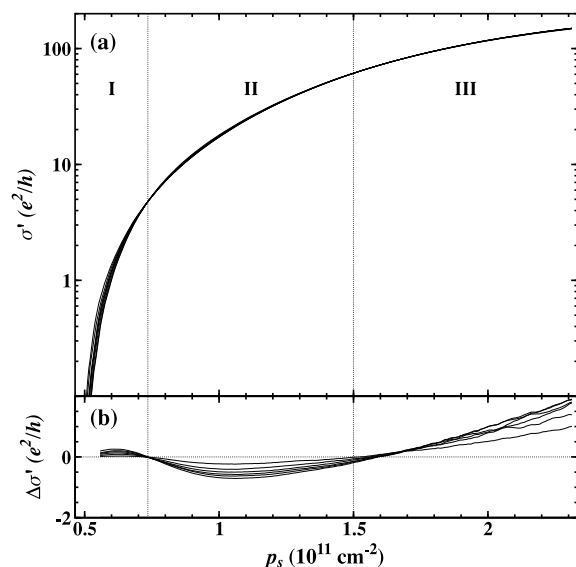


FIG. 1. (a) Differential conductivity, $\sigma' \propto |\partial I / \partial V|_E$ for electric fields of 0, 1.5, 3, 4.5, 6, 7.5, and 10.5 mV/cm, as a function of carrier density ($T = 30$ mK). (b) Change in the differential conductivity $\Delta\sigma'(E) = \sigma'(E) - \sigma'(E=0)$ as a function of carrier density.

The heterostructure used in this study is similar to that described in Ref. [8], consisting of a 200 Å GaAs quantum well with an *in-situ* back gate buried 3300 Å below. After illumination with a red LED the hole density could be varied from $0 - 2.3 \times 10^{11} \text{ cm}^{-2}$ ($r_s > 5$). The peak mobility, obtained at the highest density, was $1.6 \times 10^5 \text{ cm}^2 \text{V}^{-1} \text{s}^{-1}$, which is 30% lower than the mobility at the same p_s in Ref. [8]. Hall bars of size 450 by 50 μm were defined along the $[2\bar{3}3]$ direction, and data was taken using a dilution fridge with a base temperature of ≈ 30 mK. Standard four terminal low frequency (4 Hz) ac lockin techniques were used, with excitations in the

range 33-50 μV and 0.05-5 nA for constant voltage and constant current measurements respectively.

Figure 1(a) demonstrates the presence of the insulator-metal-insulator transition by plotting the differential conductivity of the hole gas ($\sigma'(E) \propto |\partial I/\partial V|_E$) as a function of carrier density for different d.c. electric fields E applied along the channel. The electric field raises the temperature of the holes above the lattice temperature, making it possible to distinguish between insulating and metallic states. Insulating behaviour in regions I and III is characterised by an increase in the conductivity (or differential conductivity) with increasing temperature (or electric field), whereas a decrease in σ with E or T in region II indicates metallic behaviour. Whilst the I \rightarrow II transition at low carrier densities can be clearly seen, the second II \rightarrow III transition is less visible since the change in σ' due to the electric field is small compared to the value of σ' at the second transition. The two transitions can be more clearly resolved by examining the change in the differential conductivity $\Delta\sigma'$ due to the electric field (Fig. 1(b)). We can thus divide the graph into three regimes, indicated by the dotted lines:

- I. For densities below $7.3 \times 10^{10} \text{ cm}^{-2}$ the sample is in the regime of strong localisation: σ increases with increasing $|E|$, and $\Delta\sigma' > 0$.
- II. An electric field (*i.e.* hole temperature) independent point at $\sigma' \simeq 5e^2/h$ ($p_s = 7.3 \times 10^{10} \text{ cm}^{-2}$, $r_s \simeq 9$ [11]) separates the strongly insulating regime from the metallic regime, in which $\Delta\sigma' < 0$.
- III. For densities $\gtrsim 1.5 \times 10^{11} \text{ cm}^{-2}$ ($r_s \lesssim 6$) the sample once again becomes insulating with $\Delta\sigma' > 0$, although the transition between the metallic phase and this second insulating phase at $\sigma \approx 50e^2/h$, is not as well defined as the first transition. Closer inspection shows that the transition moves to higher densities with increasing E , the significance of which will be discussed later.

This re-entrant insulator-metal-insulator behaviour was also observed in the temperature dependence of σ , with a clear T independent transition at $\sigma \simeq 5e^2/h$ (50 mK $< T < 1$ K), and a second, broader, transition at $\sigma \approx 50e^2/h$.

In order to determine the nature of this new insulating phase at high carrier densities we now examine the three phases in more detail, and plot the temperature dependence of the resistivity for each regime in Figure 2. At the lowest carrier densities, where $\sigma < e^2/h$, the system is strongly insulating and there is a large increase in resistivity with decreasing T (Fig. 2(a)). In this regime, close to the transition, ρ follows the form for Mott variable range hopping: $\rho(T) = \rho_M \exp[(T/T_0)^{-1/3}]$. This behaviour is consistent with that observed in previous work on a slightly higher quality sample, where $T^{-1/2}$ behaviour was observed deep in the insulating regime [8], with a crossover to $T^{-1/3}$ behaviour near the I \rightarrow II transition [12].

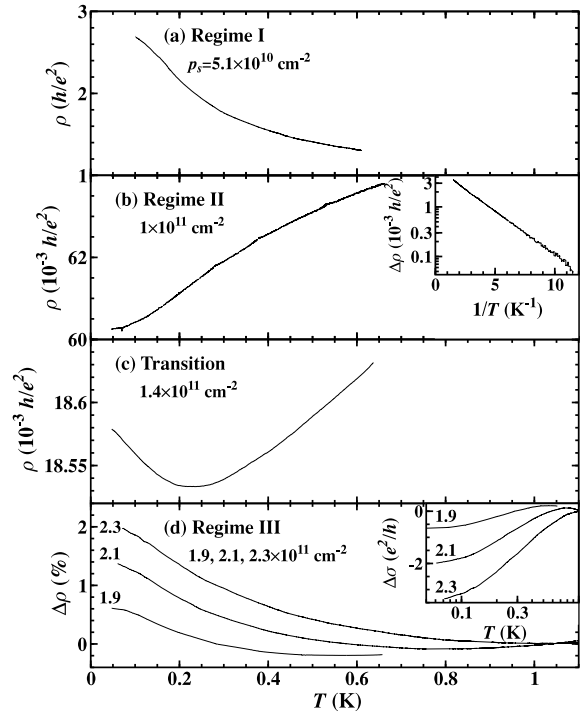


FIG. 2. Temperature dependence of the resistivity in the different regimes. (a) Strongly localised regime: ρ shows hopping conduction. (b) Metallic regime: ρ decreases exponentially as T is reduced. The inset shows an Arrhenius plot of $\Delta\rho = \rho(T) - \rho_0$. (c) Transition between regimes II and III: The metallic behaviour is weaker at this higher density, with insulating behaviour visible at $T < 0.2$ K. (d) Regime III: Fractional change in resistivity for 3 different carrier densities. The inset shows the equivalent change in conductivity on a semi-log axis.

Increasing the carrier density causes a transition to metallic behaviour, in which the resistivity decreases as the temperature is lowered. For temperatures above 0.3 K there is a weak decrease in resistivity with decreasing temperature, although it was not possible to ascertain the functional form of $\rho(T)$ in our earlier data [8]. By extending the measurements to lower T , as shown in Fig. 2(b), we are able to resolve an exponential decrease of the resistivity as $T \rightarrow 0$. This can be quantified by fitting the low temperature ($T < T_0$) resistivity data to the empirical formula [10]: $\rho(T) = \rho_0 + \rho_1 \exp(-T_0/T)$, yielding $\rho_0 = 0.06h/e^2$, $\rho_1 = 0.006h/e^2$, and $T_0 = 0.4$ K. The exponential behaviour can be more clearly seen in the inset to Fig. 2(b) where $[\rho(T) - \rho_0]$ is plotted against $1/T$, revealing a linear dependence over more than a decade change in resistivity. We note that the metallic phase appears weaker in our samples than in other hole gases [7], with a smaller decrease in resistivity as $T \rightarrow 0$, and smaller values of the ratio ρ_1/ρ_0 and the temperature T_0 .

We now turn to the main result of this paper — the observation of a *second* insulating state at high densities.

As the carrier density is further increased the metallic behaviour in regime II becomes less pronounced, and a gradual transition to an insulating state occurs. Fig. 2(c) shows the behaviour of the resistivity at the second transition, with $p_s = 1.4 \times 10^{11} \text{ cm}^{-2}$. At high temperatures metallic behaviour is observed ($\partial\rho/\partial T > 0$), but for $T < 200 \text{ mK}$ there is a change in sign of $\partial\rho/\partial T$ as a new insulating state emerges. The presence of both metallic and insulating behaviour at the same carrier density in Fig. 2(c) accounts for the broadening of the transition between the metallic (II) and insulating (III) regimes in Fig. 1(b). We noted earlier that there is also an apparent movement of the II \rightarrow III transition to higher densities as E is increased. It can now be seen that this occurs because the insulating state persists to higher temperatures as the carrier density is increased. The strengthening of the insulator with increasing density is shown in Fig. 2(d), where the percentage change in resistivity from the $T = 1 \text{ K}$ value is plotted for three different densities. At a density of $1.9 \times 10^{11} \text{ cm}^{-2}$ the insulating behaviour is visible to 500 mK, and by $2.3 \times 10^{11} \text{ cm}^{-2}$ it is observed up to $T = 1 \text{ K}$.

The possible origins of this insulating behaviour are now considered. Increasing the carrier density increases $k_F l$ and reduces the relative importance of many body interactions, since r_s scales as $\sqrt{1/p_s}$. Hence at sufficiently large densities the results of earlier studies of weakly interacting systems should be recovered [1–3] — the 2D system once again becomes insulating. In those earlier studies two separate mechanisms were identified as causing insulating behaviour: Weak localisation due to phase coherent backscattering, and weak electron-electron interactions, both of which give rise to a logarithmic correction to the Drude conductivity. To look for such a correction the change in conductance, $\Delta\sigma = \sigma(T) - \sigma(T = 1 \text{ K})$, is plotted against the temperature on a log scale for three different carrier densities in the inset to Fig. 2(d). At the largest density, furthest from the II \rightarrow III transition, $\log(T)$ behaviour can be observed over a limited temperature range (150–600 mK). This data is very similar to that observed in previous studies of weakly interacting electron gases in lower mobility silicon inversion layers [1]. At high temperatures there is a deviation from $\log(T)$ behaviour, as phonon scattering and temperature dependent screening of impurity scattering become important. There is also an apparent saturation of $\Delta\sigma$ at low temperatures (which is not due to unintentional heating effects), such that it is not possible to unambiguously identify $\log(T)$ behaviour as the change in conductance is small ($\Delta\sigma < 2\%$) and the temperature range limited.

Weak localisation can be discounted as the cause of the insulating phase in regime III by the application of a small perpendicular magnetic field, $B_\perp = 0.1 \text{ T}$. This is known to suppress phase coherent backscattering, but we find that it does not destroy the insulating state as would be expected if it were due to weak localisation. Furthermore we observe a positive low field magnetoresistance, in contrast to the negative magnetoresistance that arises

from weak localisation.

Weak electron-electron interactions cause a logarithmic correction to the Drude conductivity which is enhanced by a magnetic field due to a lifting of the spin degeneracy, and becomes larger with increasing carrier density [3]. This is in qualitative agreement with the data in figure 2(d), where the correction $\Delta\sigma$ becomes larger for higher carrier densities. Although the insulating behaviour cannot be definitively ascribed to weak interactions, it is significant that the range of temperatures over which $\log(T)$ behaviour is observed is largest for the highest densities (at which $r_s \simeq 5$), as we approach the limit for which the theory of Ref. [3] is applicable ($r_s \lesssim 1$).

The observation of insulating behaviour at high densities has implications for the existence of a true 2D metal at $T = 0$. The data in Fig. 2(d) demonstrates that as the carrier density is reduced from $2.3 \times 10^{11} \text{ cm}^{-2}$ the onset of insulating behaviour occurs at progressively lower temperatures. Thus it is not certain that the metallic behaviour shown in Fig. 2(b) would not also become insulating at lower, possibly inaccessible, temperatures. The corollary of this would be that there is no true metallic state in 2D, only metallic-like behaviour at finite temperatures. However if the insulating behaviour saturates as $T \rightarrow 0$ then it is possible that the metallic state is stable, with a window of carrier densities within which a 2D metal can exist. The data shown in Fig. 2(d) do exhibit signs of saturation below 100 mK, although we emphasise that the functional form of $\Delta\sigma(p_s, T)$ is not yet established, and that much lower measurement temperatures are needed before the ultimate nature of the 2D metal can be established.

At this point it is appropriate to discuss why the second transition to insulating behaviour at high densities has not been observed in other studies. The heterostructure used in this work has a higher degree of disorder than those used previously to examine the 2D metallic state. The peak mobility is 30% lower than in Ref. [8] for the same p_s , with $r_s \simeq 9$ at the I \rightarrow II transition compared to values of 11, 15 and 24 obtained in Refs. [8], [4] and [6,7] respectively. The disorder has two significant consequences: Firstly the metallic behaviour is weaker in this study, as indicated by the large value of σ at the I \rightarrow II transition ($\sigma \simeq 5e^2/h$), and the smaller values of the ratio ρ_1/ρ_0 and the temperature T_0 (which is about half that obtained in other hole gases at the same density [7]). Secondly the conductivity at high densities ($\sigma \approx 100e^2/h$) is lower than in less disordered systems at the same density. Thus it is possible to resolve the small change in conductivity ($\Delta\sigma \approx e^2/h$, so $\delta\sigma/\sigma \approx 1\%$) that identifies the second insulating regime, whereas in a less disordered system $\delta\sigma/\sigma$ will be much smaller and might pass undetected. However if the disorder is too large then metallic behaviour is never observed [9], leading to a delicate balance between having enough disorder to observe the insulator at high densities without destroying the metallic state.

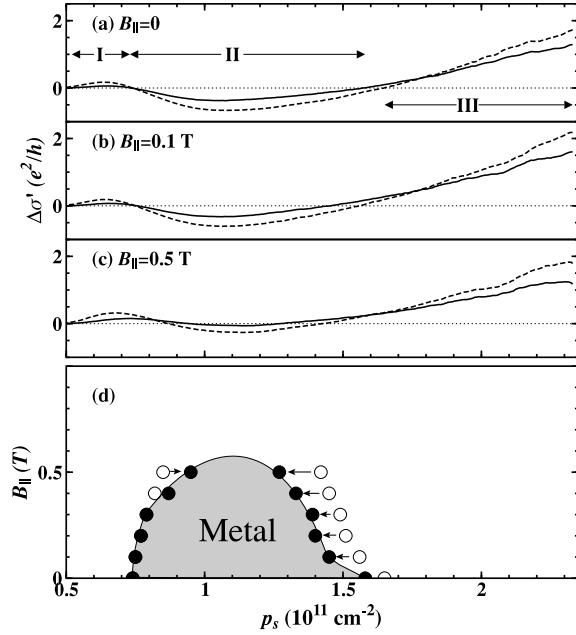


FIG. 3. Effect of a parallel magnetic field : (a-c) Change in the differential conductivity, $\Delta\sigma' = \sigma'(E) - \sigma'(E=0)$, with applied electric field E , plotted as a function of carrier density for different magnetic fields. Solid and dashed lines show data for $E = 3$ and 7.5 mV/cm respectively; $T = 30 \text{ mK}$. (d) Phase diagram for the observation of the 2D metal as a function of carrier density and magnetic field. The transitions are identified from the carrier densities at which $\Delta\sigma = 0$, using $E = 3$ and 7.5 mV/cm for the closed and open symbols.

To gain further insight into the nature of the metallic and insulating behaviour in regimes II and III we turn to the effects of a parallel magnetic field [13]. In figures 3(a-c) the change in differential conductivity $\Delta\sigma'(E)$ due to an applied electric field is plotted as a function of carrier density, for magnetic fields of $B_{||} = 0, 0.1$ and 0.5 T . Once again we divide the data into three regimes, depending on the sign of $\Delta\sigma'$, with the points at which $\Delta\sigma' = 0$ marking the transition between insulating and metallic behaviour. Only two values of the electric field are shown, 3 and 7.5 mV/cm , so that the second transition (marked by vertical arrows) can be more clearly seen. As noted previously the low density transition is independent of E , whereas the second transition moves to larger densities as E increases, consistent with the T -dependent data shown in Figure 2(d). It can be seen that the magnetic field suppresses the metallic phase, reducing both the size of $\Delta\sigma'$ and the range of carrier densities over which metallic behaviour is observed.

We are able to construct a phase diagram for the existence of the metal as a function of p_s and $B_{||}$ at $T \approx 30 \text{ mK}$ from this data, which is plotted in Fig. 3(d). The solid and open symbols denote the transitions identified using electric fields of 3 and 7.5 mV/cm respectively. Initially we consider the transitions marked by the open symbols: At low densities both p_s and σ (not shown) at the I→II transition increase as the magnetic field is ap-

plied. Conversely the II→III transition moves to lower densities and conductivities with increasing $B_{||}$, and appears to be more strongly affected by the magnetic field than the I→II transition. Thus the overall effect of the magnetic field is to ‘squeeze’ the metal from both sides, until at $B_{||} \gtrsim 0.7 \text{ T}$ insulating behaviour is observed for all p_s .

Considering now the transitions identified from the smaller electric field data ($E = 3 \text{ mV/cm}$, closed symbols) we see that the effect of reducing the hole temperature is to shrink the range of densities over which the metallic behaviour is observed. The first transition is sharp down to the lowest hole temperatures, but the figure provides a graphic illustration of how the metallic behaviour is extinguished from the high density side as E (or T) tends to zero, and it again raises the question as to the ultimate low temperature nature of the metallic state.

In conclusion we have observed a re-entrant insulator-metal-insulator transition at $B = 0$ in a two dimensional system as the carrier density is increased. The re-emergence of insulating behaviour at high carrier densities thus bridges the gap between current data from strongly interacting systems and earlier theoretical and experimental studies which showed that all states in a weakly interacting 2D system are localised. Although the precise nature of the insulating state at high densities is not fully established, it is consistent with the interaction mechanism of Ref. [3] derived for weak electron-electron interactions. The evolution of this second insulating phase with carrier density does however raise the question as to whether the metallic behaviour at lower densities persists to $T = 0$.

We thank D.E. Khmel'nitskii, N. Cooper and C.J.B Ford for many interesting discussions. This work was funded by EPSRC (U.K.); EHL and DAR acknowledge support from the Isaac Newton trust and Toshiba Cambridge Research Centre respectively.

-
- [1] M.J. Uren *et al.* J. Phys. C. **14**, 5737 (1981).
 - [2] E. Abrahams *et al.*, Phys. Rev. Lett. **42**, 690 (1979); L.P. Gor'kov, A.I. Larkin and D.E. Khmel'nitskii, Pis'ma Zh. Eksp. Teor. Fiz. **30**, 248 (1979).
 - [3] B.L. Altshuler, A.G. Aronov, and P.A. Lee, Phys. Rev. Lett. **44**, 1288 (1980); B.L. Altshuler and A.G. Aronov, in *electron-electron interactions in disordered systems*, Efros and Pollak, (1985).
 - [4] S.V. Kravchenko *et al.*, Phys. Rev. B **50**, 8039 (1994); *ibid* **51**, 7038 (1995);
 - [5] P.T. Coleridge *et al.*, Phys. Rev. B **56**, R12764 (1997).
 - [6] M.Y. Simmons *et al.*, Proc. EP2DS-12 and Report No. cond-mat/9710111, to appear in Physica B (1997).
 - [7] Y. Hanein *et al.*, Phys. Rev. Lett. **80**, 1288 (1998).
 - [8] M.Y. Simmons *et al.*, Phys. Rev. Lett. **80**, 1292 (1998).

- [9] D. Popović, A.B. Fowler and S. Washburn, Phys. Rev. Lett. **79**, 1543 (1997).
- [10] V.M. Pudalov *et al.*, JETP Lett. **66** 175 (1997).
- [11] We take the hole mass as $m^* = 0.3m_e$; using $0.38m_e$ will increase the values of r_s calculated for this work by 30%.
- [12] M.Y. Simmons *et al.*, Bull. Am. Phys. Soc. 1998; unpublished.
- [13] The sample was mounted at an angle of $0.35 \pm 0.05^\circ$ to the magnetic field.