

Stripes Have Hair

R.S. Markiewicz

Physics Department and Barnett Institute, Northeastern U., Boston MA 02115

It is suggested that recent experiments provide evidence for modulations *along* the charged stripes in the striped phase of the cuprates. Furthermore, 1/8 doping is special because it is associated with a crossover: for lower doping the magnetic stripe width changes; for higher, the hole-doped stripes grow. The crossover is reflected in the doping dependence of the spin gap.

Recently, McQueeney, et al. [1] reexplored the phonon dispersion in $\text{La}_{2-x}\text{Sr}_x\text{CuO}_4$ (LSCO), $x=0.15$. They found a striking anomaly in the LO phonon branch associated with planar oxygen bond stretching: ‘a sharp discontinuity (15 meV) at (0.25,0,0) at low temperatures.’ They interpreted this as evidence for zone folding due to a period doubling in the (1,0,0) direction. Since static superlattice diffraction peaks are absent, they suggest that this must represent a dynamic instability.

There is a great temptation to associate this with the striped phases found in the cuprates [2], particularly since the stripes are believed to be dynamic at $x=0.15$ [3]. However, the stripes have the wrong periodicity: at $x=0.125$, the stripes have a repeat distance of four unit cells, which would correspond to period quadrupling, not doubling. With enhanced doping the periodicity changes, but no obvious period doubling is expected near $x = 0.15$.

In a photoemission study of optimally doped $\text{Bi}_2\text{Sr}_2\text{CaCu}_2\text{O}_8$, (Bi-2212) Shen, et al. [4] found a large transfer of spectral weight taking place below the superconducting transition temperature – which at optimal doping coincides with the pseudogap onset temperature. This spectral weight transfer seems to be associated with a wave vector $Q' = (\eta\pi, 0)$, with $\eta \simeq 0.4 - 0.5$, and was also suggested to be associated with stripe formation.

Strong fluctuation effects rapidly wash out interstripe correlations, but intrastripe correlations can be much more robust, particularly if these correlations help stabilize the striped phases. In fact, a number of models for the stripes involve charge density modulations along the hole-doped stripes which could generate a period doubling along (1,0,0). Here, I compare these models.

Hartree-Fock calculations [5] of the tJ model find that the holes condense onto domain walls between antiferromagnetically ordered domains, producing fully occupied charge stripes – one hole per Cu – and hence no modulation along the stripe. However, neutron diffraction [2] finds a charge modulation of periodicity four Cu atoms at $x = 0.125$, which implies only 1/2 hole per cell. Tran-

quada, et al. [2] suggested a model for the charged stripes, based on their experience with stripes in nickelates. The hole-doped stripes are one cell wide, and have a hole on every other site. A microscopic model for such a domain wall can be derived [6] by incorporating a charge-density wave (CDW) instability along the stripes, treating them as one-dimensional metals.

Such an arrangement would have an extremely strong coupling to (1,0,0) period doubling. (This has also been suggested by Egami, et al. [7].) Note that this requires a restriction on possible interstripe correlations. If the interstripe correlations were dominated by hole-hole Coulomb repulsion, one might expect that adjacent stripes would align with the holes offset, to enhance the average hole-hole separation. However, the $(l, 0, 0)$ structure is sensitive only to the average structural modulation along the x-axis, so such an offset structure would not display any period doubling along x. On the other hand, if the stripes are stabilized by elastic forces, there is no reason why holes on adjacent stripes could not line up. Indeed, offset holes on adjacent chains would cause a period doubling (from 4 cells to 8) along the stripe repeat direction, which is not seen experimentally [2,8].

Figure 1 illustrates the superlattice associated with these Tranquada stripes and the associated diffraction pattern, for a nearby commensurate doping $x = 1/6$. While there are superlattice spots at $(1/2, 0)$, there are a number of other spots which have not been detected. The stripe phases are labelled (N, M) , where N is the width of the hole-doped stripes, and M is the width of the magnetic (undoped) stripes. The striped phase of Fig. 1 corresponds to (1,2).

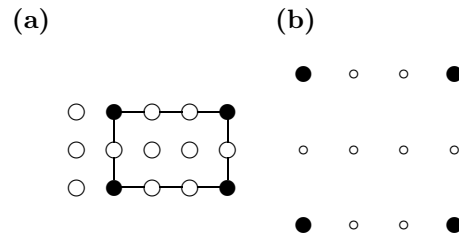


FIG. 1. (a) (1,2) superlattice; box = unit cell. (b) Diffraction pattern, showing superlattice spots. Filled circles = original tetragonal lattice. All superlattice spots have the same relative intensity.

While the Tranquada model suggests a plausible origin for the observed period doubling, recent Monte Carlo

renormalization group calculations of the tJ model by White and Scalapino (WS) [9] fail to find Tranquada stripes. Instead, they find wider hole-doped stripes with only 0.18 holes per Cu in the doped stripes (the remaining charge is in the magnetic stripes, 0.07 hole per Cu). For $x \leq 1/8$, the hole-doped stripes are two cells wide, while the magnetic stripes change width with doping. In a domain-wall picture, these stripes are interpreted in terms of ‘bond-centered’ rather than ‘site-centered’ holes [10].

If there is a modulation of the hole density on alternate bonds along the stripes, then a picture entirely analogous to Fig. 1 will produce a similar period doubling. However, it seems more natural that Coulomb repulsion would cause the holes to alternate on adjacent rows – this would have the effect of keeping all holes on the same magnetic sublattice. While the WS calculations do not reveal any obvious charge modulation along the hole-doped stripes, there is evidence for such diagonal pairing [11] for a single pair of holes. A similar hole modulation can be stabilized by strong electron-phonon coupling [12,13]. In a recent slave boson calculation [14], a particular phonon coupling was assumed: a charge-density wave (CDW) at $\vec{Q} = (\pi, \pi)$ with accompanying oxygen breathing mode distortion as Peierls instability.

While this modulation produces a period-doubling, it does not contribute to the $(1/2, 0, 0)$ spot, for the reasons discussed above, when the hole-doped stripes are two cells wide. Whenever the hole-doped stripe is an odd number of cells wide, there will be an excess of charge in every other row, and hence a period doubling along $(1, 0, 0)$ – just as for the Tranquada stripe. Note in particular that if the Peierls distortion is associated with the oxygen breathing mode there should be a particularly strong effect on the oxygen bond stretching mode, as observed.

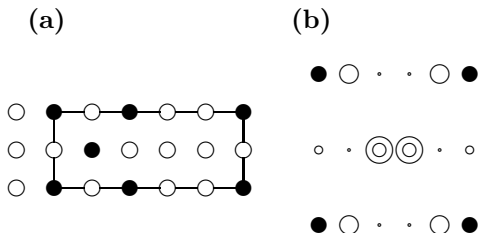


FIG. 2. (a) $(3,2)$ superlattice; box = unit cell. (b) Superlattice spots. Filled circles = original tetragonal lattice. For the superlattice spots, the relative intensity is proportional to the radius, except for the double circles, for which the intensity must be doubled.

In order to interpret the experimental observations, I postulate a sort of percolation crossover of the striped phase at $1/8$ doping. Spin gap effects cause the magnetic stripes to be preferentially an even number of Cu atoms

wide [15] (this will be discussed further below). Hence at $x=0.125$, the magnetic stripes have their narrowest width, two Cu’s. Additional hole doping can be accommodated for by making the hole-doped stripes wider, so that at $x=0.15$ there should be a certain number of 3-cell-wide hole-doped stripes, consistent with the present analysis. However, for $x < 0.125$, it will be the magnetic stripes which grow in width, the hole-doped stripes being fixed at their lowest width. Thus, the $(1,0,0)$ modulation should *disappear* for $x \leq 0.125$. A study of the phonons in this low-doping regime can thus establish the nature of the modulation of the minimum charged stripes.

Assuming LSCO to consist of magnetic stripes with 0.07 hole doping and charged stripes with 0.18 hole, the material used in McQueeney, et al. [1]’s experiment, with $x = 0.15$, would have a mixture of three and four cell-wide hole stripes. In Fig. 2a, I illustrate the nearby ($x = 0.136$) commensurate structure, for which all hole-doped stripes are three cells wide. The resulting superlattice diffraction pattern reveals strong peaks near the orthorhombic instability at $(1/2, 1/2)$, but also a significant peak near $(1/2, 0)$, Fig. 2b. Thus, since LSCO is orthorhombic, the present model produces only the superlattice spots needed to explain the experiments.

Stripe disorder will tend to consist of irregular variations in the widths of the charged stripes, with the most likely pattern being 3-3 \rightarrow 2-4, Fig. 3a. As long as the 2-4 stripes remain bound in pairs, they will not affect the phase of the 3-3 stripe pattern, and hence will make relatively small changes in the superlattice pattern, Fig. 3b. Isolated 2 or 4 stripes on the other hand act as antiphase boundaries, limiting the size of the 3-3-3... domains.

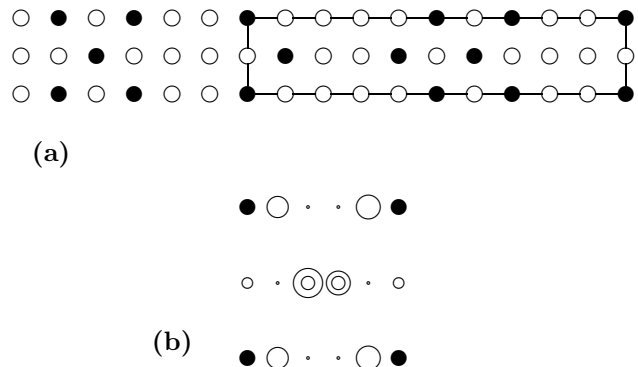


FIG. 3. (a) 2-4 defect (boxed) replacing a 3-3 unit. (b) Superlattice spots for a regular array with a 2-4 replacing every fourth 3-3.

The above calculations require a form of *percolation crossover* to arise at $1/8$ doping: for $x < (>)1/8$, the hole-doped (magnetic) stripes have a minimum width of two cells, while the magnetic (hole-doped) stripe width varies with doping. Is there any direct evidence for such a crossover? Recent calculations by WS [16] find

a crossover at 1/8 doping, which can be reinterpreted as support for this picture. Figure 4 replots the data of Fig. 4a in Ref. [16]; to minimize finite size effects, the circles represent the average hole density along a given row. The solid lines illustrate an interpretation in terms of a phase separation picture. There are just two preferred densities, low for spin stripes and high for hole stripes. The crossover can be interpreted as a change in the hole-doped stripe width, with hole density remaining constant. This explains why the crossover point is at 1/8 filling: here the magnetic stripes have their minimum width, so adding extra holes requires increasing the hole stripe width from its minimum value.

If the phase separation model is valid, it should be possible to predict the doping dependence of the stripe width. If it is assumed that all the holes are associated with the hole-doped stripes, but in the low-doping limit some of the hole density leaks off the charged stripes into the adjacent magnetic layers, then the WS calculations find $x_0=0.25$ holes per Cu in the low doping limit. In this case, two-cell-wide hole-doped stripes should persist until a percolation crossover at $x = x_0/2 = 0.125$, the uniform 4-cell-wide stripes should be commensurate at $x = 2x_0/3=0.167$, and the stripe phase should terminate at $x = x_0 = 0.25$; WS find these phase boundaries at $x = 0.125, 0.17$, and 0.30 , respectively. The agreement is quite good, but there is evidence that the hole-doped stripes might have a weakly doping-dependent hole density. Note that it is not clear why there is a preferred hole density in the tJ model.

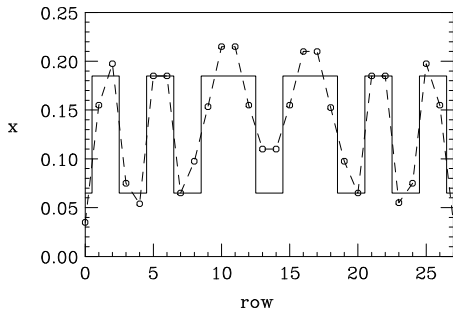


FIG. 4. Charged stripes in the tJ model [16], interpreted as constant hole density domains of variable width.

Additional, experimental evidence for the crossover comes from the doping dependence of the spin gap in $\text{YBa}_2\text{Cu}_3\text{O}_{7-\delta}$ (YBCO) [17]. A spin gap arises naturally in a spin ladder with an even number of legs, and it has been suggested that such a gap preferentially stabilizes even-width magnetic stripes [15]. The observed spin gap in YBCO can be interpreted simply in terms of coupled magnetic ladders, Fig. 5. Densities were estimated assuming a parabolic $T_c(x)$ relationship [18],

$$\frac{T_c}{T_{c,max}} = 1 - \left(\frac{x - 0.16}{0.11}\right)^2, \quad (1)$$

corrected for a suppressed T_c near the 60K plateau (i.e., assuming that the plateau is a form of 1/8 effect [19]). Below the crossover, taken as 0.11, the magnetic stripe (ladder) width decreases smoothly with doping, while the interladder coupling is approximately constant, since the hole-doped stripe has fixed width. Theoretically, the spin gap is found to be (approximately) inversely proportional to the ladder width [20], so in this regime the spin gap scales linearly with doping, $\Delta_s = \beta J/M$, where $J = 130\text{meV}$ is the exchange constant, M the ladder width, and β a correction for interladder coupling, $\beta \simeq (1 - 4J''/J)$, with J'' the exchange coupling between adjacent ladders [21]. The solid line in Fig. 5 corresponds to $J'' = 0.225J$.

Above the crossover, $x > x_0/2 = 0.11$, M is fixed at 2 while β increases with doping, since J'' decreases as the hole-doped stripes widen. Since the Cu in the hole-doped stripes can be magnetized, the falloff should be relatively slow. Details are model sensitive, but qualitatively the observed behavior is readily reproduced. The curve in Fig. 5 follows from assuming a falloff $J'' \sim N^{-1/2}$, where N is the hole-doped stripe width, inset to Fig. 5. (It should be noted that the falloff is sensitive to the hole-density x_0 , here taken as 0.22.)

In conclusion, recent experiments provide evidence that the hole-doped charge stripes have ‘hair’: an inhomogeneous structure along the chain which couples strongly to phonons. Furthermore, 1/8 doping is associated with a crossover phenomenon, with the hole-doped stripes increasing in width at higher dopings.

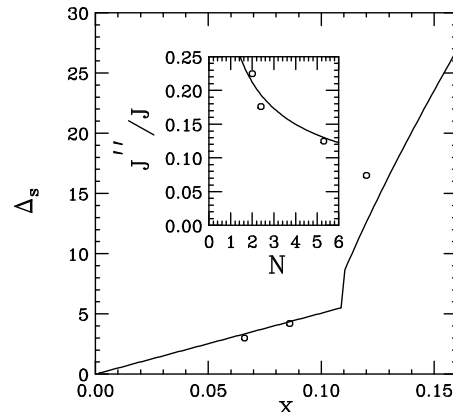


FIG. 5. Spin gap Δ_s vs. doping for YBCO. Circles = data of Ref. [17]; line = theory, assuming solid line from inset. Inset: interladder exchange vs. hole-doped stripe width.

I acknowledge a stimulating conversation with B.C. Giessen, L. Sakharov, M. Sakharova, and C. Kusko. Publication 747 of the Barnett Institute.

- [1] R.J. McQueeney, T. Egami, Y. Petrov, M. Yethiraj, G. Shirane, and Y. Endoh, *Bull. A.P.S.* **43**, 964 (1998).
- [2] J.M. Tranquada, B.J. Sternlieb, J.D. Axe, Y. Nakamura, and S. Uchida, *Nature* **375**, 561 (1995).
- [3] J.M. Tranquada, J.D. Axe, N. Ichikawa, A.R. Moodenbaugh, Y. Nakamura, and S. Uchida, *Phys. Rev. Lett.* **78**, 338 (1997).
- [4] Z.-X. Shen, P. J. White, D. L. Feng, C. Kim, G. D. Gu, H. Ikeda, R. Yoshizaki, and N. Koshizuka, *Science* **280**, 259 (1998).
- [5] D. Poilblanc and T.M. Rice, *Phys. Rev.* **B39**, 9749 (1989); H. Schulz, *J. Phys. (Paris)* **50**, 2833 (1989); J. Zaanen and O. Gunnarsson, *Phys. Rev.* **B40**, 7391 (1989); M. Inui and P.B. Littlewood, *Phys. Rev.* **B44**, 4415 (1991).
- [6] J. Zaanen and A.M. Oles, *Ann. Physik* **5**, 224 (1996); C. Nayak and F. Wilczek, *Phys. Rev. Lett.* **78**, 2465 (1997).
- [7] T. Egami, D. Louca, and R.J. McQueeney, *J. Supercond.* **10**, 323 (1997).
- [8] M.v. Zimmermann, A. Vigliante, T. Niemöller, N. Ichikawa, T. Frello, J. Madsen, P. Wochner, S. Uchida, N.H. Andersen, J.M. Tranquada, D. Gibbs, and J.R. Schneider, *Europhys. Lett.* **41**, 629 (1998).
- [9] S.R. White and D.J. Scalapino, *Phys. Rev. Lett.* **80**, 1272 (1998).
- [10] J. Tworzydło, O.Y. Osman, C.N.A. van Duin, and J. Zaanen, unpublished (cond-mat/9804012).
- [11] S.R. White and D.J. Scalapino, *Phys. Rev.* **B55**, 6504 (1997); J. Riera and E. Dagotto, *Phys. Rev.* **B57**, 8609 (1998).
- [12] R.S. Markiewicz, *J. Phys. Cond. Matt.* **2**, 665 (1990).
- [13] See particularly the zig-zag mode in Z.G. Yu, J. Zang, J.T. Gammel, and A.R. Bishop, *Phys. Rev.* **B57**, 3241 (1998).
- [14] R.S. Markiewicz, *Phys. Rev.* **B56**, 9091 (1997).
- [15] H. Tsunetsugu, M. Troyer, and T.M. Rice, *Phys. Rev.* **B51**, 16456 (1995).
- [16] S.R. White and D.J. Scalapino, unpublished (cond-mat/9801274).
- [17] J. Rossat-Mignod, L.P. Regnault, P. Bourges, P. Burlet, C. Vettier, and J.Y. Henry, *Physica* **B192**, 109 (1993).
- [18] J.L. Tallon, C. Bernhard, H. Shaked, R.L. Hitterman, and J.D. Jorgensen, *Phys. Rev.* **B51**, 12911 (1995).
- [19] J.L. Tallon, in "Proceedings of the 10th Anniversary HTS Workshop on Physics, Materials, and Applications," ed. by B. Batlogg, C.W. Chu, W.K. Chu, D.U. Gubser, and K.A. Müller, (World Scientific, Singapore, 1996), p. 292.
- [20] E. Dagotto and T.M. Rice, *Science* **271**, 618 (1996).
- [21] S. Gopalan, T.M. Rice, and M. Sgrist, *Phys. Rev.* **B49**, 8901 (1994).