

HYBRIDIZATION OF ELECTRON SUBBANDS IN A DOUBLE QUANTUM WELL AT QUANTIZING MAGNETIC FIELD

V.T. Dolgoplov, A.A. Shashkin, E.V. Deviatov
Institute of Solid State Physics, Chernogolovka, Moscow District 142432, Russia

F. Hastreiter, M. Hartung, A. Wixforth
Ludwig-Maximilians-Universität, Geschwister-Scholl-Platz 1, D-80539 München, Germany

K.L. Campman, A.C. Gossard
Materials Department and Center for Quantized Electronic Structures, University of California, Santa Barbara, California 93106, USA

We employ magnetocapacitance and far-infrared spectroscopy techniques to study the spectrum of the double-layer electron system in a parabolic quantum well with a narrow tunnel barrier in the centre. For gate-bias-controlled asymmetric electron density distributions in this soft two-subband system we observe both individual subband gaps and double layer gaps at integer filling factor ν . The bilayer gaps are shown to be either trivial common for two subbands or caused by hybridization of electron subbands in magnetic field. We describe the observed hybrid gaps at $\nu = 1$ and $\nu = 2$ within a simple model for the modified bilayer spectrum.

PACS numbers: 72.20 My, 73.40 Kp

I. INTRODUCTION

The remarkable properties of a double electron layer in quantizing magnetic field are determined not only by the relationship between the intralayer and interlayer Coulomb energies and the symmetric-antisymmetric level splitting caused by tunneling¹⁻⁶ but also by the ratio of the distance between the subbands' electron density weight centres to the effective Bohr radius⁷

$$\alpha = d/a_B. \quad (1)$$

Throughout the paper we will bear in mind that the meaning of individual layer is correct to introduce if the tunneling is small; otherwise, it only makes sense to speak about subbands with complicated electron density distributions in a double layer system. So, the interlayer Coulomb correlations were shown to be responsible for the fractional quantum Hall effect at filling factor $\nu = 1/2^{1-4}$, the many-body quantum Hall plateau at $\nu = 1^{5,6}$ and the saturation of the phonon-induced electron drag⁸ with lowering temperature⁹. Besides, these were argued to destroy symmetric-antisymmetric splitting in strong magnetic fields¹⁰⁻¹⁴.

It is the ratio α that describes the softness of a bilayer electron system, i.e. the sensitivity of the subband spacing to intersubband electron transfer¹⁵. From this standpoint, the balanced double layer with symmetric electron density distributions, in which the subband electron density weight centres are coincident, is similar to a conventional two-subband electron system with vanishing α , such as the one in single heterojunctions. Oppositely, the unbalanced double layer system with asymmetric electron density distributions is normally soft, i.e. $\alpha \gtrsim 1$, and so its spectrum is very sensitive to intersubband charge transfer. In experiment¹⁶, e.g., the Landau level fan chart peculiarities observed at relatively high filling factors in an unbalanced bilayer system were interpreted in terms of intersubband charge transfer without appealing exchange and correlation effects. Moreover, observation has been reported of hybrid gaps at filling factors $\nu = 1, 2$ at imbalance¹⁵. The very different behaviours of the gap at $\nu = 2$ at imbalance over different ranges of bilayer electron densities have been detected and associated with a new phase transition¹⁷. A broken-symmetry state in the fractional quantum Hall regime, whose formation is accompanied by intersubband charge transfer, has been observed in a wide quantum well¹⁸. As was discussed in Ref.¹⁹, the simplest effect of electron correlations is to change the partitioning of charge between two subbands/layers. It is interesting that the symmetry breaking does not necessarily imply nonzero charge transfer between subbands. At filling factor $\nu = 2$ at balance, the electron correlations are expected to break the symmetry of the wave functions of electron subbands without causing intersubband charge transfer, which, in particular, points to the possible existence of a "canted antiferromagnetic" state²⁰.

Here, using capacitive and far-infrared spectroscopy methods, we investigate the spectrum of two-dimensional electrons at a quantizing magnetic field in a parabolic quantum well that contains a narrow tunnel barrier for the

electron systems on either side. Analysis of the behaviour of the double layer gaps at filling factors $\nu = 1$ and $\nu = 2$ at imbalance controlled by gate bias establishes their hybrid origin as caused by intersubband electron transfer in magnetic field. A proposed model for magnetic-field-induced hybridization of electron subbands largely allows description of the experimental results as well as recent data obtained elsewhere.

II. SAMPLES AND EXPERIMENTAL TECHNIQUE

The samples are grown by molecular beam epitaxy on semi-insulating GaAs substrate. The active layers form a 760 Å wide parabolic well. In the center of the well a 3 monolayer thick $\text{Al}_x\text{Ga}_{1-x}\text{As}$ ($x = 0.3$) sheet is grown which serves as a tunnel barrier between both parts on either side. The symmetrically doped well is capped by 600 Å AlGaAs and 40 Å GaAs layers. The samples have two ohmic contacts (each of them is connected to both electron systems in two parts of the well) and two gates on the crystal surface with areas 120×120 and $220 \times 120 \mu\text{m}^2$. The presence of the gate electrode enables us both to tune the carrier density in the well, which is equal to $4.2 \times 10^{11} \text{ cm}^{-2}$ without gate bias, and to measure the capacitance between the gate and the well. For capacitance measurements we apply an ac voltage $V_{ac} = 2.4 \text{ mV}$ at frequencies f in the range 3 to 600 Hz between the well and the gate and measure both current components as a function of gate bias V_g , using a home-made $I - V$ converter and a standard lock-in technique. For far-infrared spectroscopy the sample design is a bit different: a 6 μm period Ag grating coupler on the semi-transparent gate is used to couple the normally incident FIR radiation to the intersubband modes. Our measurements are performed in the temperature interval between 30 mK and 2.5 K at magnetic fields of up to 16 T.

The imaginary current component in the low-frequency limit reflects the thermodynamic density of states in a double layer system at quantizing magnetic field. This limit occurs if the sample dimension L is small compared to the current overflowing length $L_0 = (\sigma_{xx}/\pi fC)^{1/2}$, where σ_{xx} is the dissipative conductivity of the bilayer system and C is the capacitance between gate and quantum well per unit area. The imaginary current component minima are accompanied by peaks in the active current component which are proportional at low frequencies to $(fC)^2\sigma_{xx}^{-1}$ and can be used for measurements of σ_{xx} . In the high-frequency limit $L \gg L_0$ both components of the current tend to zero. Except for the balance point, our samples are similar to a conventional three electrode system (see, e.g., Refs.^{21,22}), i.e., at imbalance the thermodynamic density of states is measured in the subband whose electron density maximum is closer to the gate. If the conductivity of the other subband does not vanish, the low-frequency limit is reached in the frequency range used. In this case one can expect weakly temperature-dependent relatively shallow minima in the sample capacitance that correspond to gaps in the spectrum of the former subband. Alternatively, if the Fermi level lies in a gap of the bilayer spectrum, at lowest temperatures the high-frequency limit is normally realized. This is indicated by deep minima in the imaginary current component that depend strongly on temperature. Hence, one can easily discriminate between one subband gaps and gaps in the bilayer spectrum.

III. RESULTS

The dependences of both current components on gate voltage in a magnetic field of 2.5 T at different temperatures are represented in Fig. 1. At $V_{th}^1 < V_g < V_{th}^2$ one subband is filled with electrons in the back part of the well, with respect to the gate. At the threshold voltage V_{th}^2 a second subband starts to collect electrons in the front part of the well, as indicated by a jump of the capacitance. Positions of the system conductivity minima are marked in the figure by dashed vertical lines. The solid lines mark minima of the thermodynamic density of states in the second electron subband. As seen from Fig. 1, the capacitance minima related to σ_{xx} are strongly temperature-dependent, whereas the measured capacitance in between the deep minima depends weakly on temperature. In the two-subband case the two kinds of minima co-exist and, at close positions, switch with varying temperature because of very different temperature dependences. These determine two Landau level fans in the (B, V_g) plane for the unbalanced double layer system.

Fig. 2 presents a Landau level fan chart for our sample. One subband fans, i.e., that correspond to individual electron subbands, are shown by dashed and dash-dotted lines, respectively. These are defined by minima of the thermodynamic density of states in the second subband at integer filling factor ν_2 (here the experimental data points are not indicated to avoid overcomplicating the figure) and of the conductivity in the first subband at integer ν_1 . Their line slopes are inversely proportional to the capacitance values before and after the jump near $V_g = V_{th}^2$ (Fig. 1). The double layer conductivity minima at integer filling factor ν corresponding to gaps in the bilayer spectrum define the third, two-subband, Landau level fan as shown by solid lines in Fig. 2. These lines are parallel to the ones of the second subband fan so that with varying V_g the bilayer electron density changes essentially in the front part of the well. The disruptions of the two subband fan lines at $\nu > 2$ imply the disappearance of common gaps for two

subbands as will be discussed below. As seen from Fig. 2, the two subband and first subband fan lines for each $\nu = \nu_1$ intercept one another near the dotted line at $V_g > V_{th}^2$. For description of all of these fan lines we will use filling factor ν since ν_1 at $V_g < V_{th}^2$ is also determined by the electron density N_s in the quantum well. A part of the fan chart including the data points for the thermodynamic density of states minima in the second subband is displayed in Fig. 3. At low magnetic fields the measurements are taken at the lowest temperatures to obtain more pronounced capacitance minima while at high B the temperatures of about 1 K are necessary to suppress the bilayer conductivity minima. These limits are indicated by different symbols in the figure. The small deviations of the data from the dashed lines give evidence that the intersubband electron transfer is small and the unbalanced double layer system is soft.

Activation energy for gaps at integer ν is found from the temperature dependence of peaks in the active current component. We have checked that at sufficiently low frequencies the peak amplitude is a parabolic function of f , see Fig. 4. As mentioned above, the slopes of the straight lines in the figure should be inversely proportional to σ_{xx} , which justifies the procedure of activation energy determination from Arrhenius plot of the peak amplitude.

A typical behaviour of the activation energy E_a with magnetic field at fixed filling factor $\nu > 2$ is depicted in Fig. 5 for the case of $\nu = 4$. The value of E_a is a maximum both at the bilayer onset V_{th}^2 and at balance. In between these it zeroes in the interval 2.6 to 3.4 T except for the close vicinity of 3 T where E_a is unmeasurably small but likely finite as can be reconciled with the non-zero active current component arising at a fan crossing point $\nu = 4, \nu_2 = 1$ (cf. Figs. 2,5). The disruptions of the two subband fan lines are the case between Landau level fan crossings (Fig. 2) and correspond to the intervals of B (or V_g) in which the activation energy vanishes (Fig. 5).

In contrast, at $\nu = 1, 2$ the activation energy in the bilayer system never tends to zero (Figs. 6,7). For both filling factors E_a is a maximum near $V_g = V_{th}^2$ and then it monotonically decreases with magnetic field up to the balance point. We note that these E_a maxima are attained at the interception points of the two subband and first subband fan lines as described above (Fig. 2).

Fig. 8 shows FIR absorption spectra in magnetic field at $V_g = -0.15$ V on our sample. Line C is easy to identify as cyclotron resonance owing to the proportional B dependence of its energy with the slope as determined by an effective mass $0.07m_0$ (m_0 is the free electron mass). The cyclotron resonance is observed with or without grating coupler on the top of the sample. According to Ref.²³, the rest three lines reflect the single-electron spectrum in the quantum well, taking account of depolarization shift. This implies that the screening-dependent subband energies in the single-electron spectrum should be different for zero wave-vector excitations. All of the three lines are seen only in the presence of a grating coupler, which is in agreement with their intersubband origin. Two lines A and B are attributed to electron transitions between the second and the fourth subband and the first and the third subband, respectively²³. The most interesting line D emerges at a magnetic field of 6 T corresponding to $\nu \approx 2$ and its energy is nearly independent of B (Fig. 8). This is the D line which we attribute to a hybrid gap in the double layer spectrum.

IV. DISCUSSION

The band structure of our sample in the absence of magnetic field is known from far-infrared spectroscopy and magnetotransport investigations on samples fabricated from the same wafer^{24,25}. It agrees with the result of self-consistent Hartree calculation of energy levels in a coupled double quantum well. According to the calculation, the symmetric-antisymmetric splitting in the balanced bilayer system, which is the case at zero gate voltage, is equal to $\Delta_{SAS} = 1.3$ meV. With decreasing V_g the difference in the first and second subband energies should enhance achieving the value of 6.7 meV at the bilayer onset. The calculated electron density profiles, $|\psi_{1,2}|^2$, for both subbands at two gate voltages are displayed in the insets to Fig. 9. Because of tunneling the wave functions are not localized in either part of the quantum well. The corresponding electron density distributions in the quantum well $\rho = N_s^1|\psi_1|^2 + N_s^2|\psi_2|^2$ (where $N_s^{1,2}$ are the subbands' electron densities) are shown in Fig. 9 by dashed lines.

For an unbalanced double layer, switching a quantizing magnetic field results in intersubband electron transfer, n_s , to minimize the system energy that is accompanied by a relative shift of Landau level ladders for two subbands. This shift can be estimated as

$$\Delta \approx 4\pi e^2 n_s d / \epsilon. \quad (2)$$

The system softness α is characterised by the ratio of the shift $\Delta/2$ of an individual ladder caused by transfer of all electrons in the Landau level to the cyclotron energy, which is consistent with the relation (1). Given two Landau level ladders, the origin of the third two-subband Landau level fan is explained in the following way. At fixed integer ν the Fermi level E_F can be expected either to pin to both quantum levels for two subbands or to fall within a common gap of the spectrum. The latter should occur around the fan crossing points, at which both ν_1 and ν_2 are integer, whereas in the pinning regions in between the common gap should close. It is easy to obtain that the ratio

of the region dimensions where the common gap is absent and, respectively, present is proportional to α . Hence, in a conventional two-subband system with vanishing α the pinning regions should reduce to points and, oppositely, in a soft two-subband system with $\alpha \gtrsim 1$ these should extend up to fan crossing points. The latter statement is in agreement with the data at $\nu > 2$ for our double layer in which α reaches 2.5, see Figs. 2,9. However, this crude approach which deals with zero-magnetic-field subbands in an unbalanced double layer is not good at filling factor $\nu = 1, 2$, at least (Fig. 2).

To obtain more rigorous solution of the problem in magnetic field we start from the zero B solution and determine the first order corrections, Δ_{ij} , to the subband energies E_1 and E_2 , caused by intersubband charge transfer in magnetic field

$$\Delta_{ij} = \frac{4\pi e^2}{\varepsilon} \int_{-\infty}^{\infty} \Theta_{ik}^*(x, y) \Theta_{jl}(x, y) dx dy \psi_i^*(z) \psi_j(z) dz \int_{-\infty}^z dz' \int_{-\infty}^{z'} \Delta\rho(z'') dz''; i, j = 1, 2. \quad (3)$$

Here Θ_{ik} is the wave function of the level with Landau quantum number k in the i -th subband, which is closest to the Fermi level, and $\Delta\rho$ is the variation of the electron density distribution when switching a magnetic field. In our simple model we will disregard exchange and correlation effects.

In the region of common gaps for two subbands (unshaded area in Fig. 3) the quantum level numbers k, l for $i \neq j$ are different and so the off-diagonal Δ_{ij} are equal to zero, leaving the wave functions $\psi_{1,2}$ unchanged. This region is confined by the second subband fan lines and the expected vertical fan lines for the first subband as shown in the figure. The value $\Delta\rho$ here is given by

$$\Delta\rho = (|\psi_2|^2 - |\psi_1|^2) n_s, \quad (4)$$

where n_s is electron transfer from the second to the first subband. One can see from Eqs. (3,4) that in the general case the sum $\Delta_{11} + \Delta_{22} \neq 0$. At integer ν the intersubband electron transfer gives rise to one of the following: either both of the quantum levels in question reach the Fermi level so that the common gap collapses or the top quantum level becomes empty keeping a gap. Obviously, the latter occurs near the fan crossing points. In the simplest case of equal gaps for two subbands the common gap reduces by $|\Delta_{22} - \Delta_{11}|$.

The result of the common gap calculation at $\nu = 4$ using the above procedure is shown in Fig. 5. To allow for the discrepancy between the calculated and measured values of sample capacitance, the B values for the theoretical dependence $E_a(B)$ are multiplied by a factor of 1.1 to fit the known electron density. For the sake of simplicity the spin splitting is ignored and so there are only two maxima on the expected dependence of the activation energy on magnetic field. Although the qualitative agreement with the experiment is good, the expected values of E_a are very different from the experimental data. This is likely to be due to a potential disorder in the double layer that leads to the finite width of quantum levels.

We note that if the Fermi level lies in a common gap, the intersubband charge transfer is given by deviations of the experimental data for the second subband fan from the straight lines (see, e.g., the region marked by rectangle in Fig. 3). That these deviations are small excludes the possibility of all electrons collecting in one part of the quantum well (so-called broken-symmetry states¹⁹).

Over shaded areas in Fig. 3, the Landau level numbers k and l for $i \neq j$ in Eq. (3) are coincident so that the off-diagonal perturbation terms $\Delta_{ij} \neq 0$ and the solution should be searched in the form of linear combination of $\psi_{1,2}$. To simplify the problem, we will not mix states with antiparallel spins, ignoring spin flip processes in tunneling. This is reasonable once exchange and correlation effects are neglected. Then, in the Hartree approximation one has to solve the determinant equation (for certainty we consider the case of $k = l = 0$)

$$\det \begin{pmatrix} \Delta_{11} + E_1 - E_{1,2}^H & \Delta_{12} \\ \Delta_{21} & \Delta_{22} + E_2 - E_{1,2}^H \end{pmatrix} = 0 \quad (5)$$

to find the hybrid subband energies $E_{1,2}^H$. These states are described by the hybrid wave functions

$$\psi_{1,2}^H = (\Delta_{12}^2 + (\Delta_{11} + E_1 - E_{1,2}^H)^2)^{-1/2} (\Delta_{12}\psi_1 - (\Delta_{11} + E_1 - E_{1,2}^H)\psi_2) \quad (6)$$

and thus we get for $\Delta\rho$ the following expression instead of Eq. (4)

$$\Delta\rho = (N_s^1 + N_s^2) |\psi_1^H|^2 - N_s^1 |\psi_1|^2 - N_s^2 |\psi_2|^2, \quad (7)$$

where ψ_1^H corresponds to the lower energy state E_1^H . Eqs. (3,5-7) compose a perturbation theory loop for self-consistent solution of the problem. As compared to a common gap for two electron subbands, the hybrid gap

$\Delta_H = E_2^H - E_1^H < E_2 - E_1$ never zeroes since it determines energy spacing between the subbands that is expected at minimum to be equal to Δ_{SAS} . So, the magnetic-field-induced hybridization generalizes the case of symmetric electron density distributions corresponding to formation of Δ_{SAS} .

It is interesting to compare how the zero-magnetic-field electron density distribution in the quantum well changes for common and hybrid gaps. From Eq. (4) it follows that in the case of a common gap some charge is transferred between the front and back parts of the well, i.e., $\Delta\rho(z)$ is close to an antisymmetric function and so the corrections to the subband energies E_1, E_2 are of opposite sign. In contrast, for a hybrid gap electrons are displaced nearly symmetrically toward the well centre (Fig. 9), resulting in the energy shifts of the same sign $E_1^H > E_1$ and $E_2^H > E_2$.

Now in our model we introduce spin splitting of the hybrid levels. Since the expected hybrid splitting Δ_H is comparable to the many-body enhanced spin splitting Δ_S , the energy spectrum should be determined by their competition. For the simplest case of $\nu = 1$ the many-body enhanced spin gap as estimated for the effective g factor of 5.2²² is dominant over the range of magnetic fields used except near the bilayer onset where the hybrid splitting approaches half of the cyclotron energy. That stands to reason, it is the smaller splitting that is the place at filling factor $\nu = 1$. Therefore, the theoretical dependence is a maximum at a magnetic field B_{c1} above the second subband threshold. This is in reasonable agreement with the experiment (see Figs. 6,2) as the actual value of effective g factor may be smaller because of disorder.

For filling factor $\nu = 2$ the situation is far more sophisticated because, firstly, the actual gap is given by the splittings' difference and, secondly, the g factor can be enhanced or not, dependent on filling of the spin sublevels. At least, near the bilayer onset the hybrid gap exceeds the estimated many-body enhanced spin gap. As long as in this case the spin sublevels with antiparallel spins are filled, the spin splitting should correspond to the g factor in bulk GaAs $|g| = 0.44$. This is true until the hybrid and many-body enhanced spin splittings get equal at a higher magnetic field B_{c2} (Fig. 7). If $B > B_{c2}$, it is energetically more favourable for the system to have the spin splitting enhanced so that the spin sublevels with parallel spins are filled. Hence, the expected gap at $\nu = 2$ should collapse around $B = B_{c2}$ and then increase with magnetic field as shown in the figure. Yet, this scenario is not realized in our double layer. This implies that the actual many-body enhanced g factor is smaller than the one used in the calculation, i.e., the hybrid gap is dominant over the entire range of fields up to the balance point. Therefore, in the other scenario the gap at $\nu = 2$ should merely be equal to the difference between the hybrid and Zeeman splittings, which is in qualitative agreement with the data (Fig. 7). Thus, in our experiment both gaps at $\nu = 1, 2$ are of hybrid origin as caused by interplay of the hybrid and spin splittings. Apparently, for odd $\nu > 1$ near the balance one can expect gaps of spin origin that are the smallest at lower magnetic fields. We note that the above scenarios completely account for results of activation energy measurements in a double layer system at filling factor $\nu = 2$ of Ref.¹⁷.

From comparison of Figs. 3,8 it follows that line A (D) is observed in the magnetic field range where the wave function hybridization is absent (present). Switching these lines happens near the shaded area boundary at $B = 4.4$ T. This as well as the weak magnetic field dependence of the energy of line D confirm its hybrid origin.

Although adequate, our approach does not explain satisfactorily the presence of data points at $\nu_2 = 1$ in the hybridization region (Fig. 3). In principle, peculiarities are indeed expected in the vicinity of one subband fan lines for odd ν_1 and ν_2 since the intersubband electron transfer cannot occur there if $E_2 - E_1 < \Delta_S$. This inequality determines the regions where the hybridization is absent and the subbands should be original (see the white strips in Fig. 3). In fact, for our case the above inequality is never fulfilled as follows from the hybrid origin of the gap at $\nu = 2$ (*cf.* Figs. 3,7). This contradiction is not resolved within the simple model above and demands consideration of exchange and correlation effects.

V. CONCLUSION

In summary, we have performed magnetocapacitance and FIR measurements on a bilayer electron system in a parabolic quantum well with a narrow tunnel barrier in its centre. At imbalance created by gate depletion we observe individual subband gaps and gaps in the double layer spectrum at integer ν . The latter are analyzed to be either common for two subbands or of hybrid origin as caused by spectrum reconstruction in magnetic field. With the help of a model for magnetic-field-induced hybridization of electron subbands, we explain the observed behaviour of the double layer gaps at $\nu = 1$ and $\nu = 2$, making allowance for the competition between the hybrid and spin splittings. Our approach is also capable of describing recent results obtained elsewhere.

ACKNOWLEDGMENTS

We gratefully acknowledge J.P. Kotthaus, A.V. Chaplik and M. Shayegan for fruitful discussions of the results. This work was supported in part by Deutsche Forschungsgemeinschaft, AFOSR under Grant No. F49620-94-1-0158, the Russian Foundation for Basic Research under Grants No. 97-02-16829 and No. 98-02-16632, and the Programme "Nanostructures" from the Russian Ministry of Sciences under Grant No. 97-1024. The Munich - Santa Barbara collaboration has been also supported by a joint NSF-European Grant and the Max-Planck research award.

- ¹ T. Chakraborty, and P. Pietilainen, Phys. Rev. Lett. **59**, 2784 (1987).
- ² D. Yoshioka, A.H. MacDonald, and S.M. Girvin, Phys. Rev. B **39**, 1932 (1989).
- ³ J.P. Eisenstein, G.S. Boebinger, L.N. Pfeiffer, K.W. West, and S. He, Phys. Rev. Lett. **68**, 1383 (1992).
- ⁴ Y.W. Suen, L.W. Engel, M.B. Santos, M. Shayegan, and D.C. Tsui, Phys. Rev. Lett. **68**, 1379 (1992).
- ⁵ S.Q. Murphy, J.P. Eisenstein, G.S. Boebinger, L.N. Pfeiffer, and K.W. West, Phys. Rev. Lett. **72**, 728 (1994).
- ⁶ T.S. Lay, Y.W. Suen, H.C. Manoharan, X. Ying, M.B. Santos, and M. Shayegan, Phys. Rev. B **50**, 17725 (1994).
- ⁷ A. Gold, Z. Phys. B **95**, 341 (1994).
- ⁸ T.J. Gramila, J.P. Eisenstein, A.H. MacDonald, L.N. Pfeiffer, and K.W. West, Phys. Rev. Lett. **66**, 1216 (1991).
- ⁹ M.P. Lilly, J.P. Eisenstein, L.N. Pfeiffer, and K.W. West, Phys. Rev. Lett. **80**, 1714 (1998).
- ¹⁰ G.S. Boebinger, H.W. Jiang, L.N. Pfeiffer, and K.W. West, Phys. Rev. Lett. **64**, 1793 (1990).
- ¹¹ Y.W. Suen, J. Jo, M.B. Santos, L.W. Engel, S.W. Hwang, and M. Shayegan, Phys. Rev. B **44**, 5947 (1991).
- ¹² A.H. MacDonald, P.M. Platzman, and G.S. Boebinger, Phys. Rev. Lett. **65**, 775 (1990).
- ¹³ L. Brey, Phys. Rev. Lett. **65**, 903 (1990).
- ¹⁴ S. He, X.C. Xie, S. Das Sarma, and F.C. Zhang, Phys. Rev. B **43**, 9339 (1991).
- ¹⁵ V.T. Dolgoplov, G.E. Tsydynzhapov, A.A. Shashkin, E.V. Deviatov, F. Hastreiter, M. Hartung, A. Wixforth, K.L. Campman, and A.C. Gossard, Zh. Eksp. Teor. Fiz. , (1998) [JETP Lett. , (1998)].
- ¹⁶ A.G. Davies, C.H.W. Barnes, K.R. Zolles, J.T. Nicholls, M.Y. Simmons, and D.A. Ritchie, Phys. Rev. B **54**, R17331 (1996).
- ¹⁷ A. Sawada, Z.F. Ezawa, H. Ohno, Y. Horikoshi, Y. Ohno, S. Kishimoto, F. Matsukara, M. Yasumoto, and A. Urayama, cond-mat/9801085.
- ¹⁸ H.C. Manoharan, Y.W. Suen, T.C. Lay, M.B. Santos, and M. Shayegan, cond-mat/9709288.
- ¹⁹ T. Jungwirth, and A.H. MacDonald, Phys. Rev. B **53**, 9943 (1996).
- ²⁰ L. Zheng, S. Sachdev, and S. Das Sarma, cond-mat/9709315.
- ²¹ R.C. Ashoori, and R.H. Silsbee, Solid State Commun. **81**, 821 (1992).
- ²² V.T. Dolgoplov, A.A. Shashkin, A.V. Aristov, D. Schmerek, H. Drexler, W. Hansen, J.P. Kotthaus, and M. Holland, Phys. Low-Dim. Struct. **6**, 1 (1996); V.T. Dolgoplov, A.A. Shashkin, A.V. Aristov, D. Schmerek, W. Hansen, J.P. Kotthaus, and M. Holland, Phys. Rev. Lett. **79**, 729 (1997).
- ²³ M. Hartung, A. Wixforth, K.L. Campman, and A.C. Gossard, Superlattices and Microstructures **19**, 55 (1996).
- ²⁴ M. Hartung, A. Wixforth, K.L. Campman, and A.C. Gossard, Solid State Electronics **40**, 113 (1996).
- ²⁵ G. Salis, B. Graf, K. Ensslin, K. Campman, K. Maranowski, and A.C. Gossard, Phys. Rev. Lett. **79**, 5106 (1997).

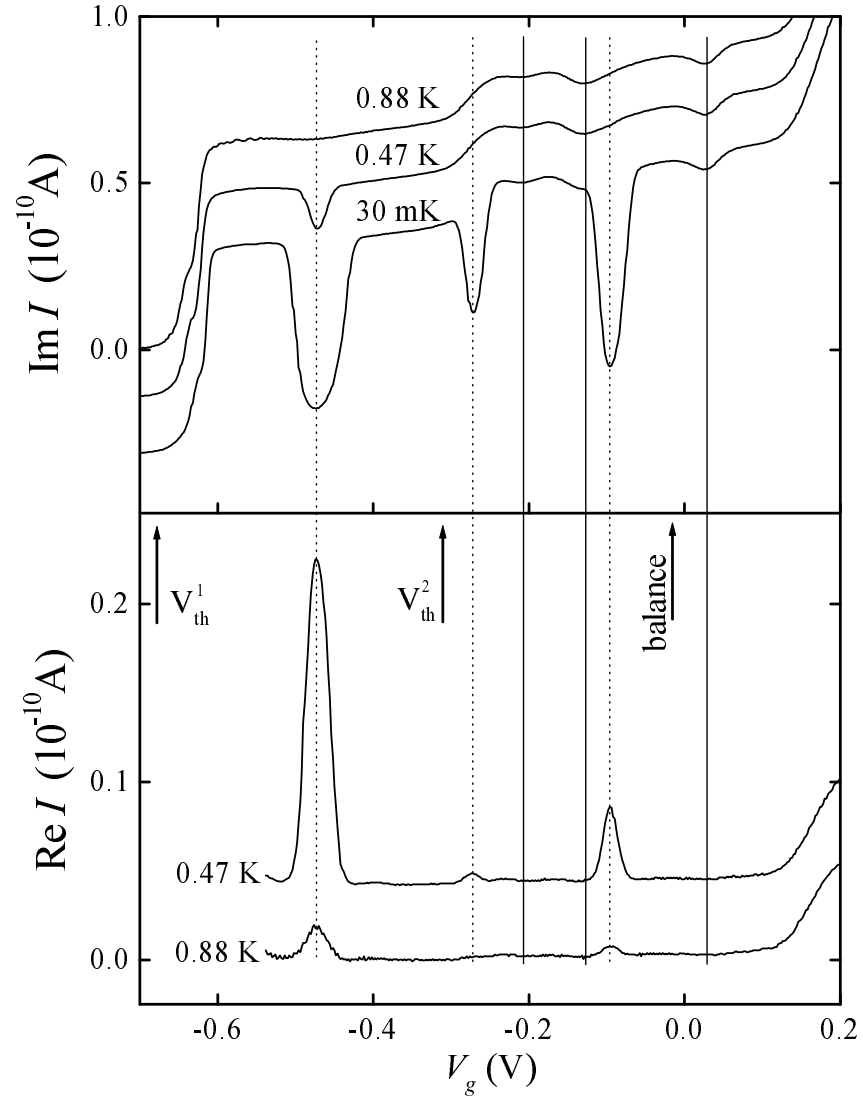


FIG. 1. Dependence of both current components on gate voltage at $f = 300$ Hz at different temperatures in a magnetic field of 2.5 T. The lines for 30 mK and 0.47 K are shifted for clarity. The vertical solid (dashed) lines mark minima of the density of states in the second subband (the system conductivity). The positions of the subband thresholds and of the balance point are determined from the fan diagram in Fig. 2.

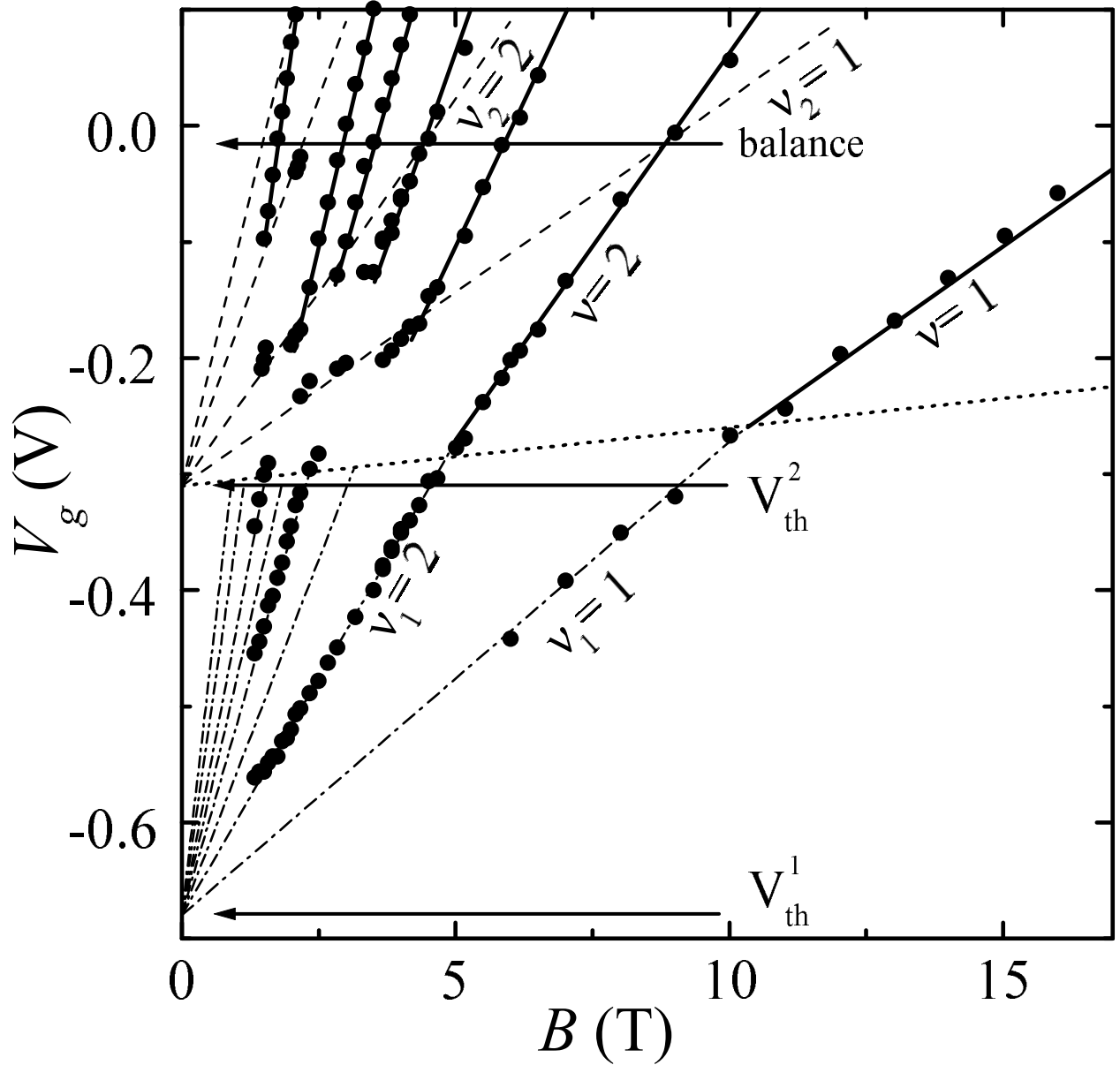


FIG. 2. Landau level fan chart as found from the minima of the density of states in the second electron subband at $\nu_2 = 1, 2, 4, 6$ (dashed lines), of the conductivity in the first subband at $\nu_1 = 1, 2, 4, 6$ (dash-dotted lines) and of the double layer conductivity at $\nu = 1, 2, 3, 4, 5, 6, 8, 10$ (solid lines). The change of fan line slopes occurs above the threshold V_{th}^2 as marked by dotted line.

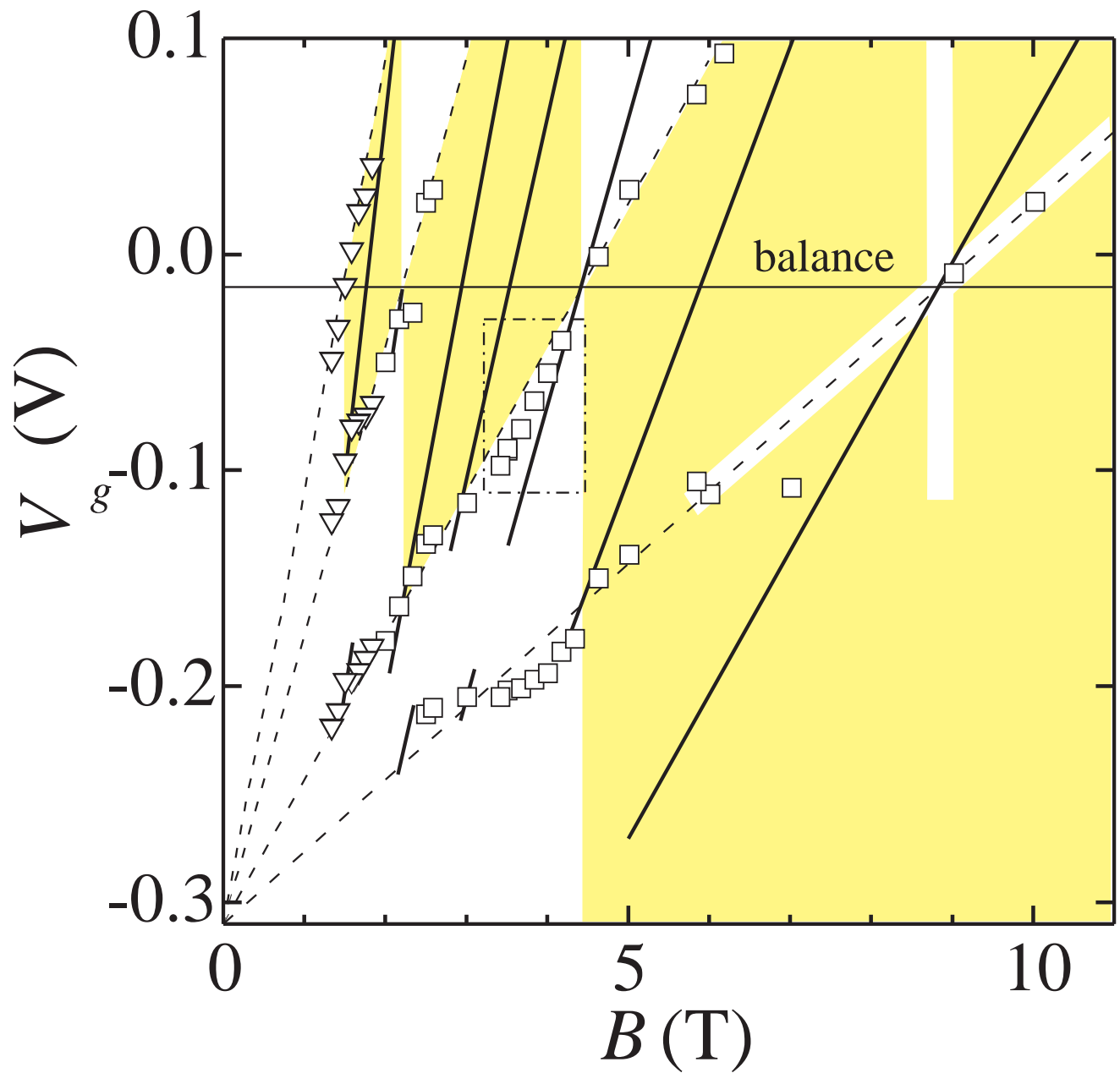


FIG. 3. Part of the fan chart in Fig. 2, including the data points for density of states minima in the second subband. The hybridization of electron subbands is expected in shaded regions.

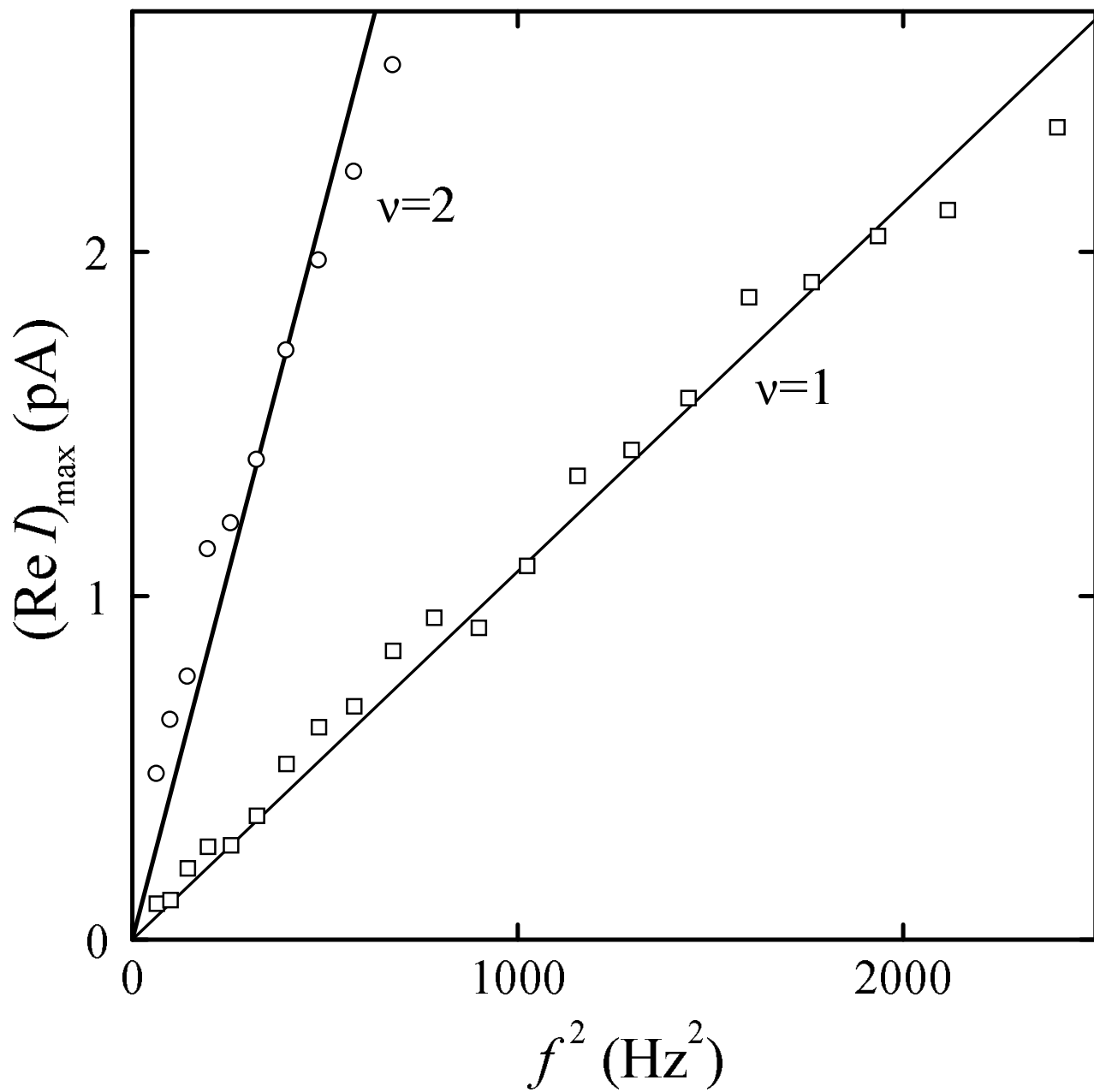


FIG. 4. Frequency dependence of the active current component peaks at $B = 8$ T $T = 0.62$ K.

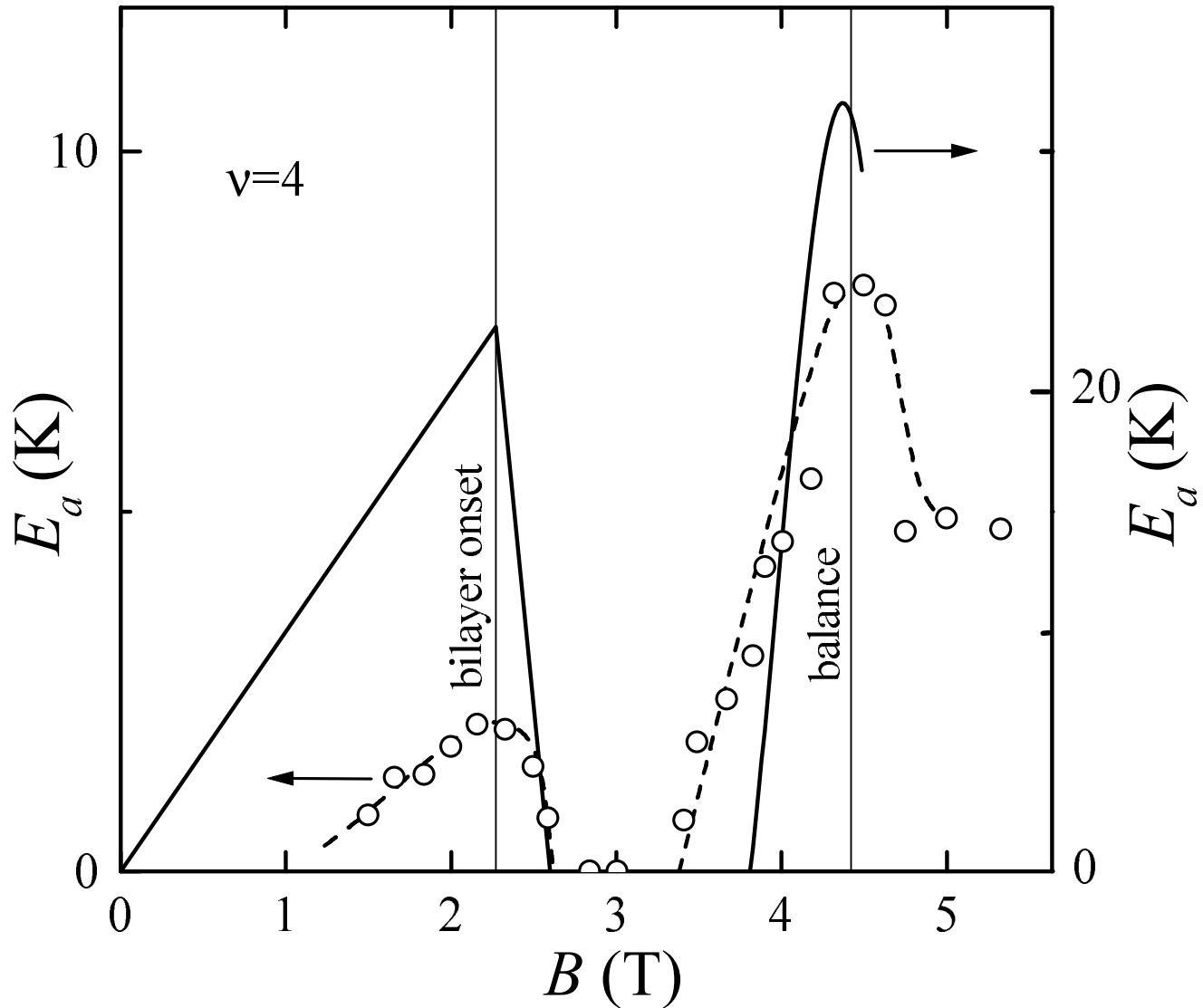


FIG. 5. Experimental (dots) and calculated (solid line) changes of the activation energy with magnetic field for filling factor $\nu = 4$. The dashed line is a guide to the eye.

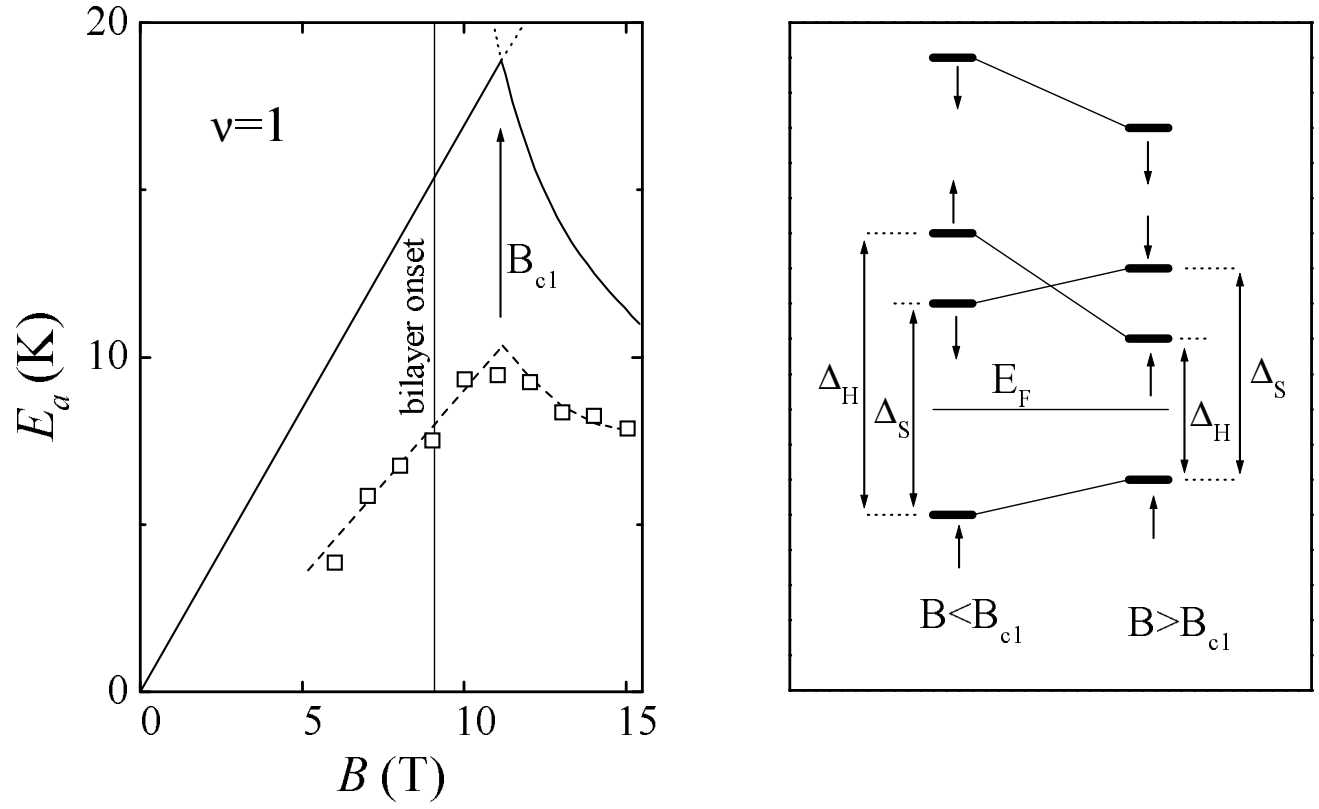


FIG. 6. Activation energy as a function of magnetic field at $\nu = 1$: experiment (squares) and calculation (solid line). The dashed line is a guide to the eye. Also shown is a sketch of the bilayer spectrum below and above the maximum field B_{c1} .

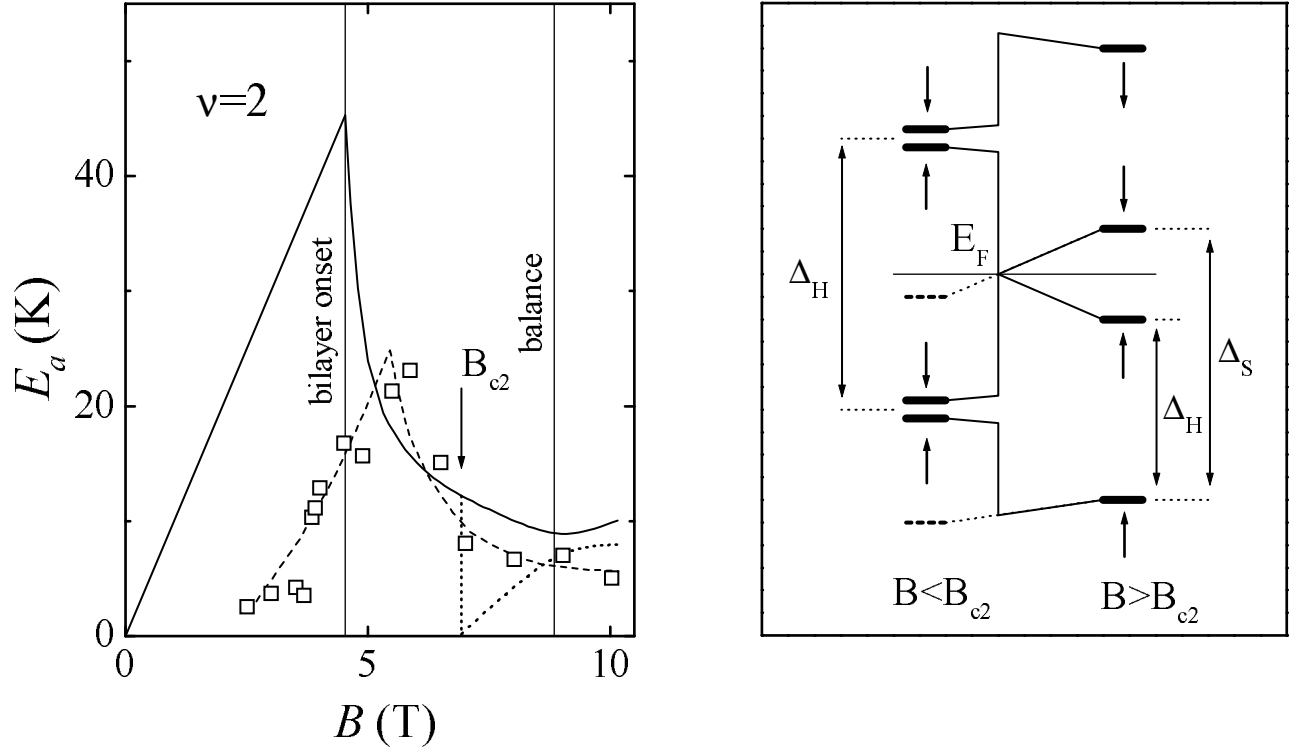


FIG. 7. Comparison of the experimental (squares) and theoretical (solid and dotted lines) dependences of the activation energy on magnetic field for $\nu = 2$. The dashed line is a guide to the eye. The sketch displays the expected bilayer spectrum below and above the critical field B_{c2} .

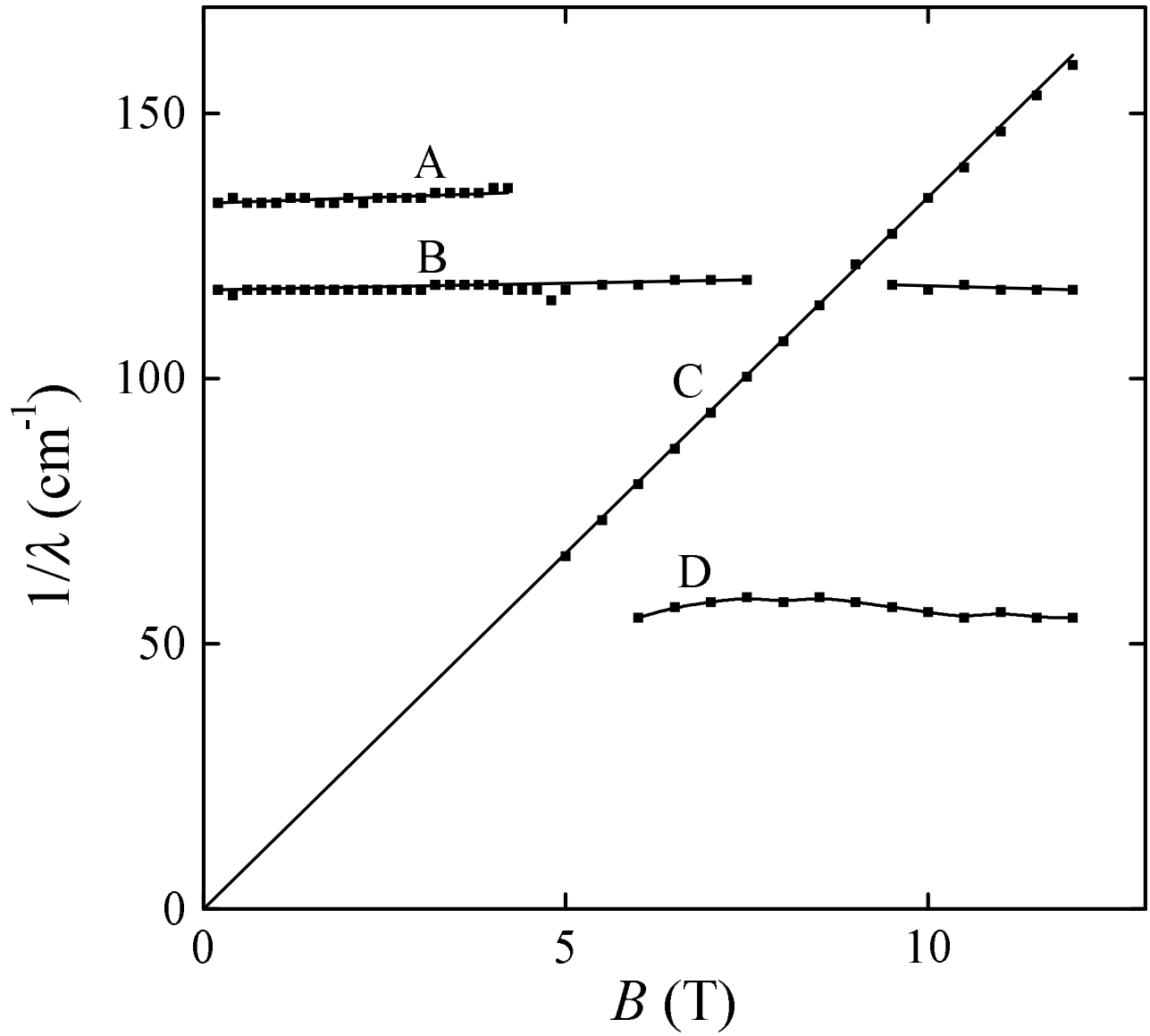


FIG. 8. FIR absorption spectra in different magnetic fields at $V_g = -0.15$ V.

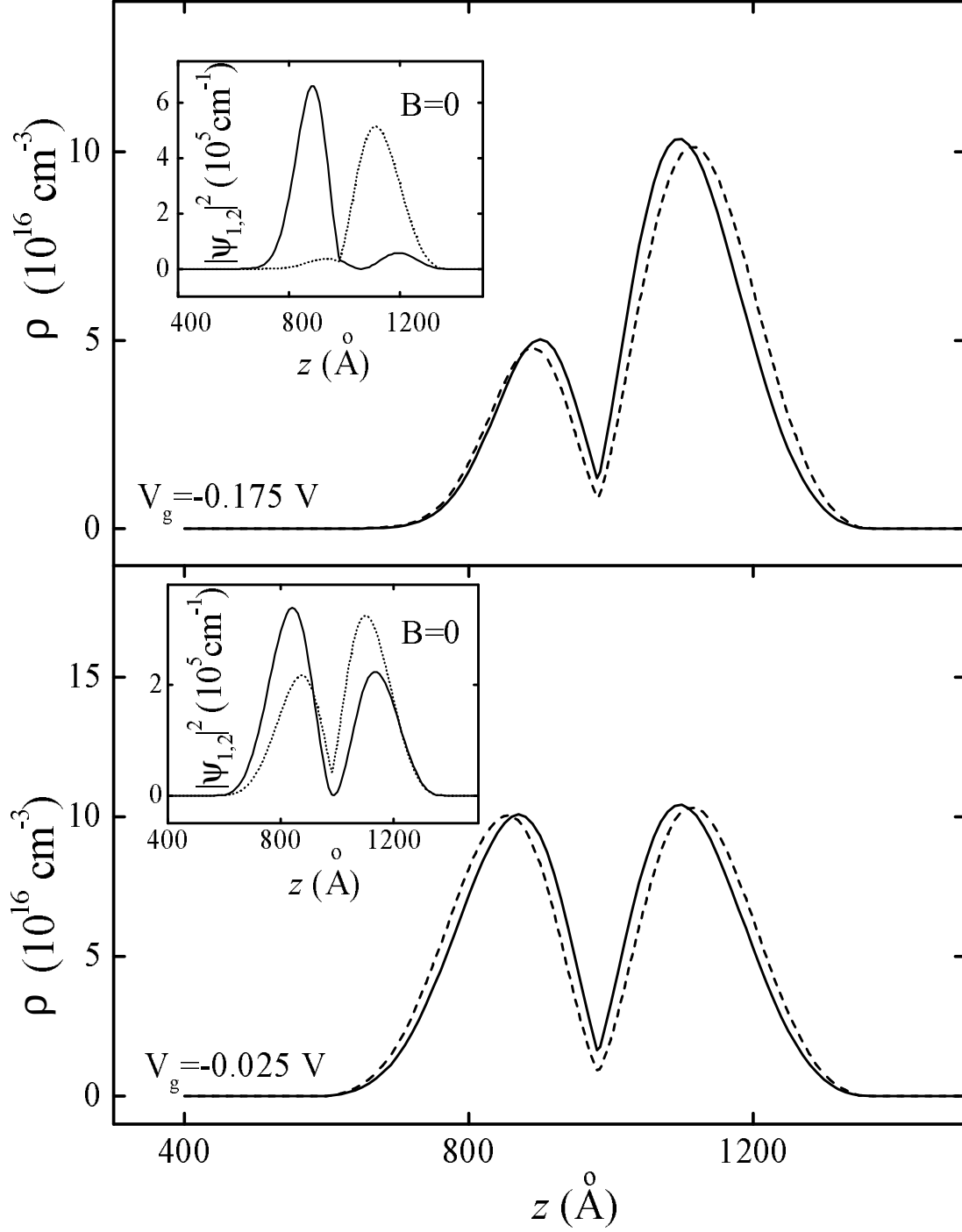


FIG. 9. Calculated electron density distributions in the quantum well for two gate voltages at zero magnetic field (dashed lines) and at filling factor $\nu = 1$ (solid lines). The z coordinate is counted from the crystal surface. The electron density profiles for both subbands at $B = 0$ are shown in the insets.