

New approach to Borel summation of divergent series and critical exponent estimates for an N -vector cubic model in three dimensions from five-loop ϵ expansions

A. I. Mudrov

Department of Theoretical Physics, Institute of Physics, St.Petersburg State University, Ulyanovskaya 1, Stary Petergof, St.Petersburg, 198904, Russia
e-mail: aimudrov@dg2062.spb.edu

K. B. Varnashev

Department of Physical Electronics, Electrotechnical University,
Prof. Popov Street 5, St.Petersburg, 197376, Russia

A new approach to summation of divergent field-theoretical series is suggested. It is based on the Borel transformation combined with a conformal mapping and does not imply the exact asymptotic parameters to be known. The method is tested on functions expanded in their asymptotic power series. It is applied to estimating the critical exponent values for an N -vector field model, describing magnetic and structural phase transitions in cubic and tetragonal crystals, from five-loop ϵ expansions.

PACS: 64.60.Ak, 11.15.Bt, 11.15.Me, 64.60.Fr.

Recently Kleinert and Schulte-Frohlinde calculated renormalization group (RG) functions for the cubic model in $(4 - \epsilon)$ -dimensions within the five-loop approximation of the renormalized perturbation theory [1]. The critical (marginal) dimensionality N_c of the order parameter field found on the base of those expansions turned out to be smaller than three in three dimensions. This means that the critical behavior of the model should be controlled by the cubic fixed point with a specific set of critical exponents. Thus, calculation of the critical exponent values for the cubic model is an actual problem. Since the model of concern describes the critical behavior of cubic and tetragonal crystals undergoing magnetic and structural phase transitions, critical exponent estimates can be compared with experimental data.

The field-theoretical RG series are known to be badly divergent. To extract the physical information relevant to predicting the critical behavior of real systems they should be processed by a proper resummation procedure. The series for N_c obtained in Ref. [1] proved to be alternating in signs that allowed to resum it by the simple Padé

method. At the same time, the critical exponent series are irregular and cannot be processed by the ordinary (Padé, Padé-Borel, Padé-Borel-Leroy) techniques. A more sophisticated method of the Borel transformation combined with a conformal mapping, although regarded as the most universal procedure, is inapplicable as well, because it requires to know the exact values of the asymptotic parameters characterizing the high order behavior of the series. Nowadays those parameters have been evaluated for the simplest case of the $O(N)$ -symmetric models only [5, 6], and calculating them for anisotropic models is a most difficult problem as yet unsolved. As an exception one should mention the anisotropic quartic quantum oscillator which represents a one-dimensional φ^4 -field theory with the cubic anisotropy. For the perturbation expansion of the ground state energy of this system the asymptotic parameters were found in Ref. [2]. Within the assumption of the weak anisotropy the large-order asymptotic behavior of the β -functions for the cubic model was deduced in Ref. [3] and then used for determination of the stability of the cubic fixed point in three dimensions [4].

The aims of the present work are i) to suggest a new approach to summation of the divergent field-theoretical series, which is based on the Borel transformation combined with a conformal mapping, but which does not involve the exact values of the asymptotic parameters. This approach, being the result of a computer study of the Borel summation procedure, is tested on functions expanded in their asymptotic power series, on calculation of the ground state of the unharmonic oscillator, and on estimation of the critical exponent values for the basic models of phase transitions, ii) to obtain critical exponent estimates for the cubic (simplest anisotropic) model in three dimensions from the record five-loop ϵ expansions [1], using the developed technique.

We should like to emphasize that the problem of processing divergent series arises in various fields of physics, where the perturbation theory is employed but the parameter of expansion is not small. So, developing a resummation procedure which could be effective where conventional methods fail is of general interest.

A modification of the Borel procedure via a conformal mapping was introduced in Ref.[7] and used for processing series $\sum_k f_k g^k$, whose coefficients at large order k behaved as $k!k^{b_0}(-a_0)^k$. To the series $\sum_k f_k g^k$ the function

$$F(g; a, b) = \int_0^\infty e^{-\frac{x}{ag}} \left(\frac{x}{ag}\right)^b d\left(\frac{x}{ag}\right) B(x) \quad (1)$$

is associated. The Borel transform $B(x)$ is the analytical continuation of its Taylor series $\sum_k \frac{f_k}{a^k \Gamma(b+k+1)} x^k$ absolutely convergent in the unity circle. Usually $a = a_0$, whereas the parameter b may be related to the exact asymptotic value b_0 in a variety of ways [7, 8]. Conformal mapping $\omega = \frac{\sqrt{x+1}-1}{\sqrt{x+1}+1}$ transforms the cut-plane $\mathbf{C} \setminus [-1, -\infty)$ onto the unity circle, and the semi-axis $[0, \infty)$, the domain of integration, goes over into the interval $[0, 1)$. Supposing $B(x)$ may be continued over the cut-plane, the composite

function $B(x(\omega))$ is holomorphic within the unity circle and its Taylor series admits integration before summation. In order to eliminate possible singularity of $B(x(\omega))$ at $\omega = -1$ an additional parameter λ was introduced in Ref. [8] and used in Refs. [9, 10]: $B(x(\omega)) = \frac{A(\lambda, \omega)}{(1-\omega)^{2\lambda}}$. It is chosen from the condition of the most rapid convergence of the series

$$F(g; a, b) = \sum_{k=0}^{\infty} A_k(\lambda) \int_0^{\infty} e^{-\frac{x}{ag}} \left(\frac{x}{ag}\right)^b d\left(\frac{x}{ag}\right) \frac{\omega^k(x)}{(1-\omega^k(x))^{2\lambda}}, \quad (2)$$

that is from minimizing the quantity $|1 - \frac{F_L(g; a, b)}{F_{L-1}(g; a, b)}|$, where L is the step of truncation and $F_L(g; a, b)$ is the L -partial sum of the series (2). In practice, one deals with a piece of the series only, where the asymptotic regime might not be reached. For this reason, in Refs. [7, 11, 12] the parameter b was varied in a neighborhood of b_0 . We believe that in the case of the unknown exact asymptotic value a_0 similar manipulations may apply to the parameter a as well.

Our approach to using the procedure described above consists in the following. While processing the asymptotic series of *a priori* given functions we have revealed that the quantity $F_L(g; a, b)$ remains stable as the parameters a and b vary in a wide range. With the "number of loops" increasing, the (a, b) -dependence becomes weaker and weaker, and the difference between $F_L(g; a, b)$ and the exact value $F(g)$ can be made whatever small. This observation enables us to employ the Borel transformation with a conformal mapping for processing series whose exact asymptotic behavior is unknown. Thus, we postulate stability of the result of the processing with respect to variation of a and b as a basic principle underlying our approach.

Let us demonstrate how this principle works on some simple examples. At first, consider a model function

$$\mathcal{F}(g) = \int_{-\infty}^{+\infty} e^{-x^2 - gx^4} dx \sim \sum_{k=0}^{\infty} (-1)^k \frac{\Gamma(2k + \frac{1}{2})}{k!} g^k$$

whose coefficients f_k behave as $\frac{(-4)^k k!}{\sqrt{2\pi} k}$ at large k . For each a and b in (2) we find the set of values $\{\lambda_{min}^i(a, b)\}$, at which the quantity $|1 - \frac{F_L(g; a, b)}{F_{L-1}(g; a, b)}|$, as a function of λ , reaches its local minimums. To each element of that set corresponds the particular value $\mathcal{F}_L^i(g; a, b)$. It can be shown that taking into account relative contributions of lower order terms of the series ($k < L$) when optimizing the λ -parameter just weakly affects the final result, therefore it is sufficient to minimize the relative contribution of the last accounted term only. At Fig.1 (a) a few curves $\mathcal{F}_{13}^i(0.5; a_0, b)$ are presented, which, as calculations show, deviate from the exact number $\mathcal{E}(g) = 1.48631082\dots$ by no more than $5 \cdot 10^{-5}$ within the range $0 \leq b \leq 18$.

For the function $\mathcal{F}(g)$ the exact asymptotic value of a is $a_0 = 4$. As the parameter a shifts from a_0 the picture does not change qualitatively, although at large numbers one can see a reduction of the b -stability interval, as displayed at Fig.1 (a). For small a the set $\{\lambda_{min}^i(a, b)\}$ is just empty within the interval $[0, 6]$. In all cases the lines in their stability domains are at the same level with the mentioned above accuracy. So, on the graph of $\mathcal{F}_{13}^i(g; a, b)$ depending on two parameters a and b there would be a horizontal part – plateau rapidly destroyed at its boundaries.

The size of the plateau depends essentially on g . When g gets smaller the stability domain is enlarged. That is in accord with intuitive expectations that the decrease of the expansion variable should result in better convergence. So, the calculations show that for the family of five curves $\mathcal{F}_{13}^i(0.1; a_0, b)$ the relative error $|\frac{\mathcal{F}_{13}^i(0.1; a_0, b) - \mathcal{F}(0.1)}{\mathcal{F}(0.1)}|$ does not exceed $2 \cdot 10^{-6}$ within the interval $0 \leq b \leq 25$ (see the table in Appendix). On the contrary, the growth of g leads to reduction of the stability domain. Let us follow how its size changes from loop to loop, assuming $g = 1$. Presented at Fig.1 (b) are the most stable curves $\mathcal{F}_L^i(1.0; a_0, b)$ for $L = 6, 9, 12$. As seen from the graphs, with accounting more terms of the expansion the behavior of the curves improves, and the dispersion of the values goes down. The graph illustrating convergence of numerical estimates of $\mathcal{F}(g)$ for $g = 1$ depending on the truncation number L is depicted at Fig.2

When processing functions $\int_0^\infty e^{-x}(x\partial_x)^{b_0} \frac{1}{1+gx} dx \sim \sum_{k=0}^\infty (-1)^k k! k^{b_0} g^k$, where $b_0 \geq 0$, we observed the similar stability with respect to a and b . We also processed the six-loop pieces of RG series for the critical exponents of the $O(N)$ -symmetric model in three dimensions and found very weak dependence of the output on the transformation parameters. The numerical values of the critical exponents computed proved to be in a good agreement with those of Ref. [7].

Using the proposed summation method for processing the series of the ground state energy $\mathcal{E}(g)$ of the unharmonic oscillator [13] with the Hamiltonian $H = x^2 + gx^4$ we observed the same behavior of the corresponding curves as for the model functions considered above. In Table 1 we present the estimates of $\mathcal{E}(g)$ at $g = 1$ depending on the length of the series.

TABLE I. Numerical estimates for the unharmonic oscillator ground state energy at $g = 1$.

L	8	9	10	11	12	Exact value
$\mathcal{E}(1)$	1.392376	1.392357	1.392344	1.392349	1.392351	1.392352

Note that for $L = 8$ our estimate is by one order closer to the exact value than the number 1.391655 ± 0.004562 found in Ref. [14] on the base of Wynn's ϵ -algorithm.

The numerical analysis fulfilled allows to apply the summation method introduced to finding numerical estimates of the critical exponents for the $(4-\epsilon)$ -dimensional cubic

model [1] in three dimensions ($\epsilon = 1$). The b -dependence of the results of processing the exponent γ^{-1} for $N = 2$ at various fixed a is presented at Fig.3. The parameter a ranges from 0.2 to 1.5 with step 0.1. Distinct oscillations correspond to the small values of a and b . As a grows, the behavior of the curves becomes smoother and the extended horizontal interval appears reaching its maximum length at about $a = 0.5$. Further increase of a makes the stability interval getting shorter and causes the rapid growth of the curves at its boundaries. It is essential that for all values of a the horizontal parts of the curves are at the same level. Averaging the results of the processing over the stability domain gives the number which we adopt as γ^{-1} sought for. The accuracy for this approximate value is determined through the dispersion due to the variation of a and b . Similar behavior of the curves was observed for other critical exponents. Applying to them the developed algorithm we obtain the critical exponent values for the cubic model for various N listed in Table 2.

TABLE II. Critical exponents for the cubic model in three dimensions from the five-loop approximation in ϵ for some N .

N	η	ν	γ	γ_{sc}	$\frac{\gamma - \gamma_{sc}}{\gamma_{sc}} \cdot 100\%$
2	0.0350 ± 0.0003	0.6277 ± 0.0010	1.2358 ± 0.0040	1.2334	0.19 %
3	0.0375 ± 0.0005	0.6997 ± 0.0024	1.3746 ± 0.0020	1.3732	0.10 %
4	0.0365 ± 0.0005	0.7225 ± 0.0022	1.4208 ± 0.0030	1.4186	0.15 %
5	0.0358 ± 0.0004	0.7290 ± 0.0016	1.4305 ± 0.0040	1.4319	0.10 %
6	0.0354 ± 0.0003	0.7301 ± 0.0016	1.4322 ± 0.0040	1.4344	0.15 %
∞	0.0350 ± 0.0003	0.7108 ± 0.0010	1.3993 ± 0.0020	1.3967	0.19 %

The case $N = \infty$ corresponds to the Ising model with equilibrium magnetic impurities. In this limit the Ising critical exponents α and ν are renormalized according to Fisher [15]. The values of η , ν , and γ were computed by processing original series for η , ν^{-1} , and γ^{-1} , while γ_{sc} was found by the scaling: $\gamma_{sc} = \nu(2 - \eta)$. It is seen from the table that γ_{sc} differs from γ by no more than 0.2 %, and this may testify the good accuracy of the estimates obtained.

Let us compare our results with earlier estimates of the critical exponents for the pure Ising model. It is known that due to the symmetry of the initial Hamiltonian of the cubic model at $N = 2$ the critical exponents for the cubic and the Ising fixed points coincide. There were found the following estimates for the Ising model [10]: $\eta = 0.035 \pm 0.002$, $\nu = 0.628 \pm 0.001$. These numbers are in excellent agreement with the data of Table 2 at $N = 2$. Our estimates are also in a good accordance with the results of Ref. [12], where a substantially different method was employed.

In conclusion let us formulate the results of the present paper. A new approach to summation of divergent series has been suggested. The method employs the Borel

transformation combined with a conformal mapping. It relies upon the stability of the result of processing on the transformation parameters and therefore does not require to know the exact asymptotic behavior of the series. The method has been tested on the functions expanded in their asymptotic series and applied to estimating critical exponent values for the cubic model. The principal observation is that within the new approach to summation of the perturbative series of both simple and complex (anisotropic) models exhibit the same behavior. This allows one to apply the developed technique to process divergent series arising in a number of anisotropic models describing phase transitions in real substances [16]. It can be expected that the new summation method may be useful in other fields of physics (e.g. QCD and QED) where one deals with divergent series and conventional resummation techniques are inapplicable.

References

- [1] H. Kleinert, V. Schulte–Frohlinde, Phys. Lett. B **342**, 284 (1995).
- [2] H. Kleinert, S. Thoms, and W. Janke, Phys. Rev. A **55**, 915 (1997), quant-ph/9605033.
- [3] H. Kleinert, S. Thoms, Phys. Rev. D **52**, 5926 (1995).
- [4] H. Kleinert, S. Thoms, and V. Schulte–Frohlinde, Phys. Rev. B **56**, 14428 (1997).
- [5] L. N. Lipatov, Zh. Eksp. Teor. Fiz. **72**, 411 (1977) [Sov. Phys. JETP **45**, 216 (1977)].
- [6] E. Brezin, J. C. Le Guillou, and J. Zinn–Justin, Phys. Rev. D **15**, 1544, 1558 (1977).
- [7] J. C. Le Guillou and J. Zinn–Justin, Phys. Rev. Lett. **39**, 95 (1977).
- [8] D. I. Kazakov, and O. V. Tarasov, and D. V. Shirkov, Theor. Math. Phys. **38**, 15 (1979).
- [9] A. A. Vladimirov, D. I. Kazakov, and O. V. Tarasov, Zh. Eksp. Teor. Fiz. **77**, 1035 (1979) [Sov. Phys. JETP **50**, 521 (1979)].
- [10] S. G. Gorishny, S. A. Larin, F. V. Tkachev, Phys. Lett. A **101**, 120 (1984).
- [11] J. C. Le Guillou and J. Zinn–Justin, Phys. Rev. B **21**, 3976 (1980).

- [12] J. C. Le Guillou and J. Zinn–Justin, *J. Phys. (Paris) Lett.* **46**, L137 (1985).
- [13] C. M. Bender, T. T. Wu, *Phys. Rev.* **184**, 1231 (1969).
- [14] I. O. Mayer, *Theor. Math. Phys.* **75**, 234 (1988).
- [15] M. E. Fisher, *Phys. Rev.* **176**, 257 (1968).
- [16] A. I. Mudrov and K. B. Varnashev, *Phys. Rev. B* **57**, 3562 (1998).

Figure 1. a) Graphs of dependence of $\mathcal{F}_L^i(0.5; a, b)$, $L = 13$, on parameter b for some values of parameter a .
b) Graphs of dependence of $\mathcal{F}_L^i(g; 1, b)$ on parameter b in sixth, ninth, and twelfth orders in g for $g = 1$.

Figure 2. Convergence of the numerical estimates of the function

$$\mathcal{F}(g) = \int_{-\infty}^{+\infty} e^{-x^2 - gx^4} dx$$

depending on the approximation order L for $g = 1$. The dashed line corresponds to the exact value 1.368427... The upper and lower broken lines yield, respectively, the upper and lower boundaries for the estimate. The best estimate is given by the middle line.

Figure 3. Curves demonstrating dependence of the result of processing the critical exponent γ^{-1} on parameter b for various values of a for the cubic model at $N = 2$ in five-loop approximation.

A Appendix

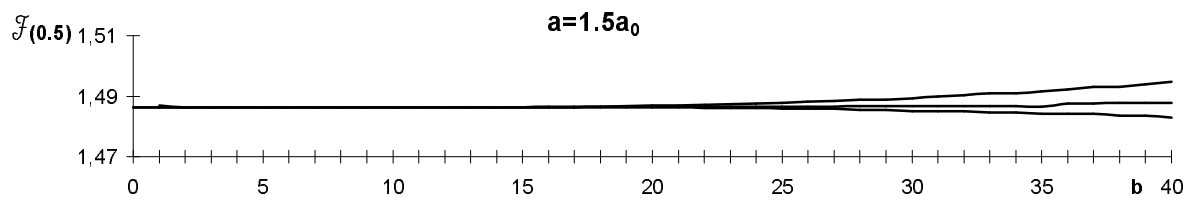
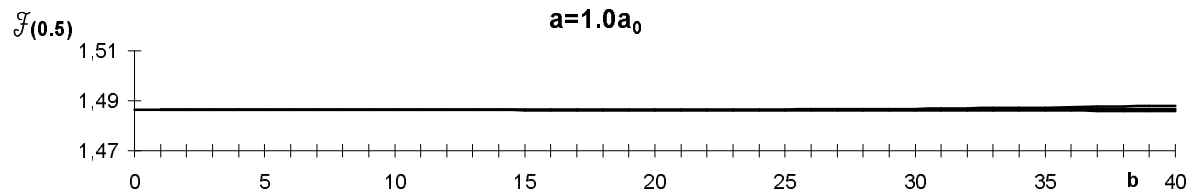
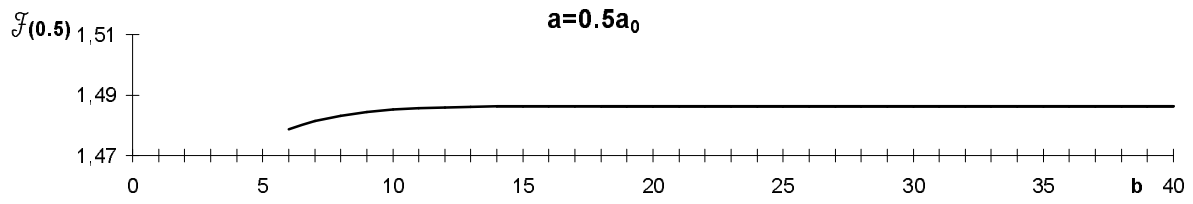
Table of the results of processing the asymptotic series for the function

$$\mathcal{F}(g) = \int_{-\infty}^{+\infty} e^{-x^2 - gx^4} dx$$

with the following values of the parameters: $g = 0.1$, $a = a_0 = 4$, $L = 13$, $\lambda \in [-2, 4]$. Numbers $\mathcal{F}_{13}^i(g)$ correspond to different $\lambda^i(g; a, b)$ realizing the most rapid convergence of the processed series. The exact value is $\mathcal{F}(0.1) = 1.674085856..$

b	$\mathcal{F}_{13}^1(g)$	$\mathcal{F}_{13}^2(g)$	$\mathcal{F}_{13}^3(g)$	$\mathcal{F}_{13}^4(g)$	$\mathcal{F}_{13}^5(g)$	$\mathcal{F}_{13}^6(g)$	$\mathcal{F}_{13}^7(g)$	$\mathcal{F}_{13}^8(g)$	$\mathcal{F}_{13}^9(g)$
0	1.6740858								
1	1.6740860	1.6740860	1.6740860						
2	1.6740857	1.6740857	1.6740857	1.6740857	1.6740857	1.6740857			
3	1.6740859	1.6740859	1.6740859	1.6740859	1.6740859	1.6740859	1.6740859	1.6740859	
4	1.6740859	1.6740859	1.6740859	1.6740859	1.6740859	1.6740859	1.6740859	1.6740859	1.6740859
5	1.6740859	1.6740859	1.6740859	1.6740859	1.6740859	1.6740859	1.6740859	1.6740859	1.6740859
6	1.6740859	1.6740859	1.6740859	1.6740859	1.6740859	1.6740859	1.6740859	1.6740859	
7	1.6740859	1.6740859	1.6740859	1.6740859	1.6740859	1.6740859	1.6740859	1.6740858	
8	1.6740858	1.6740859	1.6740859	1.6740859	1.6740859	1.6740859	1.6740859	1.6740858	
9	1.6740858	1.6740859	1.6740859	1.6740859	1.6740859	1.6740859	1.6740859	1.6740856	
10	1.6740858	1.6740859	1.6740859	1.6740859	1.6740859	1.6740858	1.6740859	1.6740853	
11	1.6740858	1.6740859	1.6740859	1.6740859	1.6740859	1.6740858	1.6740860	1.6740846	
12	1.6740858	1.6740859	1.6740859	1.6740859	1.6740859	1.6740858	1.6740862		
13	1.6740858	1.6740859	1.6740859	1.6740859	1.6740859	1.6740858	1.6740864		
14	1.6740858	1.6740859	1.6740859	1.6740858	1.6740859	1.6740857	1.6740868		
15	1.6740857	1.6740859	1.6740859	1.6740858	1.6740859	1.6740856	1.6740873		
16	1.6740857	1.6740858	1.6740859	1.6740858	1.6740860	1.6740854	1.6740881		
17	1.6740857	1.6740858	1.6740859	1.6740858	1.6740860	1.6740852	1.6740892		
18	1.6740856	1.6740858	1.6740859	1.6740858	1.6740862	1.6740848	1.6740906		
19	1.6740855	1.6740858	1.6740859	1.6740857	1.6740863	1.6740844	1.6740925		
20	1.6740855	1.6740858	1.6740859	1.6740856	1.6740865	1.6740838	1.6740947		
21	1.6740854	1.6740858	1.6740860	1.6740856	1.6740868	1.6740832	1.6740978		
22	1.6740853	1.6740858	1.6740861	1.6740855	1.6740870	1.6740823	1.6741013		
23	1.6740852	1.6740858	1.6740861	1.6740852	1.6740874	1.6740814	1.6741054		
24	1.6740850	1.6740858	1.6740862	1.6740851	1.6740878	1.6740801	1.6741106		
25	1.6740849	1.6740859	1.6740863	1.6740848	1.6740883	1.6740789	1.6741164		
26	1.6740871	1.6740854	1.6740865	1.6740844	1.6740889	1.6740771	1.6741226		
27	1.6740873	1.6740853	1.6740866	1.6740841	1.6740896	1.6740751	1.6741285		
28	1.6740875	1.6740853	1.6740869	1.6740837	1.6740905	1.6740728	1.6741373		
29	1.6740878	1.6740853	1.6740874	1.6740833	1.6740914	1.6740702	1.6741432		
30	1.6740880	1.6740852	1.6740875	1.6740825	1.6740926	1.6740674			

a)



b)

