

Fluctuation–induced phase in CsCuCl_3 in transverse magnetic field: Theory

A. E. Jacobs* and Tetsuro Nikuni†

Department of Physics, University of Toronto, Toronto, Ontario, Canada M5S 1A7

(October 13, 2018)

Abstract

CsCuCl_3 is a quantum triangular antiferromagnet, ferromagnetically stacked, with an incommensurate (IC) structure due to a Dzyaloshinskii–Moriya interaction. Because of the classical degeneracy caused by the frustration, fluctuations in CsCuCl_3 have extraordinarily large effects, such as the phase transition in longitudinal magnetic field (normal to the planes, parallel to the IC wavenumber \mathbf{q}) and the plateau in \mathbf{q} in transverse field (perpendicular to \mathbf{q}). We argue that fluctuations are responsible also for the new IC phase discovered in transverse field near the Néel temperature T_N , by T. Werner *et al.* [Solid State Commun. **102**, 609 (1997)]. We develop and analyse the corresponding minimal Landau theory; the effects of fluctuations on the frustration are included phenomenologically, by means of a biquadratic term. The Landau theory gives two IC phases, one familiar from previous studies; properties of the new IC phase, which occupies a pocket of the temperature–field phase diagram near T_N , agree qualitatively with those of the new phase found experimentally.

64.70.Rh, 75.10.Jm, 75.25.+z, 75.50.Ee

arXiv:cond-mat/9802307v1 27 Feb 1998

I. INTRODUCTION

Compounds based on the triangular antiferromagnet (TAFM), particularly members of the ABX_3 family, have provided a wealth of interesting behaviour and indeed many surprises, as recently reviewed¹. Because of the extraordinarily large effects of quantum and thermal fluctuations, CsCuCl_3 (with Néel temperature² $T_N = 10.65$ K and zero-temperature saturation field $H_S \approx 30$ T) ranks among the most interesting of these compounds; the surprises began 20 years ago³ and continue still, in theory as well as in experiment.

The magnetic properties of CsCuCl_3 are due to the Cu^{2+} ions ($S = 1/2$); these form a stacked triangular lattice, to a good approximation. The interaction in the planes is antiferromagnetic and therefore frustrated. Normal to the planes (in the chain or c direction), a ferromagnetic interaction competes with a Dzyaloshinskii–Moriya (DM) interaction⁴, giving an incommensurate (IC) structure with wavenumber $\mathbf{q} = q\hat{\mathbf{z}}$ in the c direction. In more detail, the classical, zero-temperature structure in zero magnetic field is the three-sublattice, $\pm 120^\circ$ TAFM structure; the spins lie in the planes, rotating by $\approx 5.1^\circ$ per plane⁵. Application of a magnetic field yields a variety of interesting phenomena related to the classical degeneracy of the TAFM; recall that the classical ground state of the TAFM is continuously (and also discretely) degenerate, even in a magnetic field, and also that thermal fluctuations^{6–9} in classical models and quantum fluctuations^{10,11} break the continuous degeneracy in the same way, both selecting for example the collinear structure at $H \approx H_S/3$.

In longitudinal magnetic field (normal to the planes, parallel to the IC wavenumber \mathbf{q}), the low-temperature magnetization is discontinuous^{3,12,13} at $H \approx 0.4H_S$, due to a novel, fluctuation-induced phase transition^{14,15}: the umbrella structure is optimal at small H (due to a small, easy-plane anisotropy in the interplane exchange¹⁶) and a coplanar structure is optimal at larger H (due to quantum fluctuations). Other experiments^{17–24} support the Nikuni–Shiba analysis^{14,15}. In summary, CsCuCl_3 in longitudinal field appears to be understood, except that the transition at high temperature T has puzzling features²⁴.

A transverse field (in the planes, perpendicular to \mathbf{q}) gives more surprises. The behaviour at low fields is conventional: q decreases quadratically with H , and the curvature increases^{19,21} with T . Classical (mean-field) theory^{25,26} gives both of these and also a transition to the commensurate (C) phase at $H \approx 0.47H_S$ (at $T = 0$); this transition has recently been observed²⁷, but at larger H ($\approx 0.58H_S$). Classical theory cannot, however, explain any of the following: At low T , unusual behaviour occurs for fields near $H = H_S/3$, well below the IC→C transition; structure is found in the magnetization¹³, in the ^{133}Cs NMR shift²², in the IC wavenumber (Ref. 19 finds a plateau), and in ESR measurements²⁰. At high T , a second IC phase appears and T_N increases with field²⁸.

At low T , the structure near $H_S/3$ seems related to changes, induced by quantum fluctuations, in the structure of the TAFM near the same field^{10,11}. Linear spin-wave (LSW) theory, which adds the leading quantum correction to classical theory, gives a plateau in the magnetization of the C state²⁹ (as for the TAFM), a promising start. But there is another surprise, this time in theory. Not only does LSW theory of the IC phase fail to explain any of the other results, it actually provides a worse description of the IC phase than does classical theory, by predicting a premature IC→C transition²⁹ at $H \approx 0.32H_S$. An innovative phenomenological theory²⁹ of quantum fluctuations explains the existence of the plateau^{19,27} in q , and also its level. The theoretical value ($H \approx 0.44H_S$) for the field at

the IC→C transition²⁷ is however too small, and the magnetization is not predicted well; likely the phenomenological theory can be improved.

Both new findings²⁸ near T_N , namely the increase of T_N with field (as in the TAFM^{6,8,30}) and the second IC phase, are likely due to thermal fluctuations; neither has yet been treated theoretically. Because a microscopic or numerical treatment of fluctuations is out of the question for a vector–spin system with a nonsinusoidal IC structure, we use phenomenology. To treat a particular aspect of fluctuations near T_N , namely effects related to the breaking of the classical degeneracy of the TAFM, we add to the standard Landau theory a term biquadratic in the order parameter, as in our treatment²⁹ of quantum fluctuations at $T = 0$; this term appears neither in the Hamiltonian nor in mean–field theory²⁶ at any T . Of course this term is not intended to include fluctuation effects in general (such phenomenology cannot possibly explain the reduction of T_N from the mean–field value of 35.5 K to the experimental value of 10.65 K).

In qualitative agreement with experiment²⁸, the Landau theory predicts a second IC phase to exist in a small T – H region near T_N . As discussed in the preceding article³¹ and in Section IV, the theory explains other properties of the new phase, qualitatively; as discussed in the Appendix, however, it does not explain the increase of T_N with H . The new phase is the high– T version of a state which arose in the classical theory²⁵; the state exists at all T in classical (mean–field) theory^{25,26}, but is never optimal. We argue that the new phase owes its existence to fluctuations; these are strong enough to overcome an energy difference in classical theory, just as quantum fluctuations in longitudinal field overcome the small anisotropy^{14,15}. A unifying feature is that the two most striking of the experimental results in transverse field, namely the plateau^{19,27} in q and the new phase²⁸ near T_N , are explained using the same phenomenological treatment of fluctuations, in Ref. 29 and here respectively.

Remarkably then, CsCuCl₃ displays a fluctuation–induced phase transition in transverse field, and a different fluctuation–induced phase transition in longitudinal field^{14,15}.

II. HAMILTONIAN

The main interactions are described by the Hamiltonian

$$\mathcal{H} = \sum_{in} \left[-2 J_0 \mathbf{S}_{in} \cdot \mathbf{S}_{i,n+1} - D \hat{\mathbf{z}} \cdot (\mathbf{S}_{in} \times \mathbf{S}_{i,n+1}) + J_1 \sum_k' \mathbf{S}_{in} \cdot \mathbf{S}_{kn} - g \mu_B H \hat{\mathbf{x}} \cdot \mathbf{S}_{in} \right], \quad (1)$$

where \mathbf{S}_{in} is the spin operator at the i th site in the n th a – b plane, $\hat{\mathbf{z}}$ and $\hat{\mathbf{x}}$ are unit vectors in the c and a directions, and the k sum is over the six, in–plane, nearest neighbours of the site in . The first term ($\propto J_0$) is the isotropic, ferromagnetic exchange interaction between spins in nearest–neighbour planes, the second ($\propto D$) is the interplane DM interaction, the third ($\propto J_1$) is the isotropic, frustrated, antiferromagnetic exchange interaction between nearest-neighbour spins in the a – b planes, and the fourth is the Zeeman energy in a field \mathbf{H} transverse to the chains. We omit the easy–plane anisotropy¹⁶ in the interplane interaction, the dipole–dipole interaction, and several other effects. The coefficients have been estimated previously^{2,5,32,33,16,34}; we use $J_0 = 28$ K, $J_1 = 4.9$ K and $D = 5$ K. The saturation field, above which each spin is aligned with the field at $T = 0$, is $H_S = 18J_1S/(g\mu_B) \approx 30$ T.

At the classical level, the intrachain exchange term (J_0) favours states with spins parallel in adjacent a – b planes while the smaller DM term (D) favours states with spins in the planes

and rotating by $\pi/2$ per plane. At zero field, for all $T < T_N$, the spins lie in the planes, forming the 120° structure with three sublattices. The structure normal to the planes is helical; the wavenumber at $H = 0$ is $q_0 \hat{\mathbf{z}}$ where $q_0 = \arctan(D/(2J_0)) \approx 2\pi/71$. A transverse field deforms the helical structure, which becomes highly nonsinusoidal at higher H .

For $T = 0$, the above Hamiltonian was investigated in the classical approximation²⁵, and the leading quantum correction was obtained using linear spin-wave (LSW) theory²⁹. Neither theory can account for the structure observed near $H_S/3$, but a phenomenological treatment²⁹ of quantum fluctuations is largely successful.

The extension of classical theory to $T > 0$ (by mean-field theory) gives a phase diagram²⁶ with only one IC phase, and so an understanding of the new IC phase near T_N seems to require including fluctuations at some level. A satisfactory microscopic treatment of fluctuations in CsCuCl₃ is out of the question at $T = 0$, and they are even more difficult to treat for $T > 0$, leaving it seems only a phenomenological approach. For general $T > 0$, one could simply add the biquadratic term²⁹ to the mean-field expression²⁶ for the free energy, but the coefficient would have to be adjusted as fluctuation effects increase with T , requiring a fit at each T or strong guidance from theory; this approach would be most reasonable near T_N , if the mean-field free energy were expanded to fourth order in the order parameter. We have chosen instead to use a fourth-order Landau theory.

III. LANDAU THEORY

The following describes a minimal Landau theory of CsCuCl₃ near T_N ; usually, Landau theory is reliable regarding the phase diagram, less reliable regarding the order of the transitions, and unreliable regarding fine details like the position dependence of the order parameter. We assume a structure with three sublattices in the a - b planes and with period L in the c direction (in units of the layer spacing); the restriction to integer L causes no difficulty²⁹. We assume also that the spins remain in the a - b planes at all H and T . Curiously, the DM term is not sufficient for this^{35,29}; the easy-plane anisotropy¹⁶ helps of course, but fluctuation effects seem to be necessary²⁹. In mean-field theory, the free energy would be expressed in terms of the site-dependent magnetization $\langle \mathbf{S}_{jl} \rangle$, where $j = 1, 2, 3$ is the sublattice index and $l = 1, \dots, L$ is the layer index. In Landau theory, the free energy is expanded in the order parameter \mathbf{m}_{jl} , which is only proportional to $\langle \mathbf{S}_{jl} \rangle$.

Explicitly, we use the following expression for the free energy F of the N spins, relative to the paramagnetic state at $H = 0$:

$$F = \frac{N}{3L} \sum_{j=1}^3 \sum_{l=1}^L \left[\frac{1}{2} \alpha_1 \mathbf{m}_{jl}^2 + \alpha_2 \mathbf{m}_{jl} \cdot \mathbf{m}_{j+1,l} - h \hat{\mathbf{x}} \cdot \mathbf{m}_{jl} + \frac{1}{4} \gamma_1 \mathbf{m}_{jl}^4 - \frac{1}{2} \gamma_2 (\mathbf{m}_{jl} \cdot \mathbf{m}_{j+1,l})^2 \right. \\ \left. - \delta_1 \mathbf{m}_{jl} \cdot (\mathbf{m}_{j,l+1} - \mathbf{m}_{jl}) - \delta_2 \hat{\mathbf{z}} \cdot (\mathbf{m}_{jl} \times \mathbf{m}_{j,l+1}) \right]. \quad (2)$$

This expression differs in major respects from the mean-field expansion to fourth order in \mathbf{m} (or $\langle \mathbf{S} \rangle$). On the one hand, we omit from the expansion many terms of the same order as the ones we keep, second-order terms as well as fourth-order terms; on the other, and more importantly, we add a fourth-order term which does not appear in the expansion. All seven terms are essential. The third term in Equation (2) is the Zeeman energy; the

Landau parameter h is proportional to the magnetic field H . The terms with coefficients α_1 and γ_1 are standard, while those with coefficients α_2 , δ_1 and δ_2 result respectively from the in-plane antiferromagnetic interaction, the interplane ferromagnetic interaction and the DM interaction. The terms in α_1 and δ_1 are adjusted so that the latter makes no contribution to the energy of the commensurate state.

The remaining term, the biquadratic term $-\frac{1}{2}\gamma_2(\mathbf{m}_{j,l} \cdot \mathbf{m}_{j+1,l})^2$, appears neither in the Hamiltonian nor in the mean-field theory²⁶. It is introduced purely phenomenologically, to represent (to the extent possible) the effect of fluctuations (here thermal); the first such phenomenological use of the term was in Ref. 29. In the TAFM, fluctuations (quantum or thermal) act to favour the collinear phase at intermediate fields, and therefore we require $\gamma_2 > 0$; since the strength of the fluctuations is however unknown, γ_2 is otherwise adjustable (except that $\gamma_2 < 0.5$ for stability). In the TAFM, and in the C state of CsCuCl₃, the fluctuations break the classical degeneracy, selecting one state from the many. Their effect in the IC phase of CsCuCl₃ is far more subtle, for two reasons: first, the IC structure forbids the quantum selection possible in a C structure; second, the classical IC phase is unconventional, being well described as a continuous sequence of degenerate commensurate states²⁵. The fluctuations act to reorient the spins, giving a conventional IC phase with domain walls separating nearly commensurate regions. This is why LSW theory of the IC phase fails: a treatment beyond LSW theory is necessary to account for the reorientation.

The above Landau theory is of course related to the mean-field theory of the ferromagnetically stacked TAFM near T_N . Equation (3) of Ref. 36 (on the XY model), with $B_i = 9T_N/5$ for $i = 1$ to 6, reduces to our Equation (2) with the last three terms (coefficients γ_2 , δ_1 and δ_2) omitted, although some effort is needed to see this. As discussed in Ref. 36, the collinear phase stable at intermediate fields cannot be obtained from this theory; it is obtained however if only B_4 is different from (less than) the other B_i , or if B_2 (or B_3) is different. Ref. 36 noted that some effects of fluctuations can be mimicked by allowing some Landau coefficients to depart from their mean-field values; these authors did not consider the biquadratic term explicitly, but their intention was like ours, to break the classical TAFM degeneracy.

From the Hamiltonian, we expect the coefficients α_2 , δ_1 and δ_2 to be proportional to $6J_1$, $2J_0$ and D respectively. To reduce the number of parameters, we normalize the order parameter and the free energy so that $\alpha_2 = 1$ and $\gamma_1 = 1$. Then the interlayer coefficients are $\delta_1 = 2J_0/(6J_1) \approx 1.9$ and $\delta_2 = D/(6J_1) \approx 0.17$. Of the remaining parameters α_1 , h and γ_2 , only α_1 depends on T . At $H = 0$, the IC-paramagnetic transition at $T_N(0)$ occurs at $\alpha_1 \approx 1.015$; $\alpha_1 = 1$ is the upper limit of the C phase at $H = 0$. In Landau theory, the transition at $T_N(0)$ is second-order. Experiment²⁴ finds tricritical or weakly first-order behaviour; the latter is obtained in a recent Monte-Carlo analysis³⁷ of a related model.

The unknown constants of proportionality involving \mathbf{m} and h can be determined by comparing the Landau and mean-field theories. From Equation (2), the Landau energy (per spin) of the paramagnetic state at $\alpha_1 = 1$ is $\frac{3}{2}m^2 - hm + \frac{1}{4}m^4$. The corresponding mean-field expression is found by setting $\beta S^2 J_C = 1$ in Equation (3.2) of Ref. 26:

$$\frac{\mathcal{J}}{J_C} \left(18 J_1 \langle S \rangle^2 - 2 g \mu_B H \langle S \rangle + \frac{4}{3S^2} \frac{\mathcal{J}^3}{J_C^2} \langle S \rangle^4 + \dots \right),$$

where $J_C = 4J_0 + 6J_1$ and $\mathcal{J} = 2J_0 - 6J_1$. Because the mean-field expression omits fluctuations, the term in γ_2 must be omitted from the Landau expression. On setting

$\langle S \rangle = am$ and comparing coefficients, one finds $h = kH/H_S(0)$ where $k = 3S/a$ and $k^2 = 4\mathcal{J}^3/(J_C^2 J_1)$; the numerical value is $k \approx 0.88$.

The Euler–Lagrange equations of the above Landau theory have many solutions, namely the paramagnetic (P) solution $\mathbf{m}_{jl} = m_P \hat{\mathbf{x}}$, several commensurate (C) solutions, and many incommensurate (IC) solutions; the following provides some background for the last. In classical theory²⁵, the magnitudes of the site magnetizations are fixed and the phases suffice for a complete description. A single IC solution is optimal at all fields below the IC→C transition (predicted to occur at $H \approx 0.47H_S$); in this solution (called the 111 solution), the spins on all three sublattices wind through 2π over a period L of the IC structure. Many other IC solutions exist at fields below the transition. In the 110 solution, which is never optimal, the spins on only sublattices 1 and 2 wind through 2π over one period, while the spins on sublattice 3 wobble about the field without winding. The 111 and 110 solutions, and many other solutions generated from them by forming composite solutions²⁵, become degenerate at the IC→C transition, which is therefore a multi–phase point. In mean–field theory²⁶, for $T > 0$, the magnitudes of the magnetizations are no longer fixed; they can adjust to minimize the energy (for example by decreasing near a domain wall). The solution corresponding to the 111 solution is again optimal in all cases; it loses its winding character at larger T and H where the orbit in the m_x – m_y plane no longer encircles the origin. The infinite degeneracy at the IC→C transition remains at $T > 0$.

The Landau–theory states corresponding to the 111 and 110 solutions are most easily described at $H = 0$ (where the wavenumber is q_0 for both). For the first (IC₁),

$$\mathbf{m}_{jl} = m_1 [\hat{\mathbf{x}} \cos(q_0 l + \phi_j) + \hat{\mathbf{y}} \sin(q_0 l + \phi_j)] \quad \text{for } j = 1, 2, 3 \quad (3)$$

with $\phi_j = \phi_0 + (j - 1)2\pi/3$. For the second (IC₂),

$$\mathbf{m}_{1l} = -\mathbf{m}_{2l} = m_2 [\hat{\mathbf{x}} \cos(q_0 l + \phi_0) + \hat{\mathbf{y}} \sin(q_0 l + \phi_0)] \quad , \quad \mathbf{m}_{3l} = 0 ; \quad (4)$$

this is stable at $H = 0$ only for $\alpha_1 \gtrsim 0.99$, but solutions at lower α_1 and $H > 0$ are easily found. The first has the lower energy at $H = 0$, for all T . For the same amplitude, the first optimizes the α_2 term in the density of Equation (2), while the second optimizes the biquadratic term; the respective energies are $-\frac{3}{2}\alpha_2 m^2 - \frac{3}{8}\gamma_2 m^4$ and $-\alpha_2 m^2 - \frac{1}{2}\gamma_2 m^4$. It is then possible that the second can have the lower energy, though only for $H > 0$.

For $H > 0$, some analytical results can be found at small field^{25,26}, but full numerical solutions of the Euler–Lagrange equations are required at general values of H . Solutions were found by repeated linearization about trial solutions and solution of the linearized equations for the corrections. With increasing H , both solutions evolve, becoming increasingly nonsinusoidal; other solutions are found, but these are never optimal. In the second solution, the order parameter on the third sublattice increases from 0 and wobbles about \mathbf{H} with period $L/2$. Phase diagrams follow from comparison of the energies of the IC, P and C solutions.

IV. PHASE DIAGRAM AND OTHER RESULTS

Because Equation (2) cannot explain both the new IC phase and the increase of T_N with H , and also because Equation (2) omits many terms of the same order as those kept, a detailed comparison with experiment is not attempted; fine details of the results should not

be taken seriously. The only parameter in the theory (apart from the unknown constant relating α_1 to T), is the coefficient γ_2 which determines the strength of the fluctuations. The value $\gamma_2 = 0.2$ used in the following was chosen, with guidance from experiment³¹, to give a reasonable size to the IC₂ region of the phase diagram, and also to the plateau in q/q_0 for the IC₁ phase (as a function of h); 0.1 seems too small and 0.3 too large. Actually, the new phase appears even at $\gamma_2 = 0$, but only in a thin sliver ($\Delta h \leq 0.024$) of the phase diagram, with re-entrance and with no sizeable plateau.

Figure 1 shows the theoretical phase diagram near T_N ; again, α_1 is linear in T [$\alpha_1 = 1.015$ at $T_N(H = 0)$] and $h \approx 0.88H/H_S(0)$. The two IC phases (IC₁ and IC₂), the P phase, and the C phase are optimal in the regions indicated; the C phase is the $\mathbf{m}_1 = \mathbf{m}_2$ phase of the stacked TAFM. The new feature here is the IC₂ phase.

The companion article³¹ presents the strongest evidence for identifying the IC₂ phase with the new IC phase discovered in Ref. 28: the neutron-scattering intensity as a function of wavenumber is qualitatively that expected from the order parameter of the IC₂ phase. The companion article compares theory and experiment in other respects as well. The following compares several aspects of the phase diagrams; it also presents results for the dependence of the IC wavenumbers on T and H , and for the order parameters in the two IC phases.

Phase diagrams (qualitative aspects): In both Figure 1 and Figure 3 of Ref. 31, the new phase appears in a small T - H region near T_N . Landau theory misses the increase of T_N with H and therefore also the nose; experimentally, the region of the new phase is shaped more like a croissant than a pocket. In both theory and experiment, the new phase appears only above some field, and a narrow tail extends to the low- T side.

Phase diagrams (order of the transitions): The fields available in the high- T neutron measurements^{28,31} were not sufficient to observe the C phase, nor of course the IC₁→C and C→P transitions; the IC₁→C transition was however observed²⁷ at low T , at $H \approx 18$ T. In theory, all four of the other transitions in Figure 1 are first-order. IC₁→IC₂ is strongly first-order, while the three transitions to the P state (IC₁→P near T_N , IC₂→P and IC₁→P at lower T) are weakly first-order (the free energies cross with almost the same slope); the IC₁→P transition is second-order at $H = 0$.

In experiment, only IC₁→IC₂ is unambiguously first-order. The scan³¹ at 10.34 K can be interpreted in two ways³⁸: either the tail of the IC₂ phase was missed, or there is a first-order IC₁→P transition at $H \approx 12$ T. The IC₂→P transition is almost certainly second-order, from the observation of critical scattering³¹.

Phase diagrams (other aspects): In theory, the IC₂ phase is not found at any T if $h < 0.10$ or if $h > 0.34$, corresponding to $H < 3.4$ T and $H > 11.6$ T. In experiment, the lower limit is $H = 4.3 \pm 0.3$ T; if the IC₂ phase does not appear at 10.34 K, then the upper limit is 11.5 ± 0.5 T. The agreement is reasonable. Independent of the constant k relating h and H , the relative widths in the field variable are comparable: $11.5/4.3 \approx 0.34/0.10$. The nose in the experimental phase diagram prevents a similar analysis for the temperature variable; for example, we cannot estimate reliably the upper T limit of the C phase (but none of our estimates disagrees with the data).

Wavenumbers of the IC phases: Figure 2 shows theoretical results for the reduced wavenumber q/q_0 as a function of h , at four values of α_1 .

For $\alpha_1 = 1.005$, there are two transitions as h increases, IC₁→IC₂ at $h \approx 0.137$ and IC₂→P at $h \approx 0.202$, both first-order in theory; at the first, q increases discontinuously to a value

less than the zero-field value q_0 . In theory, q/q_0 for the IC₂ phase is roughly independent of h , for fixed α_1 . The dependence on α_1 is stronger, but still weak; the value decreases roughly linearly with α_1 , from $q/q_0 \approx 0.98$ at $\alpha_1 = 1.01$ to $q/q_0 \approx 0.88$ at $\alpha_1 = 0.995$. The experimental value³¹ for q/q_0 in the IC₂ phase is ≈ 0.87 ; this is larger than in the IC₁ phase, as in theory; on the other hand, no dependence on T or H was observed.

At lower T ($\alpha_1 = 0.98$ and 0.96), q decreases as h increases, flattens out, bends over, and then drops discontinuously in a first-order transition to the P phase. At $\alpha_1 = 0.93$ (apparently corresponding to lower T than used in Ref. 31), q forms a reasonable plateau before rounding and falling to zero in a weakly first-order transition to the C phase; at slightly larger h , a second-order transition occurs to the P phase.

Theoretically, the plateau in q/q_0 occurs at ≈ 0.6 , almost independent of α_1 ; the level of the plateau is reasonably robust (for $\gamma_2 = 0.3$, the plateau occurs at $q/q_0 \approx 0.56$). Figure 1 of the preceding article³¹ compares these results with the available data. Experiment finds a plateau (as in theory), at about the theoretical level ($q/q_0 \approx 0.6$), for both $T = 10.34$ K and $T = 9.95$ K; the latter data are slightly rounded at higher H , as in theory for $\alpha_1 \lesssim 0.98$. Data were not obtained at low fields where q descends from the zero-field value to the plateau, preventing more detailed comparison with theory.

Order parameters: Figure 3 shows the order parameter for the IC₁ phase, for Landau parameters $\alpha_1 = 0.96$ and $h = 0.4$ (near the middle of the plateau in Figure 2). At maximum m_x , the configuration is almost colinear. Figure 4 shows the order parameter for the IC₂ phase, for $\alpha_1 = 1.005$ and $h = 0.18$ (near the middle of the pocket in Figure 1).

The preceding article³¹ finds qualitative agreement between theory and experiment for both IC phases, but it is not possible to determine the order parameters uniquely from experiment. The theoretical order parameter in the IC₁ phase is too distorted (likely because of the loop at the right-hand side in Figure 3); that in the IC₂ phase agrees reasonably well, although the third sublattice is not visible in the available data.

V. SUMMARY

Landau theory with the biquadratic term (representing some effects of fluctuations) explains the appearance of the new IC phase found^{28,31} near T_N . The new phase is the Landau-theory counterpart of the 110 state studied in Ref. 25, but stabilized by fluctuations. Only coarse adjustment of the only available parameter (the coefficient γ_2 of the biquadratic term) is needed to obtain qualitative (in some cases quantitative) agreement with experiment.

In more detail: Landau theory finds a new IC phase to exist near T_N . It explains³¹ qualitatively the neutron-diffraction results in both IC phases. It does not explain the increase of T_N with field, but it explains other features of the phase diagram. It predicts moderately well the order of the transitions. It predicts that the wavenumber q of the IC₂ phase is larger than in the IC₁ phase, as observed; the experimental T dependence of q is however weaker than predicted. It predicts that the plateau in the wavenumber of the IC₁ phase occurs at $q/q_0 \approx 0.6$, as observed. Theory and experiment agree qualitatively with respect to the order parameters.

ACKNOWLEDGMENTS

We are grateful to U. Schotte and M. E. Zhitomirsky for discussions and to U. Schotte for informing us of the experimental results prior to publication. This research was supported by the Natural Sciences and Engineering Research Council of Canada and by the Japan Society for the Promotion of Science.

APPENDIX A: EXTENDED LANDAU THEORY

The Néel temperature T_N increases initially with field for the TAFM because of thermal fluctuations^{6,8,30}. It increases also for CsCuCl₃ (Refs. 28,31), for (one believes) the same reason. Since Equation (2) cannot explain the increase, it is natural to ask whether an extended Landau theory can do so. To investigate this question, we add the following fourth-order invariants³⁶ to the square brackets in Equation (2):

$$\begin{aligned} & \frac{1}{4} \gamma_3 \mathbf{m}_{jl}^2 \sum_{k=1}^3 \mathbf{m}_{kl}^2 + \gamma_4 \mathbf{m}_{jl}^2 \sum_{k=1}^3 \mathbf{m}_{kl} \cdot \mathbf{m}_{k+1,l} \\ & + \frac{1}{2} \gamma_5 \mathbf{m}_{jl} \cdot \mathbf{m}_{j+1,l} \sum_{k=1}^3 \mathbf{m}_{kl} \cdot \mathbf{m}_{k+1,l} + \gamma_6 \mathbf{m}_{jl}^2 (\mathbf{m}_{j-1,l} \cdot \mathbf{m}_{j+1,l}) ; \end{aligned} \quad (\text{A1})$$

our coefficients are related to those of Ref. 36 by

$$\begin{aligned} B_1 &= \gamma_1 - \frac{1}{2}\gamma_2 + 3\gamma_3 - 6\gamma_4 + \frac{3}{2}\gamma_5 - 2\gamma_6 , \\ B_2 &= \gamma_1 - 2\gamma_2 + 4\gamma_6 , \\ B_3 &= \gamma_1 - 2\gamma_2 + 3\gamma_3 + 12\gamma_4 + 6\gamma_5 - 4\gamma_6 , \\ B_4 &= \gamma_1 - \frac{1}{2}\gamma_2 - 2\gamma_6 , \\ B_5 &= \gamma_1 + \gamma_2 + 3\gamma_3 + 3\gamma_4 - 3\gamma_5 + \gamma_6 , \\ B_6 &= \gamma_1 + \gamma_2 + \gamma_6 . \end{aligned} \quad (\text{A2})$$

For the stacked TAFM, at T sufficiently below T_N , the phase sequence with decreasing H must be: P phase \rightarrow C phase with $\mathbf{m}_1 = \mathbf{m}_2 \rightarrow$ colinear C phase \rightarrow low-field C phase; a little analysis gives the requirements $\gamma_2 > 0$, $B_3 > 0$ and $B_5 > 0$. If the P \rightarrow C transition is second-order (as at $h = 0$, $\alpha_1 = \alpha_2$), we find that the phase boundary is given by

$$h^2 = \left(\frac{\alpha_2 - \alpha_1}{B_5} \right) \left[(\alpha_1 + 2\alpha_2) + \frac{B_3}{B_5} (\alpha_2 - \alpha_1) \right]^2 . \quad (\text{A3})$$

Since $B_5 > 0$, the extended Landau theory cannot explain this effect of fluctuations (the increase of T_N with H) for the stacked TAFM; therefore we believe that it cannot explain either the increase of T_N with H for CsCuCl₃.

We also used the extended theory to determine several phase diagrams like Figure 1, for several different sets of parameters. The C, P and IC₁ phases always appear, as does the IC₂ phase (unless of course γ_2 is sufficiently negative). Generally, the more complicated free energies (those with more of the γ_i parameters $\neq 0$) give more complicated phase diagram (with for example re-entrant phases), but no new phases are found.

REFERENCES

- * Electronic address: jacobs@physics.utoronto.ca
- † Address after March 1998: Department of Physics, Tokyo Institute of Technology, Oh-okayama, Meguro-ku, Tokyo, Japan 152; nick@stat.phys.titech.ac.jp
- ¹ Collins M F and Petrenko O A 1997 *Can. J. Phys.* **75** 605
- ² Achiwa N 1969 *J. Phys. Soc. Jpn.* **27** 561
- ³ Motokawa M 1978 unpublished paper presented at the Annual Meeting of the Physical Society of Japan
- ⁴ Dzyaloshinskii I 1958 *J. Phys. Chem. Solids* **4** 241; Moriya T 1960 *Phys. Rev.* **120** 91
- ⁵ Adachi K Achiwa N and Mekata M 1980 *J. Phys. Soc. Jpn.* **49** 545
- ⁶ Lee D H Joannopoulos J D Negele J W and Landau D P 1984 *Phys. Rev. Lett.* **52** 433; 1986 *Phys. Rev. B* **33** 450
- ⁷ Kawamura H 1984 *J. Phys. Soc. Jpn.* **53** 2452; 1991 *J. Phys. Soc. Jpn.* **61** 1299
- ⁸ Kawamura H and Miyashita S 1984 *J. Phys. Soc. Jpn.* **53** 4138; 1985 *J. Phys. Soc. Jpn.* **54** 4530. Miyashita S and Kawamura H 1985 *J. Phys. Soc. Jpn.* **54** 3385
- ⁹ Korshunov S E 1986 *J. Phys. C: Solid State Phys.* **19** 5927
- ¹⁰ Nishimori H and Miyashita S 1986 *J. Phys. Soc. Jpn.* **55** 4448
- ¹¹ Golosov D I and Chubukov A V 1989 *Pis'ma Zh. Eksp. Teor. Fiz.* **50** 416 (1990 *JETP Lett.* **50** 451); Chubukov A V and Golosov D I 1991 *J. Phys.: Condens. Matter* **3** 69
- ¹² Fedoseeva N V Gekht R S Velikanova T A and Balaev A D 1985 *JETP Lett.* **41** 406
- ¹³ Nojiri H Tokunaga Y and Motokawa M 1988 *J. Phys. (Paris) Colloq.* **49** C8-1459
- ¹⁴ Shiba H and Nikuni T 1993 *Recent Advances in Magnetism of Transition Metal Compounds*, edited by Kotani A and Suzuki N (World Scientific, Singapore) p. 372
- ¹⁵ Nikuni T and Shiba H 1993 *J. Phys. Soc. Jpn.* **62** 3268
- ¹⁶ Tanaka H Schotte U and Schotte K-D 1992 *J. Phys. Soc. Jpn.* **61** 1344
- ¹⁷ Ohta H Imagawa S Motokawa M and Tanaka H 1993 *J. Phys. Soc. Jpn.* **62** 3011
- ¹⁸ Chiba M Ajiro Y and Morimoto T 1994 *Physica B* **201** 200
- ¹⁹ Mino M Ubukata K Bokui T Arai M Tanaka H and Motokawa M 1994 *Physica B* **201** 213
- ²⁰ Ohta H Imagawa S Motokawa M and Tanaka H 1994 *Physica B* **201** 208
- ²¹ Schotte U Stüßer N Schotte K-D Weinfurter N Mayer H M and Winkelmann M 1994 *J. Phys.: Condens. Matter* **6** 10105
- ²² Chiba M Ajiro Y and Morimoto T 1995 *J. Magn. Magn. Mater.* **140-144** 1673
- ²³ Motokawa M and Arai M 1995 *Physica B* **213-214** 1017
- ²⁴ Weber H B Werner T Wosnitza J v Löhneysen H and Schotte U 1996 *Phys. Rev. B* **54** 15924
- ²⁵ Jacobs A E Nikuni T and Shiba H 1993 *J. Phys. Soc. Jpn.* **62** 4066
- ²⁶ Ohyama T and Jacobs A E 1995 *Phys. Rev. B* **52** 4389
- ²⁷ Nojiri H Takahashi K Fukuda T Fujita M Arai M and Motokawa M 1997 paper presented at the International Conference on Neutron Scattering, Toronto, August
- ²⁸ Werner T Weber H B Wosnitza J Kelnberger A Meschke M Schotte U Stüßer N Ding Y and Winkelmann M 1997 *Solid State Commun.* **102** 609
- ²⁹ Nikuni T and Jacobs A E 1998 *Phys. Rev. B* **57** ? (LANL preprint number 9702201)
- ³⁰ Miyashita S 1986 *J. Phys. Soc. Jpn.* **55** 3605
- ³¹ Schotte U Kelnberger A and Stüßer N 1998 preceding article
- ³² Hyodo H Iio K and Nagata K 1981 *J. Phys. Soc. Jpn.* **50** 1545

- ³³ Tazuke Y Tanaka H Iio K and Nagata K 1981 *J. Phys. Soc. Jpn.* **50** 3919
- ³⁴ Mekata M Ajiro Y Sugino T Oohara A Ohara K Yasuda S Oohara Y and Yoshizawa H 1995 *J. Magn. Magn. Mater.* **140–144** 1987
- ³⁵ Jensen J, unpublished
- ³⁶ Plumer M L Mailhot A and Caillé A 1994 *Phys. Rev. B* **49** 15 133
- ³⁷ Plumer M L and Mailhot A 1997 *J. Phys.: Condens. Matter* **9** L165
- ³⁸ Schotte U private communication

FIGURES

FIG. 1. Phase diagram in the α_1 - h plane for $\gamma_2 = 0.2$. The Landau parameter α_1 is linear in the temperature T , and $h \approx 0.88H/H_S(0)$. The paramagnetic phase (P), the commensurate phase (C), and the two incommensurate phases (IC₁ and IC₂) are optimal in the regions indicated.

FIG. 2. Reduced wavenumber q/q_0 as a function of the Landau field h for four values of the Landau parameter α_1 .

FIG. 3. IC₁ phase: orbit in the m_x - m_y plane for the order parameter on one of the three equivalent sublattices. The Landau parameters are $\alpha_1 = 0.96$ and $h = 0.4$ (near the middle of the plateau in Figure 2); the period L is 116. The order parameters on the other two sublattices are displaced by $l = \pm L/3$ from the first.

FIG. 4. IC₂ phase: orbits in the m_x - m_y plane for the order parameters on two of the three sublattices. The Landau parameters are $\alpha_1 = 1.005$ and $h = 0.18$ (near the middle of the pocket in Figure 1); the period L is 74. The outer loop is the orbit for one of the two equivalent sublattices; the orbit for the second is displaced by $l = L/2$. The order parameter on the third sublattice (inner loop) wobbles about the field with period $L/2$.

Figure 1

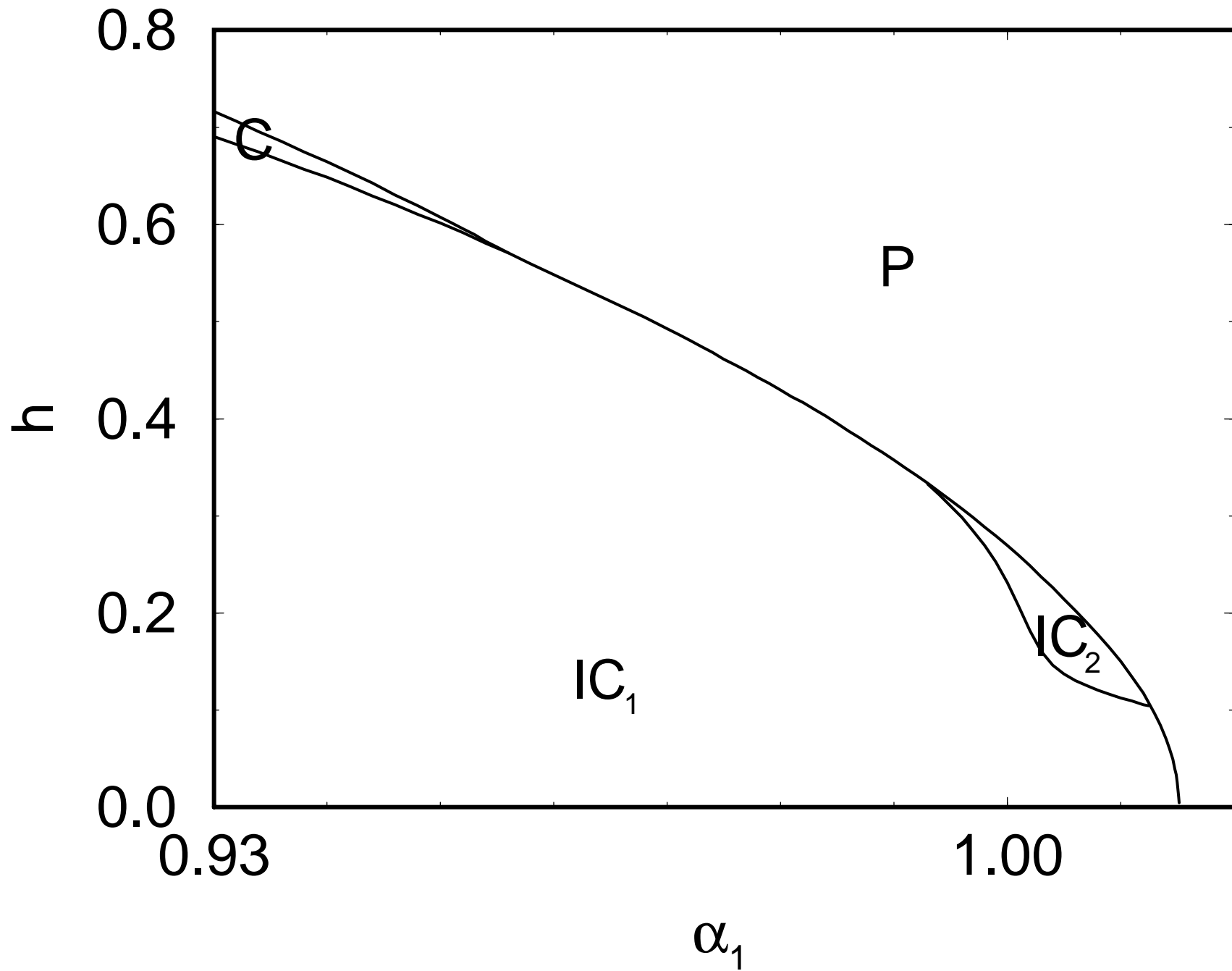


Figure 2

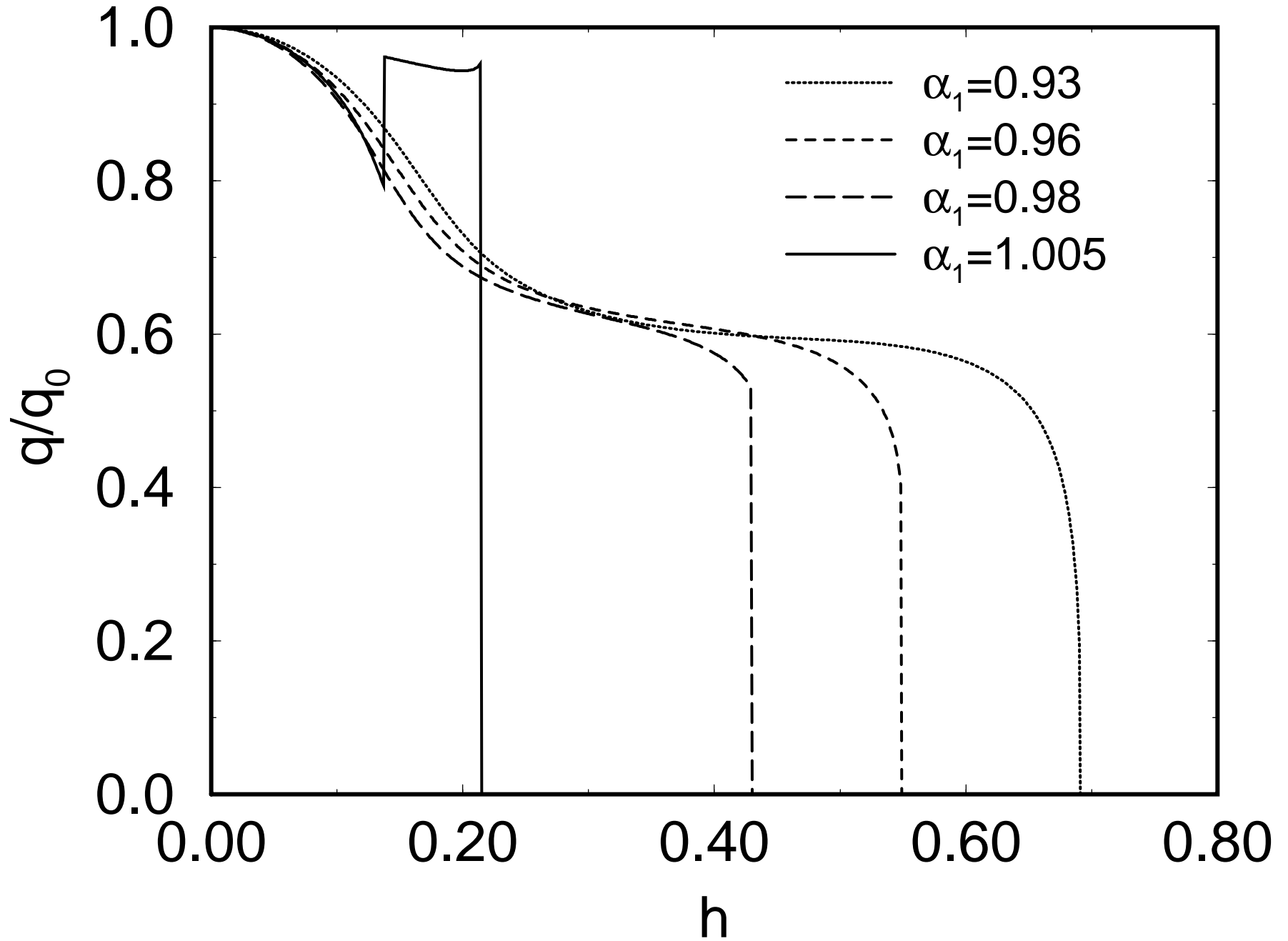


Figure 3

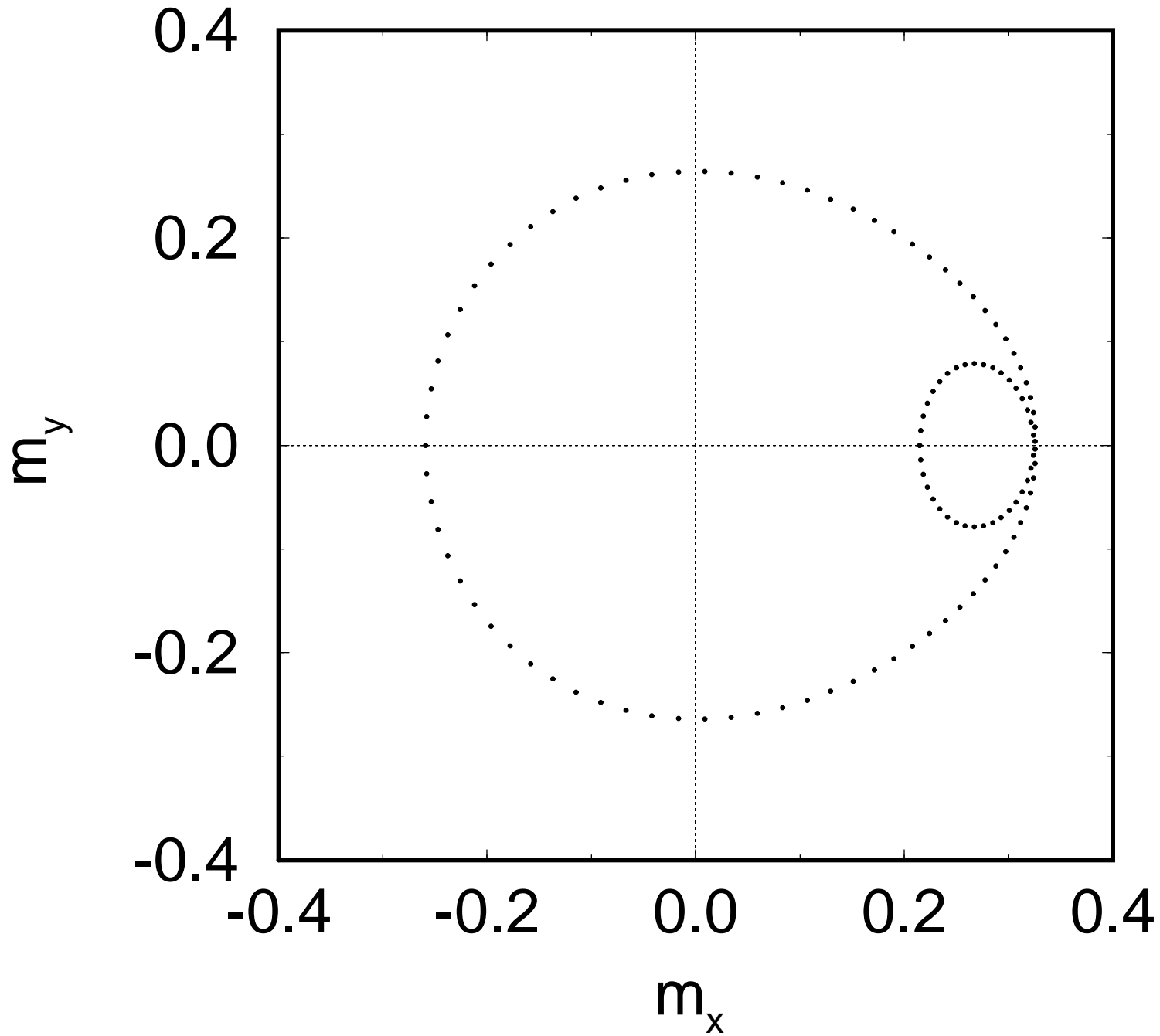


Figure 4

